

If you plan to submit a bid directly to the Department of Transportation

PREQUALIFICATION

Any contractor who desires to become pre-qualified to bid on work advertised by IDOT must submit the properly completed pre-qualification forms to the Bureau of Construction no later than 4:30 p.m. prevailing time twenty-one days prior to the letting of interest. This pre-qualification requirement applies to first time contractors, contractors renewing expired ratings, contractors maintaining continuous pre-qualification or contractors requesting revised ratings. To be eligible to bid, existing pre-qualification ratings must be effective through the date of letting.

REQUESTS FOR AUTHORIZATION TO BID

Contractors downloading and/or ordering CD-ROM's and are wanting to bid on items included in a particular letting must submit the properly completed "Request for Authorization to Bid/or Not For Bid Status" (BDE 124INT) and the ORIGINAL, signed and notarized, "Affidavit of Availability" (BC 57) to the proper office no later than 4:30 p.m. prevailing time, three (3) days prior to the letting date.

WHO CAN BID ?

Bids will be accepted from only those companies that request and receive written **Authorization to Bid** from IDOT's Central Bureau of Construction.

WHAT CONSTITUTES WRITTEN AUTHORIZATION TO BID? When a prospective prime bidder submits a "Request for Authorization to Bid/or Not For Bid Status"(BDE 124INT) he/she must indicate at that time which items are being requested For Bidding purposes. Only those items requested For Bidding will be analyzed. After the request has been analyzed, the bidder will be issued a **Proposal Denial and/or Authorization Form**, approved by the Central Bureau of Construction, that indicates which items have been approved For Bidding. If **Authorization to Bid** cannot be approved, the **Proposal Denial and/or Authorization Form** will indicate the reason for denial.

ABOUT AUTHORIZATION TO BID: Firms that have not received an authorization form within a reasonable time of complete and correct original document submittal should contact the department as to status. This is critical in the week before the letting. These documents must be received three days before the letting date. Firms unsure as to authorization status should call the Prequalification Section of the Bureau of Construction at the number listed at the end of these instructions.

ADDENDA AND REVISIONS: It is the contractor's responsibility to determine which, if any, addenda or revisions pertain to any project they may be bidding. Failure to incorporate all relevant addenda or revisions may cause the bid to be declared unacceptable.

Each addendum will be placed with the contract number. Addenda and revisions will also be placed on the Addendum/Revision Checklist and each subscription service subscriber will be notified by e-mail of each addendum and revision issued.

The Internet is the Department's primary way of doing business. The subscription server e-mails are an added courtesy the Department provides. It is suggested that bidder check IDOT's website <http://www.dot.il.gov/desenv/delett.html> before submitting final bid information.

IDOT is not responsible for any e-mail related failures.

Addenda Questions may be directed to the Contracts Office at (217)782-7806 or D&Econtracts@dot.il.gov

Technical Questions about downloading these files may be directed to Tim Garman (217)524-1642 or garmantr@dot.il.gov.

WHAT MUST BE INCLUDED WHEN BIDS ARE SUBMITTED?: Bidders need not return the entire proposal when bids are submitted. That portion of the proposal that must be returned includes the following:

1. All documents from the Proposal Cover Sheet through the Proposal Bid Bond
2. Other special documentation and/or information that may be required by the contract special provisions

All proposal documents, including Proposal Guaranty Checks or Proposal Bid Bonds, should be stapled together to prevent loss when bids are processed by IDOT personnel.

ABOUT SUBMITTING BIDS: It is recommended that bidders deliver bids in person to insure they arrive at the proper location prior to the time specified for the receipt of bids. Any bid received at the place of letting after the time specified will not be accepted.

WHO SHOULD BE CALLED IF ASSISTANCE IS NEEDED?

Questions Regarding	Call
Prequalification and/or Authorization to Bid	(217)782-3413
Preparation and submittal of bids	(217)782-7806
Mailing of plans and proposals	(217)782-7806
Electronic plans and proposals	(217)524-1642

ADDENDUMS AND REVISIONS TO THE PROPOSAL FORMS

Planholders should verify that they have received and incorporated the addendum and/or revision prior to submitting their bid. Failure by the bidder to include an addendum could result in a bid being rejected as irregular.

68

RETURN WITH BID

Proposal Submitted By
Name
Address
City

Letting September 23, 2005

BIDDERS NEED NOT RETURN THE ENTIRE PROPOSAL
(See instructions inside front cover)

NOTICE TO PROSPECTIVE BIDDERS

This proposal can be used for bidding purposes by only those companies that request and receive written AUTHORIZATION TO BID from IDOT's Central Bureau of Construction.

(SEE INSTRUCTIONS ON THE INSIDE OF COVER)

Notice To Bidders, Specifications, Proposal, Contract and Contract Bond



**Illinois Department
of Transportation**

Springfield, Illinois 62764

**Contract No. 83790
LAKE County
Section 02-00025-00-BR (Lake Bluff)
Route FAU 2758 (Moffett Road)
Project BRM-8003(182)
District 1 Construction Funds**

PLEASE MARK THE APPROPRIATE BOX BELOW:

- A Bid Bond is included.
- A Cashier's Check or a Certified Check is included

Prepared by

F

Checked by

(Printed by authority of the State of Illinois)

INSTRUCTIONS

ABOUT IDOT PROPOSALS: All proposals issued by IDOT are potential bidding proposals. Each proposal contains all Certifications and Affidavits, a Proposal Signature Sheet and a Proposal Bid Bond required for Prime Contractors to submit a bid after written **Authorization to Bid** has been issued by IDOT's Central Bureau of Construction.

WHO CAN BID?: Bids will be accepted from only those companies that request and receive written **Authorization to Bid** from IDOT's Central Bureau of Construction. To request authorization, a potential bidder must complete and submit Part B of the Request for Authorization to Bid/or Not For Bid Status form (BDE 124 INT) and submit an original Affidavit of Availability (BC 57).

WHAT CONSTITUTES WRITTEN AUTHORIZATION TO BID?: When a prospective prime bidder submits a "Request for Proposal Forms and Plans" he/she must indicate at that time which items are being requested For Bidding purposes. Only those items requested For Bidding will be analyzed. After the request has been analyzed, the bidder will be issued a **Proposal Denial and/or Authorization Form**, approved by the Central Bureau of Construction, that indicates which items have been approved For Bidding. If **Authorization to Bid** cannot be approved, the **Proposal Denial and/or Authorization Form** will indicate the reason for denial. If a contractor has requested to bid but has not received a **Proposal Denial and/or Authorization Form**, they should contact the Central Bureau of Construction in advance of the letting date.

WHAT MUST BE INCLUDED WHEN BIDS ARE SUBMITTED?: Bidders need not return the entire proposal when bids are submitted. That portion of the proposal that must be returned includes the following:

1. All documents from the Proposal Cover Sheet through the Proposal Bid Bond
2. Other special documentation and/or information that may be required by the contract special provisions

All proposal documents, including Proposal Guaranty Checks or Proposal Bid Bonds, should be stapled together to prevent loss when bids are processed by IDOT personnel.

ABOUT SUBMITTING BIDS: It is recommended that bidders deliver bids in person to insure they arrive at the proper location prior to the time specified for the receipt of bids. Any bid received at the place of letting after the time specified will not be accepted.

WHO SHOULD BE CALLED IF ASSISTANCE IS NEEDED?

Questions Regarding	Call
Prequalification and/or Authorization to Bid	217/782-3413
Preparation and submittal of bids	217/782-7806
Mailing of CD-ROMS	217/782-7806

RETURN WITH BID



PROPOSAL

TO THE DEPARTMENT OF TRANSPORTATION

1. Proposal of _____

for the improvement identified and advertised for bids in the Invitation for Bids as:

**Contract No. 83790
LAKE County
Section 02-00025-00-BR (Lake Bluff)
Project BRM-8003(182)
Route FAU 2758 (Moffett Road)
District 1 Construction Funds**

The work includes the removal of an existing bridge and construction of a new bridge with concrete bridge approach slabs, storm sewer replacement, sanitary sewer replacement, bituminous pavement resurfacing curb and gutter removal and replacement and all other work necessary to complete the project on Moffett Road from Sylvan Road to Ravine Avenue in the Village of Lake Bluff.

2. The undersigned bidder will furnish all labor, material and equipment to complete the above described project in a good and workmanlike manner as provided in the contract documents provided by the Department of Transportation. This proposal will become part of the contract and the terms and conditions contained in the contract documents shall govern performance and payments.

RETURN WITH BID

3. **ASSURANCE OF EXAMINATION AND INSPECTION/WAIVER.** The undersigned further declares that he/she has carefully examined the proposal, plans, specifications, form of contract and contract bond, and special provisions, and that he/she has inspected in detail the site of the proposed work, and that he/she has familiarized themselves with all of the local conditions affecting the contract and the detailed requirements of construction, and understands that in making this proposal he/she waives all right to plead any misunderstanding regarding the same.

4. **EXECUTION OF CONTRACT AND CONTRACT BOND.** The undersigned further agrees to execute a contract for this work and present the same to the department within fifteen (15) days after the contract has been mailed to him/her. The undersigned further agrees that he/she and his/her surety will execute and present within fifteen (15) days after the contract has been mailed to him/her contract bond satisfactory to and in the form prescribed by the Department of Transportation, in the penal sum of the full amount of the contract, guaranteeing the faithful performance of the work in accordance with the terms of the contract.

5. **PROPOSAL GUARANTY.** Accompanying this proposal is either a bid bond on the department form, executed by a corporate surety company satisfactory to the department, or a proposal guaranty check consisting of a bank cashier's check or a properly certified check for not less than 5 per cent of the amount bid or for the amount specified in the following schedule:

<u>Amount of Bid</u>		<u>Proposal Guaranty</u>	<u>Amount of Bid</u>		<u>Proposal Guaranty</u>	
Up to	\$5,000	\$150	\$2,000,000	to	\$3,000,000	\$100,000
\$5,000	to \$10,000	\$300	\$3,000,000	to	\$5,000,000	\$150,000
\$10,000	to \$50,000	\$1,000	\$5,000,000	to	\$7,500,000	\$250,000
\$50,000	to \$100,000	\$3,000	\$7,500,000	to	\$10,000,000	\$400,000
\$100,000	to \$150,000	\$5,000	\$10,000,000	to	\$15,000,000	\$500,000
\$150,000	to \$250,000	\$7,500	\$15,000,000	to	\$20,000,000	\$600,000
\$250,000	to \$500,000	\$12,500	\$20,000,000	to	\$25,000,000	\$700,000
\$500,000	to \$1,000,000	\$25,000	\$25,000,000	to	\$30,000,000	\$800,000
\$1,000,000	to \$1,500,000	\$50,000	\$30,000,000	to	\$35,000,000	\$900,000
\$1,500,000	to \$2,000,000	\$75,000	over		\$35,000,000	\$1,000,000

Bank cashier's checks or properly certified checks accompanying proposals shall be made payable to the Treasurer, State of Illinois, when the state is awarding authority; the county treasurer, when a county is the awarding authority; or the city, village, or town treasurer, when a city, village, or town is the awarding authority.

If a combination bid is submitted, the proposal guaranties which accompany the individual proposals making up the combination will be considered as also covering the combination bid.

The amount of the proposal guaranty check is _____ \$(_____). If this proposal is accepted and the undersigned shall fail to execute a contract bond as required herein, it is hereby agreed that the amount of the proposal guaranty shall become the property of the State of Illinois, and shall be considered as payment of damages due to delay and other causes suffered by the State because of the failure to execute said contract and contract bond; otherwise, the bid bond shall become void or the proposal guaranty check shall be returned to the undersigned.

Attach Cashier's Check or Certified Check Here

In the event that one proposal guaranty check is intended to cover two or more proposals, the amount must be equal to the sum of the proposal guaranties which would be required for each individual proposal. If the guaranty check is placed in another proposal, state below where it may be found.

The proposal guaranty check will be found in the proposal for:

Item _____

Section No. _____

County _____

Mark the proposal cover sheet as to the type of proposal guaranty submitted.

BD 354 (Rev. 11/2001)

RETURN WITH BID

6. **COMBINATION BIDS.** The undersigned further agrees that if awarded the contract for the sections contained in the following combination, he/she will perform the work in accordance with the requirements of each individual proposal comprising the combination bid specified in the schedule below, and that the combination bid shall be prorated against each section in proportion to the bid submitted for the same. If an error is found to exist in the gross sum bid for one or more of the individual sections included in a combination, the combination bid shall be corrected as provided in the specifications.

When a combination bid is submitted, the schedule below must be completed in each proposal comprising the combination.

If alternate bids are submitted for one or more of the sections comprising the combination, a combination bid must be submitted for each alternate.

Schedule of Combination Bids

Combination No.	Sections Included in Combination	Combination Bid	
		Dollars	Cents

7. **SCHEDULE OF PRICES.** The undersigned bidder submits herewith, in accordance with the rules and instructions, a schedule of prices for the items of work for which bids are sought. The unit prices bid are in U.S. dollars and cents, and all extensions and summations have been made. The bidder understands that the quantities appearing in the bid schedule are approximate and are provided for the purpose of obtaining a gross sum for the comparison of bids. If there is an error in the extension of the unit prices, the unit prices shall govern. Payment to the contractor awarded the contract will be made only for actual quantities of work performed and accepted or materials furnished according to the contract. The scheduled quantities of work to be done and materials to be furnished may be increased, decreased or omitted as provided elsewhere in the contract.
8. **CERTIFICATE OF AUTHORITY.** The undersigned bidder, if a business organized under the laws of another State, assures the Department that it will furnish a copy of its certificate of authority to do business in the State of Illinois with the return of the executed contract and bond. Failure to furnish the certificate within the time provided for execution of an awarded contract may be cause for cancellation of the award and forfeiture of the proposal guaranty to the State.

COUNTY NAME LAKE	CODE 097	DIST 01	SECTION NUMBER 02-00025-00-BR	(LAKE BLUFF)	PROJECT NUMBER BRM-8003/182/000	ROUTE FAU 2758
---------------------	-------------	------------	----------------------------------	--------------	------------------------------------	-------------------

ITEM NUMBER	PAY ITEM DESCRIPTION	UNIT OF MEASURE	QUANTITY	UNIT PRICE		TOTAL PRICE	
				DOLLARS	CENTS	DOLLARS	CTS
A2006416	T-QUERCUS ALBA 2	EACH	3.000 X			=	
A2007116	T-QUERCUS RUBRA 2	EACH	3.000 X			=	
XX001429	FORM LINER TEX SURF	SQ YD	123.000 X			=	
XX004647	ARCHITECTURAL CONC	CU YD	9.700 X			=	
XX005713	ORNAMENTAL RAILING	FOOT	230.000 X			=	
XX006223	PERIMTR EROS BARR MOD	FT	657.000 X			=	
XX006224	COAT SYSTEM FOR CONC	SQ FT	4,000.000 X			=	
XX006225	CONC STRUCT SPL	CU YD	161.600 X			=	
X0323202	SAN SEW, DUCT IRN, 16	FOOT	31.000 X			=	
X0323204	SAN SEW, DUCT IRN, 20	FOOT	175.000 X			=	
X0323830	DRAINAGE SCUPPR DS-11	EACH	4.000 X			=	
X0504200	CONCRETE HEADWALL	EACH	2.000 X			=	
X4066414	BC SC SUPER "C" N50	TON	38.000 X			=	
X4066614	BCBC SUP IL-19.0 N50	TON	48.000 X			=	
Z0002600	BAR SPLICERS	EACH	80.000 X			=	

ITEM NUMBER	PAY ITEM DESCRIPTION	UNIT OF MEASURE	QUANTITY	UNIT PRICE		TOTAL PRICE	
				DOLLARS	CENTS	DOLLARS	CTS
Z0008236	DRIL SHAFT/SOIL 36	FOOT	322.000 X				
Z0076600	TRAINEES	HOUR	500.000 X	0.80		400.00	
20100110	TREE REMOV 6-15	UNIT	73.000 X				
20100210	TREE REMOV OVER 15	UNIT	42.000 X				
20101100	TREE TRUNK PROTECTION	EACH	9.000 X				
20200100	EARTH EXCAVATION	CU YD	712.000 X				
20700220	POROUS GRAN EMBANK	CU YD	351.000 X				
20800150	TRENCH BACKFILL	CU YD	378.000 X				
21101615	TOPSOIL F & P 4	SQ YD	325.000 X				
25000400	NITROGEN FERT NUTR	POUND	7.000 X				
25000500	PHOSPHORUS FERT NUTR	POUND	7.000 X				
25000600	POTASSIUM FERT NUTR	POUND	7.000 X				
25001100	SEEDING CL 3 SPL	ACRE	0.100 X				
25100630	EROSION CONTR BLANKET	SQ YD	243.000 X				
25200110	SODDING SALT TOLERANT	SQ YD	82.000 X				

FAU 2758
02-00025-00-BR
LAKE

(LAKE BLUFF)

ILLINOIS DEPARTMENT OF TRANSPORTATION
SCHEDULE OF PRICES
CONTRACT NUMBER - 83790

ECMS002 DTGECM03 ECMR003 PAGE 3
RUN DATE - 07/27/05
RUN TIME - 183228

ITEM NUMBER	PAY ITEM DESCRIPTION	UNIT OF MEASURE	QUANTITY	UNIT PRICE		TOTAL PRICE	
				DOLLARS	CENTS	DOLLARS	CTS
28100105	STONE RIPRAP CL A3	SQ YD	410.000 X			=	
28100109	STONE RIPRAP CL A5	SQ YD	542.000 X			=	
28200200	FILTER FABRIC	SQ YD	952.000 X			=	
31101200	SUB GRAN MAT B 4	SQ YD	52.000 X			=	
40400705	AGGREGATE SPECIAL	TON	4.000 X			=	
40600200	BIT MATLS PR CT	TON	0.200 X			=	
40800040	INCIDENTAL BIT SURF	TON	2.000 X			=	
42001400	BR APPROACH PAVT SPL	SQ YD	202.000 X			=	
42001430	BR APPR PVT CON (FLX)	SQ YD	43.000 X			=	
42300300	PCC DRIVEWAY PAVT 7	SQ YD	20.000 X			=	
42400200	PC CONC SIDEWALK 5	SQ FT	107.000 X			=	
44000011	BIT SURF REM 4	SQ YD	329.000 X			=	
44000100	PAVEMENT REM	SQ YD	187.000 X			=	
44000500	COMB CURB GUTTER REM	FOOT	176.000 X			=	
44000600	SIDEWALK REM	SQ FT	429.000 X			=	

FAU 2758
02-00025-00-BR
LAKE

(LAKE BLUFF)

ILLINOIS DEPARTMENT OF TRANSPORTATION
SCHEDULE OF PRICES
CONTRACT NUMBER - 83790

ECMS002 DTGECM03 ECMR003 PAGE 4
RUN DATE - 07/27/05
RUN TIME - 183228

ITEM NUMBER	PAY ITEM DESCRIPTION	UNIT OF MEASURE	QUANTITY	UNIT PRICE		TOTAL PRICE	
				DOLLARS	CENTS	DOLLARS	CTS
44200120	PAVT PATCH T2 10	SQ YD	70.000 X		=		
50100100	REM EXIST STRUCT	EACH	1.000 X		=		
50104400	CONC HDWL REM	EACH	2.000 X		=		
50200100	STRUCTURE EXCAVATION	CU YD	384.000 X		=		
50300100	FLOOR DRAINS	EACH	6.000 X		=		
50300255	CONC SUP-STR	CU YD	195.100 X		=		
50300260	BR DECK GROOVING	SQ YD	300.000 X		=		
50300300	PROTECTIVE COAT	SQ YD	810.000 X		=		
50300310	ELAST BEARING ASSY T1	EACH	12.000 X		=		
50400805	F & E P CON I-BM 36	FOOT	662.000 X		=		
50500405	F & E STRUCT STEEL	POUND	551.000 X		=		
50800105	REINFORCEMENT BARS	POUND	15,140.000 X		=		
50800205	REINF BARS, EPOXY CTD	POUND	60,690.000 X		=		
51500100	NAME PLATES	EACH	1.000 X		=		
550A0340	STORM SEW CL A 2 12	FOOT	114.000 X		=		

FAU 2758
02-00025-00-BR
LAKE

(LAKE BLUFF)

ILLINOIS DEPARTMENT OF TRANSPORTATION
SCHEDULE OF PRICES
CONTRACT NUMBER - 83790

ECMS002 DTGECM03 ECMR003 PAGE 5
RUN DATE - 07/27/05
RUN TIME - 183228

ITEM NUMBER	PAY ITEM DESCRIPTION	UNIT OF MEASURE	QUANTITY	UNIT PRICE		TOTAL PRICE	
				DOLLARS	CENTS	DOLLARS	CTS
550A0380	STORM SEW CL A 2 18	FOOT	65.000 X	=			
59100100	GEOCOMPOSITE WALL DR	SQ YD	71.000 X	=			
60100060	CONC HDWL FOR P DRAIN	EACH	2.000 X	=			
60102005	PIPE DRAINS 12 SPL	FOOT	150.000 X	=			
60108200	PIPE UNDERDRAIN 6 SP	FOOT	30.000 X	=			
60201105	CB TA 4 DIA T1F&G	EACH	4.000 X	=			
60207605	CB TC T8G	EACH	1.000 X	=			
60218400	MAN TA 4 DIA T1F CL	EACH	2.000 X	=			
60221000	MAN TA 5 DIA T1F OL	EACH	1.000 X	=			
60228110	MAN SAN 4 DIA T1F CL	EACH	1.000 X	=			
60228120	MAN SAN 5 DIA T1F CL	EACH	2.000 X	=			
60500040	REMOV MANHOLES	EACH	2.000 X	=			
60500050	REMOV CATCH BAS	EACH	4.000 X	=			
60603800	COMB CC&G TB6.12	FOOT	166.000 X	=			
67000400	ENGR FIELD OFFICE A	CAL MO	7.000 X	=			

ITEM NUMBER	PAY ITEM DESCRIPTION	UNIT OF MEASURE	QUANTITY	UNIT PRICE		TOTAL PRICE	
				DOLLARS	CENTS	DOLLARS	CTS
67100100	MOBILIZATION	L SUM	1.000 X	=	=	=	=
70101800	TRAF CONT & PROT SPL	L SUM	1.000 X	=	=	=	=
72000100	SIGN PANEL T1	SQ FT	16.000 X	=	=	=	=
72400310	REMOV SIGN PANEL T1	SQ FT	9.000 X	=	=	=	=
72900100	METAL POST TY A	FOOT	50.000 X	=	=	=	=
78005110	EPOXY PVT MK LINE 4	FOOT	375.000 X	=	=	=	=
78005130	EPOXY PVT MK LINE 6	FOOT	322.000 X	=	=	=	=
78005180	EPOXY PVT MK LINE 24	FOOT	63.000 X	=	=	=	=
78100100	RAISED REFL PAVT MKR	EACH	4.000 X	=	=	=	=
78100105	RAISED REF PVT MKR BR	EACH	6.000 X	=	=	=	=

TOTAL \$

- NOTE:
1. EACH PAY ITEM SHOULD HAVE A UNIT PRICE AND A TOTAL PRICE.
 2. THE UNIT PRICE SHALL GOVERN IF NO TOTAL PRICE IS SHOWN OR IF THERE IS A DISCREPANCY BETWEEN THE PRODUCT OF THE UNIT PRICE MULTIPLIED BY THE QUANTITY.
 3. IF A UNIT PRICE IS OMITTED, THE TOTAL PRICE WILL BE DIVIDED BY THE QUANTITY IN ORDER TO ESTABLISH A UNIT PRICE.
 4. A BID MAY BE DECLARED UNACCEPTABLE IF NEITHER A UNIT PRICE NOR A TOTAL PRICE IS SHOWN.

RETURN WITH BID

STATE REQUIRED ETHICAL STANDARDS GOVERNING CONTRACT PROCUREMENT: ASSURANCES, CERTIFICATIONS AND DISCLOSURES

I. GENERAL

A. Article 50 of the Illinois Procurement Code establishes the duty of all State chief procurement officers, State purchasing officers, and their designees to maximize the value of the expenditure of public moneys in procuring goods, services, and contracts for the State of Illinois and to act in a manner that maintains the integrity and public trust of State government. In discharging this duty, they are charged by law to use all available information, reasonable efforts, and reasonable actions to protect, safeguard, and maintain the procurement process of the State of Illinois.

B. In order to comply with the provisions of Article 50 and to carry out the duty established therein, all bidders are to adhere to ethical standards established for the procurement process, and to make such assurances, disclosures and certifications required by law. By execution of the Proposal Signature Sheet, the bidder indicates that each of the mandated assurances has been read and understood, that each certification is made and understood, and that each disclosure requirement has been understood and completed.

C. In addition to all other remedies provided by law, failure to comply with any assurance, failure to make any disclosure or the making of a false certification shall be grounds for termination of the contract and the suspension or debarment of the bidder.

II. ASSURANCES

A. The assurances hereinafter made by the bidder are each a material representation of fact upon which reliance is placed should the Department enter into the contract with the bidder. The Department may terminate the contract if it is later determined that the bidder rendered a false or erroneous assurance, and the surety providing the performance bond shall be responsible for the completion of the contract.

B. Felons

1. The Illinois Procurement Code provides:

Section 50-10. Felons. Unless otherwise provided, no person or business convicted of a felony shall do business with the State of Illinois or any state agency from the date of conviction until 5 years after the date of completion of the sentence for that felony, unless no person held responsible by a prosecutorial office for the facts upon which the conviction was based continues to have any involvement with the business.

2. The bidder assures the Department that the award and execution of the contract would not cause a violation of Section 50-10.

C. Conflicts of Interest

1. The Illinois Procurement Code provides in pertinent part:

Section 50-13. Conflicts of Interest.

(a) Prohibition. It is unlawful for any person holding an elective office in this State, holding a seat in the General Assembly, or appointed to or employed in any of the offices or agencies of state government and who receives compensation for such employment in excess of 60% of the salary of the Governor of the State of Illinois, or who is an officer or employee of the Capital Development Board or the Illinois Toll Highway Authority, or who is the spouse or minor child of any such person to have or acquire any contract, or any direct pecuniary interest in any contract therein, whether for stationery, printing, paper, or any services, materials, or supplies, that will be wholly or partially satisfied by the payment of funds appropriated by the General Assembly of the State of Illinois or in any contract of the Capital Development Board or the Illinois Toll Highway authority.

(b) Interests. It is unlawful for any firm, partnership, association or corporation, in which any person listed in subsection (a) is entitled to receive (i) more than 7 1/2% of the total distributable income or (ii) an amount in excess of the salary of the Governor, to have or acquire any such contract or direct pecuniary interest therein.

(c) Combined interests. It is unlawful for any firm, partnership, association, or corporation, in which any person listed in subsection (a) together with his or her spouse or minor children is entitled to receive (i) more than 15%, in the aggregate, of the total distributable income or (ii) an amount in excess of 2 times the salary of the Governor, to have or acquire any such contract or direct pecuniary interest therein.

(d) Securities. Nothing in this Section invalidates the provisions of any bond or other security previously offered or to be offered for sale or sold by or for the State of Illinois.

(e) Prior interests. This Section does not affect the validity of any contract made between the State and an officer or employee of the State or member of the General Assembly, his or her spouse, minor child or any combination of those persons if that contract was in existence before his or her election or employment as an officer, member, or employee. The contract is voidable, however, if it cannot be completed within 365 days after the officer, member, or employee takes office or is employed.

The current salary of the Governor is \$150,700.00. Sixty percent of the salary is \$90,420.00.

RETURN WITH BID

2. The bidder assures the Department that the award and execution of the contract would not cause a violation of Section 50-13, or that an effective exemption has been issued by the Board of Ethics to any individual subject to the Section 50-13 prohibitions pursuant to the provisions of Section 50-20 of the Code and Executive Order Number 3 (1998). Information concerning the exemption process is available from the Department upon request.

D. Negotiations

1. The Illinois Procurement Code provides in pertinent part:

Section 50-15. Negotiations.

(a) It is unlawful for any person employed in or on a continual contractual relationship with any of the offices or agencies of State government to participate in contract negotiations on behalf of that office or agency with any firm, partnership, association, or corporation with whom that person has a contract for future employment or is negotiating concerning possible future employment.

2. The bidder assures the Department that the award and execution of the contract would not cause a violation of Section 50-15, and that the bidder has no knowledge of any facts relevant to the kinds of acts prohibited therein.

E. Inducements

1. The Illinois Procurement Code provides:

Section 50-25. Inducement. Any person who offers or pays any money or other valuable thing to any person to induce him or her not to bid for a State contract or as recompense for not having bid on a State contract is guilty of a Class 4 felony. Any person who accepts any money or other valuable thing for not bidding for a State contract or who withholds a bid in consideration of the promise for the payment of money or other valuable thing is guilty of a Class 4 felony.

2. The bidder assures the Department that the award and execution of the contract would not cause a violation of Section 50-25, and that the bidder has no knowledge of any facts relevant to the kinds of acts prohibited therein.

F. Revolving Door Prohibition

1. The Illinois Procurement Code provides:

Section 50-30. Revolving door prohibition. Chief procurement officers, associate procurement officers, State purchasing officers, their designees whose principal duties are directly related to State procurement, and executive officers confirmed by the Senate are expressly prohibited for a period of 2 years after terminating an affected position from engaging in any procurement activity relating to the State agency most recently employing them in an affected position for a period of at least 6 months. The prohibition includes, but is not limited to: lobbying the procurement process; specifying; bidding; proposing bid, proposal, or contract documents; on their own behalf or on behalf of any firm, partnership, association, or corporation. This Section applies only to persons who terminate an affected position on or after January 15, 1999.

2. The bidder assures the Department that the award and execution of the contract would not cause a violation of Section 50-30, and that the bidder has no knowledge of any facts relevant to the kinds of acts prohibited therein.

G. Reporting Anticompetitive Practices

1. The Illinois Procurement Code provides:

Section 50-40. Reporting anticompetitive practices. When, for any reason, any vendor, bidder, contractor, chief procurement officer, State purchasing officer, designee, elected official, or State employee suspects collusion or other anticompetitive practice among any bidders, offerors, contractors, proposers, or employees of the State, a notice of the relevant facts shall be transmitted to the Attorney General and the chief procurement officer.

2. The bidder assures the Department that it has not failed to report any relevant facts concerning the practices addressed in Section 50-40 which may involve the contract for which the bid is submitted.

H. Confidentiality

1. The Illinois Procurement Code provides:

Section 50-45. Confidentiality. Any chief procurement officer, State purchasing officer, designee, or executive officer who willfully uses or allows the use of specifications, competitive bid documents, proprietary competitive information, proposals, contracts, or selection information to compromise the fairness or integrity of the procurement, bidding, or contract process shall be subject to immediate dismissal, regardless of the Personnel code, any contract, or any collective bargaining agreement, and may in addition be subject to criminal prosecution.

2. The bidder assures the Department that it has no knowledge of any fact relevant to the practices addressed in Section 50-45 which may involve the contract for which the bid is submitted.

RETURN WITH BID

I. Insider Information

1. The Illinois Procurement Act provides:

Section 50-50. Insider information. It is unlawful for any current or former elected or appointed State official or State employee to knowingly use confidential information available only by virtue of that office or employment for actual or anticipated gain for themselves or another person.

2. The bidder assures the Department that it has no knowledge of any facts relevant to the practices addressed in Section 50-50 which may involve the contract for which the bid is submitted.

III. CERTIFICATIONS

A. The certifications hereinafter made by the bidder are each a material representation of fact upon which reliance is placed should the Department enter into the contract with the bidder. The Department may terminate the contract if it is later determined that the bidder rendered a false or erroneous certification, and the surety providing the performance bond shall be responsible for completion of the contract.

B. Bribery

1. The Illinois Procurement Code provides:

Section 50-5. Bribery.

(a) Prohibition. No person or business shall be awarded a contract or subcontract under this Code who:

(1) has been convicted under the laws of Illinois or any other state of bribery or attempting to bribe an officer or employee of the State of Illinois or any other state in that officer's or employee's official capacity; or

(2) has made an admission of guilt of that conduct that is a matter of record but has not been prosecuted for that conduct.

(b) Businesses. No business shall be barred from contracting with any unit of State or local government as a result of a conviction under this Section of any employee or agent of the business if the employee or agent is no longer employed by the business and:

(1) the business has been finally adjudicated not guilty; or

(2) the business demonstrates to the governmental entity with which it seeks to contract, and that entity finds that the commission of the offense was not authorized, requested, commanded, or performed by a director, officer, or high managerial agent on behalf of the business as provided in paragraph (2) of subsection (a) of Section 5-4 of the Criminal Code of 1961.

(c) Conduct on behalf of business. For purposes of this Section, when an official, agent, or employee of a business committed the bribery or attempted bribery on behalf of the business and in accordance with the direction or authorization of a responsible official of the business, the business shall be chargeable with the conduct.

(d) Certification. Every bid submitted to and contract executed by the State shall contain a certification by the contractor that the contractor is not barred from being awarded a contract or subcontract under this Section. A contractor who makes a false statement, material to the certification, commits a Class 3 felony.

2. The bidder certifies that it is not barred from being awarded a contract under Section 50.5.

C. Educational Loan

1. Section 3 of the Educational Loan Default Act provides:

§ 3. No State agency shall contract with an individual for goods or services if that individual is in default, as defined in Section 2 of this Act, on an educational loan. Any contract used by any State agency shall include a statement certifying that the individual is not in default on an educational loan as provided in this Section.

2. The bidder, if an individual as opposed to a corporation, partnership or other form of business organization, certifies that the bidder is not in default on an educational loan as provided in Section 3 of the Act.

D. Bid-Rigging/Bid Rotating

1. Section 33E-11 of the Criminal Code of 1961 provides:

§ 33E-11. (a) Every bid submitted to and public contract executed pursuant to such bid by the State or a unit of local government shall contain a certification by the prime contractor that the prime contractor is not barred from contracting with any unit of State or local government as a result of a violation of either Section 33E-3 or 33E-4 of this Article. The State and units of local government shall provide the appropriate forms for such certification.

RETURN WITH BID

(b) A contractor who makes a false statement, material to the certification, commits a Class 3 felony.

A violation of Section 33E-3 would be represented by a conviction of the crime of bid-rigging which, in addition to Class 3 felony sentencing, provides that any person convicted of this offense or any similar offense of any state or the United States which contains the same elements as this offense shall be barred for 5 years from the date of conviction from contracting with any unit of State or local government. No corporation shall be barred from contracting with any unit of State or local government as a result of a conviction under this Section of any employee or agent of such corporation if the employee so convicted is no longer employed by the corporation and: (1) it has been finally adjudicated not guilty or (2) if it demonstrates to the governmental entity with which it seeks to contract and that entity finds that the commission of the offense was neither authorized, requested, commanded, nor performed by a director, officer or a high managerial agent in behalf of the corporation.

A violation of Section 33E-4 would be represented by a conviction of the crime of bid-rotating which, in addition to Class 2 felony sentencing, provides that any person convicted of this offense or any similar offense of any state or the United States which contains the same elements as this offense shall be permanently barred from contracting with any unit of State or local government. No corporation shall be barred from contracting with any unit of State or local government as a result of a conviction under this Section of any employee or agent of such corporation if the employee so convicted is no longer employed by the corporation and: (1) it has been finally adjudicated not guilty or (2) if it demonstrates to the governmental entity with which it seeks to contract and that entity finds that the commission of the offense was neither authorized, requested, commanded, nor performed by a director, officer or a high managerial agent in behalf of the corporation.

2. The bidder certifies that it is not barred from contracting with the Department by reason of a violation of either Section 33E-3 or Section 33E-4.

E. International Anti-Boycott

1. Section 5 of the International Anti-Boycott Certification Act provides:

§ 5. State contracts. Every contract entered into by the State of Illinois for the manufacture, furnishing, or purchasing of supplies, material, or equipment or for the furnishing of work, labor, or services, in an amount exceeding the threshold for small purchases according to the purchasing laws of this State or \$10,000.00, whichever is less, shall contain certification, as a material condition of the contract, by which the contractor agrees that neither the contractor nor any substantially-owned affiliated company is participating or shall participate in an international boycott in violation of the provisions of the U.S. Export Administration Act of 1979 or the regulations of the U.S. Department of Commerce promulgated under that Act.

2. The bidder makes the certification set forth in Section 5 of the Act.

F. Drug Free Workplace

1. The Illinois "Drug Free Workplace Act" applies to this contract and it is necessary to comply with the provisions of the "Act" if the contractor is a corporation, partnership, or other entity (including a sole proprietorship) which has 25 or more employees.

2. The bidder certifies that if awarded a contract in excess of \$5,000 it will provide a drug free workplace by:

(a) Publishing a statement notifying employees that the unlawful manufacture, distribution, dispensation, possession or use of a controlled substance, including cannabis, is prohibited in the contractor's workplace; specifying the actions that will be taken against employees for violations of such prohibition; and notifying the employee that, as a condition of employment on such contract, the employee shall abide by the terms of the statement, and notify the employer of any criminal drug statute conviction for a violation occurring in the workplace no later than five (5) days after such conviction.

(b) Establishing a drug free awareness program to inform employees about the dangers of drug abuse in the workplace; the contractor's policy of maintaining a drug free workplace; any available drug counseling, rehabilitation, and employee assistance programs; and the penalties that may be imposed upon employees for drug violations.

(c) Providing a copy of the statement required by subparagraph (1) to each employee engaged in the performance of the contract and to post the statement in a prominent place in the workplace.

(d) Notifying the Department within ten (10) days after receiving notice from an employee or otherwise receiving actual notice of the conviction of an employee for a violation of any criminal drug statute occurring in the workplace.

(e) Imposing or requiring, within 30 days after receiving notice from an employee of a conviction or actual notice of such a conviction, an appropriate personnel action, up to and including termination, or the satisfactory participation in a drug abuse assistance or rehabilitation program approved by a federal, state or local health, law enforcement or other appropriate agency.

(f) Assisting employees in selecting a course of action in the event drug counseling, treatment, and rehabilitation is required and indicating that a trained referral team is in place.

(g) Making a good faith effort to continue to maintain a drug free workplace through implementation of the actions and efforts stated in this certification.

G. Debt Delinquency

1. The Illinois Procurement Code provides:

Section 50-11 and 50-12. Debt Delinquency.

The contractor or bidder certifies that it, or any affiliate, is not barred from being awarded a contract under 30 ILCS 500. Section 50-11 prohibits a person from entering into a contract with a State agency if it knows or should know that it, or any affiliate, is delinquent in the payment of any debt to the State as defined by the Debt Collection Board. Section 50-12 prohibits a person from entering into a contract with a State agency if it, or any affiliate, has failed to collect and remit Illinois Use Tax on all sales of tangible personal property into the State of Illinois in accordance with the provisions of the Illinois Use Tax Act. The contractor further acknowledges that the contracting State agency may declare the contract void if this certification is false or if the contractor, or any affiliate, is determined to be delinquent in the payment of any debt to the State during the term of the contract.

H. Sarbanes-Oxley Act of 2002

1. The Illinois Procurement Code provides:

Section 50-60(c).

The contractor certifies in accordance with 30 ILCS 500/50-10.5 that no officer, director, partner or other managerial agent of the contracting business has been convicted of a felony under the Sarbanes-Oxley Act of 2002 or a Class 3 or Class 2 felony under the Illinois Securities Law of 1953 for a period of five years prior to the date of the bid or contract. The contractor acknowledges that the contracting agency shall declare the contract void if this certification is false.

I. ADDENDA

The contractor or bidder certifies that all relevant addenda have been incorporated in to this contract. Failure to do so may cause the bid to be declared unacceptable.

J. Section 42 of the Environmental Protection Act

The contractor certifies in accordance with 30 ILCS 500/50-12 that the bidder or contractor is not barred from being awarded a contract under this Section which prohibits the bidding on or entering into contracts with the State of Illinois or a State agency by a person or business found by a court or the Pollution Control Board to have committed a willful or knowing violation of Section 42 of the Environmental Protection Act for a period of five years from the date of the order. The contractor acknowledges that the contracting agency may declare the contract void if this certification is false.

K. Apprenticeship and Training Certification (Does not apply to federal aid projects)

In accordance with the provisions of Section 30-22 (6) of the Illinois Procurement Code, the bidder certifies that it is a participant, either as an individual or as part of a group program, in the approved apprenticeship and training programs applicable to each type of work or craft that the bidder will perform with its own forces. The bidder further certifies for work that will be performed by subcontract that each of its subcontractors submitted for approval either (a) is, at the time of such bid, participating in an approved, applicable apprenticeship and training program; or (b) will, prior to commencement of performance of work pursuant to this contract, begin participation in an approved apprenticeship and training program applicable to the work of the subcontract. The Department, at any time before or after award, may require the production of a copy of each applicable Certificate of Registration issued by the United States Department of Labor evidencing such participation by the contractor and any or all of its subcontractors. Applicable apprenticeship and training programs are those that have been approved and registered with the United States Department of Labor. The bidder shall list in the space below, the official name of the program sponsor holding the Certificate of Registration for all of the types of work or crafts in which the bidder is a participant and that will be performed with the bidder's forces. Types of work or craft work that will be subcontracted shall be included and listed as subcontract work. The list shall also indicate any type of work or craft job category that does not have an applicable apprenticeship or training program. **The bidder is responsible for making a complete report and shall make certain that each type of work or craft job category that will be utilized on the project as reported on the Construction Employee Workforce Projection (Form BC-1256) and returned with the bid is accounted for and listed.**

NA - FEDERAL

The requirements of this certification and disclosure are a material part of the contract, and the contractor shall require this certification provision to be included in all approved subcontracts. In order to fulfill this requirement, it shall not be necessary that an applicable program sponsor be currently taking or that it will take applications for apprenticeship, training or employment during the performance of the work of this contract.

TO BE RETURNED WITH BID

IV. DISCLOSURES

A. The disclosures hereinafter made by the bidder are each a material representation of fact upon which reliance is placed should the Department enter into the contract with the bidder. The Department may terminate the contract if it is later determined that the bidder rendered a false or erroneous disclosure, and the surety providing the performance bond shall be responsible for completion of the contract.

B. Financial Interests and Conflicts of Interest

1. Section 50-35 of the Illinois Procurement Code provides that all bids of more than \$10,000 shall be accompanied by disclosure of the financial interests of the bidder. This disclosed information for the successful bidder, will be maintained as public information subject to release by request pursuant to the Freedom of Information Act.

The financial interests to be disclosed shall include ownership or distributive income share that is in excess of 5%, or an amount greater than 60% of the annual salary of the Governor, of the bidding entity or its parent entity, whichever is less, unless the contractor or bidder is a publicly traded entity subject to Federal 10K reporting, in which case it may submit its 10K disclosure in place of the prescribed disclosure. If a bidder is a privately held entity that is exempt from Federal 10K reporting, but has more than 400 shareholders, it may submit the information that Federal 10K companies are required to report, and list the names of any person or entity holding any ownership share that is in excess of 5%. The disclosure shall include the names, addresses, and dollar or proportionate share of ownership of each person making the disclosure, their instrument of ownership or beneficial relationship, and notice of any potential conflict of interest resulting from the current ownership or beneficial interest of each person making the disclosure having any of the relationships identified in Section 50-35 and on the disclosure form.

In addition, all disclosures shall indicate any other current or pending contracts, proposals, leases, or other ongoing procurement relationships the bidding entity has with any other unit of state government and shall clearly identify the unit and the contract, proposal, lease, or other relationship.

2. Disclosure Forms. Disclosure Form A is attached for use concerning the individuals meeting the above ownership or distributive share requirements. Subject individuals should be covered each by one form. In addition, a second form (Disclosure Form B) provides for the disclosure of current or pending procurement relationships with other (non-IDOT) state agencies. **The forms must be included with each bid or incorporated by reference.**

C. Disclosure Form Instructions

Form A: For bidders that have previously submitted the information requested in Form A

The Department has retained the Form A disclosures submitted by all bidders responding to these requirements for the April 24, 1998 or any subsequent letting conducted by the Department. The bidder has the option of submitting the information again or the bidder may sign the following certification statement indicating that the information previously submitted by the bidder is, as of the date of signature, current and accurate. The Certification must be signed and dated by a person who is authorized to execute contracts for the bidding company. Before signing this certification, the bidder should carefully review its prior submissions to ensure the Certification is correct. If the Bidder signs the Certification, the Bidder should proceed to Form B instructions.

CERTIFICATION STATEMENT

I have determined that the Form A disclosure information previously submitted is current and accurate, and all forms are hereby incorporated by reference in this bid. Any necessary additional forms or amendments to previously submitted forms are attached to this bid.

(Bidding Company)

Name of Authorized Representative (type or print)

Title of Authorized Representative (type or print)

Signature of Authorized Representative

Date

Form A: For bidders who have NOT previously submitted the information requested in Form A

If the bidder is a publicly traded entity subject to Federal 10K reporting, the 10K Report may be submitted to meet the requirements of Form A. If a bidder is a privately held entity that is exempt from Federal 10K reporting, but has more than 400 shareholders, it may submit the information that Federal 10K companies are required to report, and list the names of any person or entity holding any ownership share that is in excess of 5%. If a bidder is not subject to Federal 10K reporting, the bidder must determine if any individuals are required by law to complete a financial disclosure form. To do this, the bidder should answer each of the following questions. A "YES" answer indicates Form A must be completed. If the answer to each of the following questions is "NO", then the NOT APPLICABLE STATEMENT on the second page of Form A must be signed and dated by a person that is authorized to execute contracts for the bidding company. Note: These questions are for assistance only and are not required to be completed.

1. Does anyone in your organization have a direct or beneficial ownership share of greater than 5% of the bidding entity or parent entity? YES ___ NO ___
2. Does anyone in your organization have a direct or beneficial ownership share of less than 5%, but which has a value greater than \$90,420.00? YES ___ NO ___
3. Does anyone in your organization receive more than \$90,420.00 of the bidding entity's or parent entity's distributive income? (Note: Distributive income is, for these purposes, any type of distribution of profits. An annual salary is not distributive income.) YES ___ NO ___
4. Does anyone in your organization receive greater than 5% of the bidding entity's or parent entity's total distributive income, but which is less than \$90,420.00? YES ___ NO ___
(Note: Only one set of forms needs to be completed per person per bid even if a specific individual would require a yes answer to more than one question.)

A "YES" answer to any of these questions requires the completion of Form A. The bidder must determine each individual in the bidding entity or the bidding entity's parent company that would cause the questions to be answered "Yes". Each form must be signed and dated by a person that is authorized to execute contracts for your organization. **Photocopied or stamped signatures are not acceptable.** The person signing can be, but does not have to be, the person for which the form is being completed. The bidder is responsible for the accuracy of any information provided.

If the answer to each of the above questions is "NO", then the NOT APPLICABLE STATEMENT on page 2 of Form A must be signed and dated by a person that is authorized to execute contracts for your company.

Form B: Identifying Other Contracts & Procurement Related Information Disclosure Form B must be completed for each bid submitted by the bidding entity. It must be signed by an individual who is authorized to execute contracts for the bidding entity. *Note: Signing the NOT APPLICABLE STATEMENT on Form A does not allow the bidder to ignore Form B. Form B must be completed, signed and dated or the bidder may be considered nonresponsive and the bid will not be accepted.*

The Bidder shall identify, by checking Yes or No on Form B, whether it has any pending contracts (including leases), bids, proposals, or other ongoing procurement relationship with any other (non-IDOT) State of Illinois agency. If "No" is checked, the bidder only needs to complete the signature box on the bottom of Form B. If "Yes" is checked, the bidder must do one of the following:

Option I: If the bidder did not submit an Affidavit of Availability to obtain authorization to bid, the bidder must list all non-IDOT State of Illinois agency pending contracts, leases, bids, proposals, and other ongoing procurement relationships. These items may be listed on Form B or on an attached sheet(s). Do not include IDOT contracts. Contracts with cities, counties, villages, etc. are not considered State of Illinois agency contracts and are not to be included. Contracts with other State of Illinois agencies such as the Department of Natural Resources or the Capital Development Board must be included. Bidders who submit Affidavits of Availability are suggested to use Option II.

Option II: If the bidder is required and has submitted an Affidavit of Availability in order to obtain authorization to bid, the bidder may write or type "See Affidavit of Availability" which indicates that the Affidavit of Availability is incorporated by reference and includes all non-IDOT State of Illinois agency pending contracts, leases, bids, proposals, and other ongoing procurement relationships. For any contracts that are not covered by the Affidavit of Availability, the bidder must identify them on Form B or on an attached sheet(s). These might be such things as leases.

D. Bidders Submitting More Than One Bid

Bidders submitting multiple bids may submit one set of forms consisting of all required Form A disclosures and one Form B for use with all bids. Please indicate in the space provided below the bid item that contains the original disclosure forms and the bid items which incorporate the forms by reference.

- The bid submitted for letting item _____ contains the Form A disclosures or Certification Statement and the Form B disclosures. The following letting items incorporate the said forms by reference:

RETURN WITH BID/OFFER

ILLINOIS DEPARTMENT OF TRANSPORTATION

Form A Financial Information & Potential Conflicts of Interest Disclosure

Contractor Name, Legal Address, City, State, Zip, Telephone Number, Email Address, Fax Number (if available)

Disclosure of the information contained in this Form is required by the Section 50-35 of the Illinois Procurement Code (30 ILCS 500). Vendors desiring to enter into a contract with the State of Illinois must disclose the financial information and potential conflict of interest information as specified in this Disclosure Form. This information shall become part of the publicly available contract file. This Form A must be completed for bids in excess of \$10,000, and for all open-ended contracts. A publicly traded company may submit a 10K disclosure (or equivalent if applicable) in satisfaction of the requirements set forth in Form A. See Disclosure Form Instructions.

DISCLOSURE OF FINANCIAL INFORMATION

1. Disclosure of Financial Information. The individual named below has an interest in the BIDDER (or its parent) in terms of ownership or distributive income share in excess of 5%, or an interest which has a value of more than \$90,420.00 (60% of the Governor's salary as of 7/1/01). (Make copies of this form as necessary and attach a separate Disclosure Form A for each individual meeting these requirements)

FOR INDIVIDUAL (type or print information)

NAME:

ADDRESS

Type of ownership/distributable income share:

stock sole proprietorship Partnership other: (explain on separate sheet): % or \$ value of ownership/distributable income share:

2. Disclosure of Potential Conflicts of Interest. Check "Yes" or "No" to indicate which, if any, of the following potential conflict of interest relationships apply. If the answer to any question is "Yes", please attach additional pages and describe.

(a) State employment, currently or in the previous 3 years, including contractual employment of services.

Yes ___ No ___

If your answer is yes, please answer each of the following questions.

- 1. Are you currently an officer or employee of either the Capitol Development Board or the Illinois Toll Highway Authority? Yes ___ No ___
2. Are you currently appointed to or employed by any agency of the State of Illinois? If you are currently appointed to or employed by any agency of the State of Illinois, and your annual salary exceeds \$90,420.00, (60% of the Governor's salary as of 7/1/01) provide the name the State agency for which you are employed and your annual salary.

RETURN WITH BID/OFFER

- 3. If you are currently appointed to or employed by any agency of the State of Illinois, and your annual salary exceeds \$90,420.00, (60% of the Governor's salary as of 7/1/01) are you entitled to receive (i) more than 7 1/2% of the total distributable income of your firm, partnership, association or corporation, or (ii) an amount in excess of the salary of the Governor? Yes ___ No ___

- 4. If you are currently appointed to or employed by any agency of the State of Illinois, and your annual salary exceeds \$90,420.00, (60% of the Governor's salary as of 7/1/01) are you and your spouse or minor children entitled to receive (i) more than 15% in aggregate of the total distributable income of your firm, partnership, association or corporation, or (ii) an amount in excess of 2 times the salary of the Governor? Yes ___ No ___

(b) State employment of spouse, father, mother, son, or daughter, including contractual employment for services in the previous 2 years.

Yes ___ No ___

If your answer is yes, please answer each of the following questions.

- 1. Is your spouse or any minor children currently an officer or employee of the Capitol Development Board or the Illinois Toll Highway Authority? Yes ___ No ___

- 2. Is your spouse or any minor children currently appointed to or employed by any agency of the State of Illinois? If your spouse or minor children is/are currently appointed to or employed by any agency of the State of Illinois, and his/her annual salary exceeds \$90,420.00, (60% of the Governor's salary as of 7/1/01) provide the name of the spouse and/or minor children, the name of the State agency for which he/she is employed and his/her annual salary. _____

3. If your spouse or any minor children is/are currently appointed to or employed by any agency of the State of Illinois, and his/her annual salary exceeds \$90,420.00, (60% of the salary of the Governor as of 7/1/01) are you entitled to receive (i) more than 7 1/2% of the total distributable income of your firm, partnership, association or corporation, or (ii) an amount in excess of the salary of the Governor? Yes ___ No ___

4. If your spouse or any minor children are currently appointed to or employed by any agency of the State of Illinois, and his/her annual salary exceeds \$90,420.00, (60% of the Governor's salary as of 7/1/01) are you and your spouse or any minor children entitled to receive (i) more than 15% in the aggregate of the total distributable income from your firm, partnership, association or corporation, or (ii) an amount in excess of 2 times the salary of the Governor? Yes ___ No ___

(c) Elective status; the holding of elective office of the State of Illinois, the government of the United States, any unit of local government authorized by the Constitution of the State of Illinois or the statutes of the State of Illinois currently or in the previous 3 years. Yes ___ No ___

(d) Relationship to anyone holding elective office currently or in the previous 2 years; spouse, father, mother, son, or daughter. Yes ___ No ___

(e) Appointive office; the holding of any appointive government office of the State of Illinois, the United State of America, or any unit of local government authorized by the Constitution of the State of Illinois or the statutes of the State of Illinois, which office entitles the holder to compensation in excess of the expenses incurred in the discharge of that office currently or in the previous 3 years. Yes ___ No ___

(f) Relationship to anyone holding appointive office currently or in the previous 2 years; spouse, father, mother, son, or daughter. Yes ___ No ___

(g) Employment, currently or in the previous 3 years, as or by any registered lobbyist of the State government. Yes ___ No ___

RETURN WITH BID/OFFER

(h) Relationship to anyone who is or was a registered lobbyist in the previous 2 years; spouse, father, mother, son, or daughter. Yes ___ No ___

(i) Compensated employment, currently or in the previous 3 years, by any registered election or reelection committee registered with the Secretary of State or any county clerk of the State of Illinois, or any political action committee registered with either the Secretary of State or the Federal Board of Elections. Yes ___ No ___

(j) Relationship to anyone; spouse, father, mother, son, or daughter; who was a compensated employee in the last 2 years by any registered election or re-election committee registered with the Secretary of State or any county clerk of the State of Illinois, or any political action committee registered with either the Secretary of State or the Federal Board of Elections. Yes ___ No ___

APPLICABLE STATEMENT

This Disclosure Form A is submitted on behalf of the INDIVIDUAL named on previous page.

Completed by: _____
Name of Authorized Representative (type or print)

Completed by: _____
Title of Authorized Representative (type or print)

Completed by: _____ Date _____
Signature of Individual or Authorized Representative

NOT APPLICABLE STATEMENT

I have determined that no individuals associated with this organization meet the criteria that would require the completion of this Form A.

This Disclosure Form A is submitted on behalf of the CONTRACTOR listed on the previous page.

Name of Authorized Representative (type or print)

Title of Authorized Representative (type or print)

Signature of Authorized Representative Date _____

RETURN WITH BID/OFFER

ILLINOIS DEPARTMENT
OF TRANSPORTATION

Form B
Other Contracts &
Procurement Related Information
Disclosure

Contractor Name		
Legal Address		
City, State, Zip		
Telephone Number	Email Address	Fax Number (if available)

Disclosure of the information contained in this Form is required by the Section 50-35 of the Illinois Procurement Act (30 ILCS 500). This information shall become part of the publicly available contract file. This Form B must be completed for bids in excess of \$10,000, and for all open-ended contracts.

DISCLOSURE OF OTHER CONTRACTS AND PROCUREMENT RELATED INFORMATION

1. Identifying Other Contracts & Procurement Related Information. The BIDDER shall identify whether it has any pending contracts (including leases), bids, proposals, or other ongoing procurement relationship with any other State of Illinois agency: Yes ___ No ___

If "No" is checked, the bidder only needs to complete the signature box on the bottom of this page.

2. If "Yes" is checked. Identify each such relationship by showing State of Illinois agency name and other descriptive information such as bid or project number (attach additional pages as necessary). SEE DISCLOSURE FORM INSTRUCTIONS:

THE FOLLOWING STATEMENT MUST BE SIGNED

Name of Authorized Representative (type or print)	

Title of Authorized Representative (type or print)	
_____	_____
Signature of Authorized Representative	Date

RETURN WITH BID

SPECIAL NOTICE TO CONTRACTORS

The following requirements of the Illinois Department of Human Rights' Rules and Regulations are applicable to bidders on all construction contracts advertised by the Illinois Department of Transportation:

CONSTRUCTION EMPLOYEE UTILIZATION PROJECTION

- (a) All bidders on construction contracts shall complete and submit, along with and as part of their bids, a Bidder's Employee Utilization Form (Form BC-1256) setting forth a projection and breakdown of the total workforce intended to be hired and/or allocated to such contract work by the bidder including a projection of minority and female employee utilization in all job classifications on the contract project.
- (b) The Department of Transportation shall review the Employee Utilization Form, and workforce projections contained therein, of the contract awardee to determine if such projections reflect an underutilization of minority persons and/or women in any job classification in accordance with the Equal Employment Opportunity Clause and Section 7.2 of the Illinois Department of Human Rights' Rules and Regulations for Public Contracts adopted as amended on September 17, 1980. If it is determined that the contract awardee's projections reflect an underutilization of minority persons and/or women in any job classification, it shall be advised in writing of the manner in which it is underutilizing and such awardee shall be considered to be in breach of the contract unless, prior to commencement of work on the contract project, it submits revised satisfactory projections or an acceptable written affirmative action plan to correct such underutilization including a specific timetable geared to the completion stages of the contract.
- (c) The Department of Transportation shall provide to the Department of Human Rights a copy of the contract awardee's Employee Utilization Form, a copy of any required written affirmative action plan, and any written correspondence related thereto. The Department of Human Rights may review and revise any action taken by the Department of Transportation with respect to these requirements.

RETURN WITH BID

**Contract No. 83790
LAKE County
Section 02-00025-00-BR (Lake Bluff)
Project BRM-8003(182)
Route FAU 2758 (Moffett Road)
District 1 Construction Funds**

PART II. WORKFORCE PROJECTION - continued

- B. Included in "Total Employees" under Table A is the total number of **new hires** that would be employed in the event the undersigned bidder is awarded this contract.

The undersigned bidder projects that: (number) _____ new hires would be recruited from the area in which the contract project is located; and/or (number) _____ new hires would be recruited from the area in which the bidder's principal office or base of operation is located.

- C. Included in "Total Employees" under Table A is a projection of numbers of persons to be employed directly by the undersigned bidder as well as a projection of numbers of persons to be employed by subcontractors.

The undersigned bidder estimates that (number) _____ persons will be directly employed by the prime contractor and that (number) _____ persons will be employed by subcontractors.

PART III. AFFIRMATIVE ACTION PLAN

- A. The undersigned bidder understands and agrees that in the event the foregoing minority and female employee utilization projection included under **PART II** is determined to be an underutilization of minority persons or women in any job category, and in the event that the undersigned bidder is awarded this contract, he/she will, prior to commencement of work, develop and submit a written Affirmative Action Plan including a specific timetable (geared to the completion stages of the contract) whereby deficiencies in minority and/or female employee utilization are corrected. Such Affirmative Action Plan will be subject to approval by the contracting agency and the **Department of Human Rights**.
- B. The undersigned bidder understands and agrees that the minority and female employee utilization projection submitted herein, and the goals and timetable included under an Affirmative Action Plan if required, are deemed to be part of the contract specifications.

Company _____ Telephone Number _____

Address _____

NOTICE REGARDING SIGNATURE

The Bidder's signature on the Proposal Signature Sheet will constitute the signing of this form. The following signature block needs to be completed only if revisions are required.

Signature: _____ Title: _____ Date: _____

- Instructions: All tables must include subcontractor personnel in addition to prime contractor personnel.
- Table A - Include both the number of employees that would be hired to perform the contract work and the total number currently employed (Table B) that will be allocated to contract work, and include all apprentices and on-the-job trainees. The "Total Employees" column should include all employees including all minorities, apprentices and on-the-job trainees to be employed on the contract work.
 - Table B - Include all employees currently employed that will be allocated to the contract work including any apprentices and on-the-job trainees currently employed.
 - Table C - Indicate the racial breakdown of the total apprentices and on-the-job trainees shown in Table A.

RETURN WITH BID

ADDITIONAL FEDERAL REQUIREMENTS

In addition to the Required Contract Provisions for Federal-Aid Construction Contracts (FHWA 1273), all bidders make the following certifications.

- A. By the execution of this proposal, the signing bidder certifies that the bidding entity has not, either directly or indirectly, entered into any agreement, participated in any collusion, or otherwise taken any action, in restraint of free competitive bidding in connection with the submitted bid. This statement made by the undersigned bidder is true and correct under penalty of perjury under the laws of the United States.
- B. CERTIFICATION, EQUAL EMPLOYMENT OPPORTUNITY:
1. Have you participated in any previous contracts or subcontracts subject to the equal opportunity clause. YES _____ NO _____
 2. If answer to #1 is yes, have you filed with the Joint Reporting Committee, the Director of OFCC, any Federal agency, or the former President's Committee on Equal Employment Opportunity, all reports due under the applicable filing requirements of those organizations? YES _____ NO _____

RETURN WITH BID

**Contract No. 83790
LAKE County
Section 02-00025-00-BR (Lake Bluff)
Project BRM-8003(182)
Route FAU 2758 (Moffett Road)
District 1 Construction Funds**

PROPOSAL SIGNATURE SHEET

The undersigned bidder hereby makes and submits this bid on the subject Proposal, thereby assuring the Department that all requirements of the Invitation for Bids and rules of the Department have been met, that there is no misunderstanding of the requirements of paragraph 3 of this Proposal, and that the contract will be executed in accordance with the rules of the Department if an award is made on this bid.

(IF AN INDIVIDUAL) Firm Name _____
Signature of Owner _____
Business Address _____

(IF A CO-PARTNERSHIP) Firm Name _____
By _____
Business Address _____
Name and Address of All Members of the Firm: _____

(IF A CORPORATION) Corporate Name _____
By _____
Signature of Authorized Representative _____
Typed or printed name and title of Authorized Representative _____

(IF A JOINT VENTURE, USE THIS SECTION FOR THE MANAGING PARTY AND THE SECOND PARTY SHOULD SIGN BELOW) Attest _____
Signature _____
Business Address _____

(IF A JOINT VENTURE) Corporate Name _____
By _____
Signature of Authorized Representative _____
Typed or printed name and title of Authorized Representative _____

Attest _____
Signature _____
Business Address _____

If more than two parties are in the joint venture, please attach an additional signature sheet.

RETURN WITH BID



Division of Highways
Proposal Bid Bond
(Effective November 1, 1992)

Item No.
Letting Date

KNOW ALL MEN BY THESE PRESENTS, That We

as PRINCIPAL, and

held jointly, severally and firmly bound unto the STATE OF ILLINOIS in the penal sum of 5 percent of the total bid price, or for the amount specified in Article 102.09 of the "Standard Specifications for Road and Bridge Construction" in effect on the date of invitation for bids, whichever is the lesser sum, well and truly to be paid unto said STATE OF ILLINOIS, for the payment of which we bind ourselves, our heirs, executors, administrators, successors and assigns.

THE CONDITION OF THE FOREGOING OBLIGATION IS SUCH, That Whereas, the PRINCIPAL has submitted a bid proposal to the STATE OF ILLINOIS, acting through the Department of Transportation, for the improvement designated by the Transportation Bulletin Item Number and Letting Date indicated above.

NOW, THEREFORE, if the Department shall accept the bid proposal of the PRINCIPAL; and if the PRINCIPAL shall, within the time and as specified in the bidding and contract documents, submit a DBE Utilization Plan that is accepted and approved by the Department; and if, after award by the Department, the PRINCIPAL shall enter into a contract in accordance with the terms of the bidding and contract documents including evidence of the required insurance coverages and providing such bond as specified with good and sufficient surety for the faithful performance of such contract and for the prompt payment of labor and material furnished in the prosecution thereof; or if, in the event of the failure of the PRINCIPAL to make the required DBE submission or to enter into such contract and to give the specified bond, the PRINCIPAL pays to the Department the difference not to exceed the penalty hereof between the amount specified in the bid proposal and such larger amount for which the Department may contract with another party to perform the work covered by said bid proposal, then this obligation shall be null and void, otherwise, it shall remain in full force and effect.

IN THE EVENT the Department determines the PRINCIPAL has failed to comply with any requirement as set forth in the preceding paragraph, then Surety shall pay the penal sum to the Department within fifteen (15) days of written demand therefor. If Surety does not make full payment within such period of time, the Department may bring an action to collect the amount owed. Surety is liable to the Department for all its expenses, including attorney's fees, incurred in any litigation in which it prevails either in whole or in part.

In TESTIMONY WHEREOF, the said PRINCIPAL and the said SURETY have caused this instrument to be signed by their respective officers this day of A.D.,

PRINCIPAL SURETY
(Company Name)
By: (Signature & Title) By: (Signature of Attorney-in-Fact)

Notary Certification for Principal and Surety

STATE OF ILLINOIS,
COUNTY OF

I, a Notary Public in and for said County, do hereby certify that and

(Insert names of individuals signing on behalf of PRINCIPAL & SURETY)

who are each personally known to me to be the same persons whose names are subscribed to the foregoing instrument on behalf of PRINCIPAL and SURETY, appeared before me this day in person and acknowledged respectively, that they signed and delivered said instrument as their free and voluntary act for the uses and purposes therein set forth.

Given under my hand and notarial seal this day of, A.D.

My commission expires Notary Public

In lieu of completing the above section of the Proposal Bid Form, the Principal may file an Electronic Bid Bond. By signing below the Principal is ensuring the identified electronic bid bond has been executed and the Principal and Surety are firmly bound unto the State of Illinois under the conditions of the bid bond as shown above.

Electronic Bid Bond ID# Company/Bidder Name Signature and Title

PROPOSAL ENVELOPE



PROPOSALS

for construction work advertised for bids by the
Illinois Department of Transportation

Item No.	Item No.	Item No.

Submitted By:

Name:
Address:
Phone No.

Bidders should use an IDOT proposal envelope or affix this form to the front of a 10" x 13" envelope for the submittal of bids. If proposals are mailed, they should be enclosed in a second or outer envelope addressed to:

Engineer of Design and Environment - Room 326
Illinois Department of Transportation
2300 South Dirksen Parkway
Springfield, Illinois 62764

NOTICE

Individual bids, including Bid Bond and/or supplemental information if required, should be securely stapled.

CONTRACTOR OFFICE COPY OF CONTRACT SPECIFICATIONS

NOTICE

None of the following material needs to be returned with the bid package unless the special provisions require documentation and/or other information to be submitted.

Contract No. 83790
LAKE County
Section 02-00025-00-BR (Lake Bluff)
Project BRM-8003(182)
Route FAU 2758 (Moffett Road)
District 1 Construction Funds



Illinois Department of Transportation



NOTICE TO BIDDERS

- 1. TIME AND PLACE OF OPENING BIDS.** Sealed proposals for the improvement described herein will be received by the Department of Transportation at the Harry R. Hanley Building, 2300 South Dirksen Parkway, in Springfield, Illinois until 10:00 o'clock a.m., September 23, 2005. All bids will be gathered, sorted, publicly opened and read in the auditorium at the Department of Transportation's Harry R. Hanley Building shortly after the 10:00 a.m. cut off time.
- 2. DESCRIPTION OF WORK.** The proposed improvement is identified and advertised for bids in the Invitation for Bids as:

**Contract No. 83790
LAKE County
Section 02-00025-00-BR (Lake Bluff)
Project BRM-8003(182)
Route FAU 2758 (Moffett Road)
District 1 Construction Funds**

The work includes the removal of an existing bridge and construction of a new bridge with concrete bridge approach slabs, storm sewer replacement, sanitary sewer replacement, bituminous pavement resurfacing curb and gutter removal and replacement and all other work necessary to complete the project on Moffett Road from Sylvan Road to Ravine Avenue in the Village of Lake Bluff.

- 3. INSTRUCTIONS TO BIDDERS.** (a) This Notice, the invitation for bids, proposal and letter of award shall, together with all other documents in accordance with Article 101.09 of the Standard Specifications for Road and Bridge Construction, become part of the contract. Bidders are cautioned to read and examine carefully all documents, to make all required inspections, and to inquire or seek explanation of the same prior to submission of a bid.

(b) State law, and, if the work is to be paid wholly or in part with Federal-aid funds, Federal law requires the bidder to make various certifications as a part of the proposal and contract. By execution and submission of the proposal, the bidder makes the certification contained therein. A false or fraudulent certification shall, in addition to all other remedies provided by law, be a breach of contract and may result in termination of the contract.
- 4. AWARD CRITERIA AND REJECTION OF BIDS.** This contract will be awarded to the lowest responsive and responsible bidder considering conformity with the terms and conditions established by the Department in the rules, Invitation for Bids and contract documents. The issuance of plans and proposal forms for bidding based upon a prequalification rating shall not be the sole determinant of responsibility. The Department reserves the right to determine responsibility at the time of award, to reject any or all proposals, to readvertise the proposed improvement, and to waive technicalities.

By Order of the
Illinois Department of Transportation

Timothy W. Martin, Secretary

BD 351 (Rev. 01/2003)

INDEX
FOR
SUPPLEMENTAL SPECIFICATIONS
AND RECURRING SPECIAL PROVISIONS
Adopted March 1, 2005

This index contains a listing of SUPPLEMENTAL SPECIFICATIONS and frequently used RECURRING SPECIAL PROVISIONS and LOCAL ROADS AND STREETS RECURRING SPECIAL PROVISIONS.

ERRATA Standard Specifications for Road and Bridge Construction (Adopted 1-1-02) (Revised 3-1-05)

SUPPLEMENTAL SPECIFICATIONS

<u>Std. Spec. Sec.</u>	<u>Page No.</u>
101 Definition of Terms	1
105 Control of Work	2
205 Embankment	3
251 Mulch	4
281 Riprap	5
282 Filter Fabric for Use With Riprap	8
285 Concrete Revetment Mats	10
311 Granular Subbase	14
351 Aggregate Base Course	15
440 Removal of Existing Pavement and Appurtenances	16
442 Pavement Patching	17
449 Removal and Replacement of Preformed Elastomeric Compression Joint Seal	18
481 Aggregate Shoulders	19
501 Removal of Existing Structures	20
503 Concrete Structures	21
505 Steel Structures	22
506 Cleaning and Painting Metal Structures	25
508 Reinforcement Bars	26
512 Piling	27
540 Box Culverts	28
589 Elastic Joint Sealer	30
602 Catch Basin, Manhole, Inlet, Drainage Structures and Valve Vault Construction, Adjustment and Reconstruction	31
603 Adjusting Frames and Grates of Drainage and Utility Structures	32
610 Shoulder Inlets with Curb	33
665 Woven Wire Fence	34
669 Removal and Disposal of Regulated Substances	35
671 Mobilization	36
702 Work Zone Traffic Control Devices	37
1003 Fine Aggregates	38
1004 Coarse Aggregate	39
1005 Stone, Concrete Blocks and Broken Concrete for Erosion Protection, Sediment Control and Rockfill	42
1006 Metals	46
1007 Timber and Preservative Treatment	49
1012 Hydrated Lime	50
1020 Portland Cement Concrete	51
1021 Concrete Admixtures	58
1022 Concrete Curing Materials	59
1024 Nonshrink Grout	61
1041 Brick	63
1043 Precast Reinforced Concrete Manhole Sections and Adjusting Rings	64
1056 Preformed Flexible Gaskets and Mastic Joint Sealer for Sewer and Culvert Pipe	66
1059 Elastic Joint Sealers	67
1060 Waterproofing Materials	68
1069 Pole and Tower	69
1070 Foundation and Breakaway Devices	70
1077 Post and Foundation	72
1080 Fabric Materials	73
1081 Materials For Planting	76
1083 Elastomeric Bearings	77
1094 Overhead Sign Structures	78
1103 Portland Cement Concrete Equipment	79

RECURRING SPECIAL PROVISIONS

The following RECURRING SPECIAL PROVISIONS and RECURRING LOCAL ROADS AND STREETS SPECIAL PROVISIONS indicated by an "X" are applicable to this contract and are included by reference:

<u>CHECK SHEET #</u>	<u>PAGE NO.</u>
1 X State Required Contract Provisions All Federal-aid Construction Contracts (Eff. 2-1-69) (Rev. 10-1-83)....	80
2 X Subletting of Contracts (Federal-aid Contracts) (Eff. 1-1-88) (Rev. 5-1-93).....	82
3 X EEO (Eff. 7-21-78) (Rev. 11-18-80).....	83
4 Specific Equal Employment Opportunity Responsibilities NonFederal-aid Contracts (Eff. 3-20-69) (Rev. 1-1-94).....	94
5 Required Provisions - State Contracts (Eff. 4-1-65) (Rev. 4-1-93).....	100
6 Reserved.....	105
7 Asphalt Quantities and Cost Reviews (Eff. 7-1-88).....	106
8 National Pollutant Discharge Elimination System Permit (Eff. 7-1-94) (Rev. 1-1-03).....	107
9 X Haul Road Stream Crossings, Other Temporary Stream Crossings and In-Stream Work Pads (Eff. 1-2-92) (Rev. 1-1-98).....	108
10 Construction Layout Stakes Except for Bridges (Eff. 1-1-99) (Rev. 1-1-02).....	109
11 Construction Layout Stakes (Eff. 5-1-93) (Rev. 1-1-02).....	112
12 Use of Geotextile Fabric for Railroad Crossing (Eff. 1-1-95) (Rev. 1-1-97).....	115
13 Asphaltic Emulsion Slurry Seal and Fibrated Asphaltic Emulsion Slurry Seal (Eff. 8-1-89) (Rev. 2-1-97) ...	117
14 Bituminous Surface Treatments Half-Smart (Eff. 7-1-93) (Rev. 1-1-97).....	123
15 X Quality Control/Quality Assurance of Bituminous Concrete Mixtures (Eff. 1-1-00) (Rev. 3-1-05).....	129
16 Subsealing of Concrete Pavements (Eff. 11-1-84) (Rev. 2-1-95).....	148
17 Bituminous Surface Removal (Cold Milling) (Eff. 11-1-87) (Rev. 10-15-97).....	152
18 X Resurfacing of Milled Surfaces (Eff. 10-1-95).....	154
19 PCC Partial Depth Bituminous Patching (Eff. 1-1-98).....	155
20 Patching with Bituminous Overlay Removal (Eff. 10-1-95) (Rev. 7-1-99).....	157
21 Reserved.....	159
22 Protective Shield System (Eff. 4-1-95) (Rev. 1-1-03).....	160
23 Polymer Concrete (Eff. 8-1-95) (Rev. 3-1-05).....	162
24 Controlled Low-Strength Material (CLSM) (Eff. 1-1-90) (Rev. 3-1-05).....	164
25 X Pipe Underdrains (Eff. 9-9-87) (Rev. 1-1-98).....	169
26 Guardrail and Barrier Wall Delineation (Eff. 12-15-93) (Rev. 1-1-97).....	170
27 Bicycle Racks (Eff. 4-1-94) (Rev. 1-1-97).....	175
28 Reserved.....	177
29 Reserved.....	178
30 Reserved.....	179
31 Night Time Inspection of Roadway Lighting (Eff. 5-1-96).....	180
32 Reserved.....	181
33 English Substitution of Metric Bolts (Eff. 7-1-96).....	182
34 English Substitution of Metric Reinforcement Bars (Eff. 4-1-96) (Rev. 1-1-03).....	183
35 Polymer Modified Emulsified Asphalt (Eff. 5-15-89) (Rev. 1-1-04).....	185
36 Corrosion Inhibitor (Eff. 3-1-80) (Rev. 7-1-99).....	187
37 Quality Control of Concrete Mixtures at the Plant-Single A (Eff. 8-1-00) (Rev. 1-1-04).....	188
38 Quality Control of Concrete Mixtures at the Plant-Double A (Eff. 8-1-00) (Rev. 1-1-04).....	194
39 X Quality Control/Quality Assurance of Concrete Mixtures (Eff. 4-1-92) (Rev. 3-1-05).....	202
40 Traffic Barrier Terminal Type 1, Special (Eff. 8-1-94) (Rev. 1-1-03).....	215
41 Reserved.....	216
42 X Segregation Control of Bituminous Concrete (Eff. 7-15-97).....	217
43 Reserved.....	220

LOCAL ROADS AND STREETS RECURRING SPECIAL PROVISIONS

	<u>PAGE NO.</u>
LRS 1 <input checked="" type="checkbox"/> Cooperation With Utilities (Eff. 1-1-99) (Rev. 1-1-02).....	222
LRS 2 <input type="checkbox"/> Furnished Excavation (Eff. 1-1-99) (Rev. 1-1-02).....	224
LRS 3 <input checked="" type="checkbox"/> Construction Zone Traffic Control (Eff. 1-1-99).....	225
LRS 4 <input type="checkbox"/> Flaggers in Work Zones (Eff. 1-1-99).....	226
LRS 5 <input type="checkbox"/> Reserved.....	227
LRS 6 <input type="checkbox"/> Bidding Requirements and Conditions for Contract Proposals (Eff. 1-1-02).....	228
LRS 7 <input type="checkbox"/> Bidding Requirements and Conditions for Material Proposals (Eff. 1-1-03).....	234
LRS 8 <input type="checkbox"/> Failure to Complete the Work on Time (Eff. 1-1-99).....	240
LRS 9 <input type="checkbox"/> Bituminous Surface Treatments (Eff. 1-1-99).....	241
LRS 10 <input type="checkbox"/> Reflective Sheeting Type C (Eff. 1-1-99) (Rev. 1-1-02).....	242
LRS 11 <input type="checkbox"/> Employment Practices (Eff. 1-1-99).....	243
LRS 12 <input type="checkbox"/> Wages of Employees on Public Works (Eff. 1-1-99).....	245
LRS 13 <input type="checkbox"/> Selection of Labor (Eff. 1-1-99).....	246

INDEX OF SPECIAL PROVISIONS

<u>DESCRIPTION</u>	<u>PAGE NUMBER</u>
Location of Project	1
Description of Project	1
Maintenance of Roadways	2
Status of Utilities to be Adjusted	3
Completion Date Plus Guaranteed Working Days	4
Mobilization and On Site Work and Storage Areas	4
Tree Trunk Protection	6
Perimeter Erosion Barrier, Modified	7
Topsoil	8
Seeding, Class 3, Special	8
Backfilling Storm Sewer Under Roadway	9
Sanitary Sewer, Ductile Iron, 16-inch	9
Sanitary Sewer, Ductile Iron, 20-inch	9
Manhole, Sanitary, 4-foot diameter, Type I Frame, Closed Lid	10
Manhole, Sanitary, 5-foot diameter, Type I Frame, Closed Lid	10
Pipe Drain, 12-inch (Special)	12
Concrete Headwall	12
Aggregate, Special	12

Fine Aggregate for Portland Cement Concrete	13
Traffic Control Plan	13
Work Zone Traffic Control (Lump Sum Payment)	14
Pipe Underdrains, 6-inch (Special)	14
Bridge Approach Pavement (Special)	14
Concrete Structures, Special	15
Architectural Concrete	16
Coating Systems for Concrete	19
Form Liner Textured Surface	24
Ornamental Railing	26
Drilled Shafts	28
Fabric Reinforced Elastomeric Mat	37

INDEX LOCAL ROADS AND STREETS SPECIAL PROVISIONS

<u>LR#</u>	<u>TITLE</u>	<u>PAGE</u>
SD 16	"Slab Movement Detection Device" (Eff. 11-1-84).....	
SD 17	"Required Cold Milled Surface Texture" (Eff. 11-1-87).....	
107-1	"Nationwide Permit No. 14" (Eff. 2-1-04) (Rev. 3-1-05). Developed by the Bureau of Local Roads and Streets..... to outline the necessary requirements to comply with No. 14 permits.	
107-2	"Railroad Protective Liability Insurance for Local Lettings" (Eff. 3-1-05). Developed by the Bureau of Local Roads & Streets to require insurance policies to be submitted to the letting agency rather than the department.	
108	"Combination Bids (Eff. 1-1-94)(Rev. 3-1-05). Developed by the Bureau of Local Roads & Streets to allow the revision of working days and calendar days. Revised to incorporate applicable portions of deleted Sections 102 & 103	
109	"Contract Claims" (Eff. 1-1-02) (Rev. 5-1-02). Developed by the Bureau of Local Roads..... and Streets to assist local agencies in handling contract claims.	
212	"Shaping Roadway" (Eff. 8-1-69) (Rev. 1-1-02).....	
302	Rescinded	
355-1	"Asphalt Stabilized Base Course, Road Mix or Traveling Plant Mix" (Eff. 10-1-73)(Rev. 1-1-02).....	
355-2	"Asphalt Stabilized Base Course, Plant Mix" (Eff. 2-20-63)(Rev. 1-1-02)	
355-3	"Bituminous Aggregate Mixture Base Course" (6-27-66)(Rev. 1-1-02). Developed by the..... Bureau of Materials and Physical Research and the Bureau of Local Roads and Streets to construct a stabilized base course with paving grade asphalt.	
400	"Penetrating Emulsified Prime" (Eff. 4-1-84)(Rev. 1-1-02).....	
402	"Salt Stabilized Surface Course" (Eff. 2-20-63)(Rev. 1-1-02).....	
403-1	"Penetrating Emulsified Asphalt" (Eff. 1-1-94)(Rev. 1-1-02). Developed for bituminous..... surface treatments on roads that require flexibility and penetration due to low traffic volume.	
403-2	Bituminous Hot Mix Sand Seal Coat" (Eff. 8-1-69)(Rev. 1-1-02).....	
420	"PCC Pavement (Special)" (Eff. 5-12-64)(Rev. 1-1-02). Developed by the Bureau of Local Roads & Streets to allow local agencies to construct quality PCC pavements for low volume roads.	
430	"Paving Brick and Concrete Paver Pavements and Sidewalks" (Eff 1-1-04) Developed by the Bureau of Local Roads & Streets and the Bureau of Materials & Physical Research to provide statewide requirements for paving brick and concrete paver pavements and sidewalks.	
442	"Bituminous Patching Mixtures for Maintenance Use" (Eff 1-1-04). Developed by the Bureau of Local Roads & Streets to reference approved bituminous patching mixtures.	
451	"Crack Filling Bituminous Pavement with Fiber-Asphalt" (Eff. 10-1-91)(Rev. 1-1-02).....	
503-1	"Furnishing Class SI Concrete" (Eff. 10-1-73)(Rev. 1-1-02).....	
503-2	"Furnishing Class SI Concrete (Short Load)" (Eff. 1-1-89) (Rev. 1-1-02). Developed by the Bureau of Local Roads and Streets to allow a load charge to be added when short loads are expected during the contract.	
542	"Pipe Culverts, Type (Furnished)" (Eff. 9-1-64) (Rev. 1-1-02).....	
663	"Calcium Chloride Applied" (Eff. 6-1-58) (Rev. 1-1-02).....	
671	Rescinded	
701	"Flagger Certification" (Eff. 1-1-93) (Rev. 1-1-02).....	
702	X "Construction and Maintenance Signs" (Eff 1-1-04) Developed by the Bureau of Local Roads & Streets to 38 require florescent orange sheeting and a minimum sign size of 48" X 48" on construction and maintenance signs.	
1004	"Coarse Aggregate for Bituminous Surface Treatment" (Eff. 1-1-02). Developed by the Bureau of Materials & Physical Research, the Bureau of Local Roads & Streets, and Local Agencies to provide a coarser mix when aggregate producers have adjusted the CA-16 gradation according to the Aggregate Gradation Control System (AGCS) to a finer mix for Hot-Mix Asphalt.	
1013	"Rock Salt (Sodium Chloride)" (Eff. 8-1-69) (Rev. 1-1-02).....	

BDE SPECIAL PROVISIONS
For The September 23, 2005 Letting

The following special provisions indicated by an "x" are applicable to this contract and will be included by the Project Development and Implementation, Section of the BD&E. An * indicates a new or revised special provision for the letting.

<u>File Name</u>	<u>Pg.#</u>	<u>Special Provision Title</u>	<u>Effective</u>	<u>Revised</u>
80099		<input type="checkbox"/> Accessible Pedestrian Signals (APS)	April 1, 2003	
80141		<input type="checkbox"/> Additional Award Criteria	June 1, 2004	
80108		<input type="checkbox"/> Asbestos Bearing Pad Removal	Nov. 1, 2003	
72541		<input type="checkbox"/> Asbestos Waterproofing Membrane and Asbestos Bituminous Concrete Surface Removal	June 1, 1989	June 30, 1994
80128		<input type="checkbox"/> Authority of Railroad Engineer	July 1, 2004	
* 80065		<input type="checkbox"/> Bituminous Base Course/Widening Superpave	April 1, 2002	Aug. 1, 2005
80050		<input type="checkbox"/> Bituminous Concrete Surface Course	April 1, 2001	April 1, 2003
80142		<input type="checkbox"/> Bituminous Equipment, Spreading and Finishing Machine	Jan. 1, 2005	
80066	39	<input checked="" type="checkbox"/> Bridge Deck Construction	April 1, 2002	April 1, 2004
50261		<input type="checkbox"/> Building Removal-Case I (Non-Friable and Friable Asbestos)	Sept. 1, 1990	Aug. 1, 2001
50481		<input type="checkbox"/> Building Removal-Case II (Non-Friable Asbestos)	Sept. 1, 1990	Aug. 1, 2001
50491		<input type="checkbox"/> Building Removal-Case III (Friable Asbestos)	Sept. 1, 1990	Aug. 1, 2001
50531		<input type="checkbox"/> Building Removal-Case IV (No Asbestos)	Sept. 1, 1990	Aug. 1, 2001
80118		<input type="checkbox"/> Butt Joints	April 1, 2004	April 1, 2005
80031		<input type="checkbox"/> Calcium Chloride Accelerator for Portland Cement Concrete Patching	Jan. 1, 2001	
80077		<input type="checkbox"/> Chair Supports	Nov. 1, 2002	Nov. 2, 2002
80051	41	<input checked="" type="checkbox"/> Coarse Aggregate for Trench Backfill, Backfill and Bedding	April 1, 2001	Nov. 1, 2003
80094	48	<input checked="" type="checkbox"/> Concrete Admixtures	Jan. 1, 2003	July 1, 2004
80112		<input type="checkbox"/> Concrete Barrier	Jan. 1, 2004	April 2, 2004
80102		<input type="checkbox"/> Corrugated Metal Pipe Culverts	Aug. 1, 2003	July 1, 2004
80114	56	<input checked="" type="checkbox"/> Curing and Protection of Concrete Construction	Jan. 1, 2004	
* 80146	53	<input checked="" type="checkbox"/> Detectable Warnings	Aug. 1, 2005	
80029	64	<input checked="" type="checkbox"/> Disadvantaged Business Enterprise Participation	Sept. 1, 2000	June 22, 2005
80144	72	<input checked="" type="checkbox"/> Elastomeric Bearings	April 1, 2005	
31578		<input type="checkbox"/> Epoxy Coating on Reinforcement	April 1, 1997	Jan. 1, 2003
80041	77	<input checked="" type="checkbox"/> Epoxy Pavement Marking	Jan. 1, 2001	Aug. 1, 2003
80055		<input type="checkbox"/> Erosion and Sediment Control Deficiency Deduction	Aug. 1, 2001	Nov. 1, 2001
80103	79	<input checked="" type="checkbox"/> Expansion Joints	Aug. 1, 2003	
* 80101	80	<input checked="" type="checkbox"/> Flagger Vests	April 1, 2003	Aug. 1, 2005
80079	81	<input checked="" type="checkbox"/> Freeze-Thaw Rating	Nov. 1, 2002	
80072		<input type="checkbox"/> Furnished Excavation	Aug. 1, 2002	Nov. 1, 2004
80054	82	<input checked="" type="checkbox"/> Hand Vibrator	Nov. 1, 2003	
* 80147		<input type="checkbox"/> Illuminated Sign	Aug. 1, 2005	
80109		<input type="checkbox"/> Impact Attenuators	Nov. 1, 2003	
80110		<input type="checkbox"/> Impact Attenuators, Temporary	Nov. 1, 2003	April 1, 2004
80104		<input type="checkbox"/> Inlet Filters	Aug. 1, 2003	
80080		<input type="checkbox"/> Insertion Lining of Pipe Culverts	Nov. 1, 2002	Aug. 1, 2003
80067		<input type="checkbox"/> Light Emitting Diode (LED) Signal Head	April 1, 2002	Aug. 1, 2003
80081		<input type="checkbox"/> Lime Gradation Requirements	Nov. 1, 2002	
80133		<input type="checkbox"/> Lime Stabilized Soil Mixture	Nov. 1, 2004	April 1, 2005
80045		<input type="checkbox"/> Material Transfer Device	June 15, 1999	March 1, 2001
80137		<input type="checkbox"/> Minimum Lane Width with Lane Closure	Jan. 1, 2005	
80138		<input type="checkbox"/> Mulching Seeded Areas	Jan. 1, 2005	
80082		<input type="checkbox"/> Multilane Pavement Patching	Nov. 1, 2002	
80129		<input type="checkbox"/> Notched Wedge Longitudinal Joint	July 1, 2004	
80069		<input type="checkbox"/> Organic Zinc-Rich Paint System	Nov. 1, 2001	Aug. 1, 2003
80116	83	<input checked="" type="checkbox"/> Partial Payments	Sept. 1, 2003	
80013		<input type="checkbox"/> Pavement and Shoulder Resurfacing	Feb. 1, 2000	July 1, 2004
53600		<input type="checkbox"/> Pavement Thickness Determination for Payment	April 1, 1999	Jan. 1, 2004

<u>File Name</u>	<u>Pg.#</u>		<u>Special Provision Title</u>	<u>Effective</u>	<u>Revised</u>
80022	84	X	Payment to Subcontractors	June 1, 2000	Sept. 1, 2003
80130	85	X	Personal Protective Equipment	July 1, 2004	
80134			Plastic Blockouts for Guardrail	Nov. 1, 2004	
80073			Polymer Modified Emulsified Asphalt	Nov. 1, 2002	
80119			Polyurea Pavement Marking	April 1, 2004	
80124			Portable Changeable Message Signs	Nov. 1, 1993	April 2, 2004
80139	86	X	Portland Cement	Jan. 1, 2005	
80083	87	X	Portland Cement Concrete	Nov. 1, 2002	
80036			Portland Cement Concrete Patching	Jan. 1, 2001	Jan. 1, 2004
419	88	X	Precast Concrete Products	July 1, 1999	Nov. 1, 2004
80120	89	X	Precast, Prestressed Concrete Members	April 1, 2004	
80084			Preformed Recycled Rubber Joint Filler	Nov. 1, 2002	
80015			Public Convenience and Safety	Jan. 1, 2000	
80121			PVC Pipeliner	April 1, 2004	April 1, 2005
80122			Railroad, Full-Actuated Controller	April 1, 2004	
34261			Railroad Protective Liability Insurance	Dec. 1, 1986	May 1, 1988
80105	91	X	Raised Reflective Pavement Markers (Bridge)	Aug. 1, 2003	
80011	92	X	RAP for Use in Bituminous Concrete Mixtures	Jan. 1, 2000	April 1, 2002
80032			Remove and Re-Erect Steel Plate Beam Guardrail and Traffic Barrier Terminals	Jan. 1, 2001	Jan. 1, 2005
80085			Sealing Abandoned Water Wells	Nov. 1, 2002	
* 80131	96	X	Seeding and Sodding	July 1, 2004	Aug. 1, 2005
80132	99	X	Self-Consolidating Concrete for Precast Products	July 1, 2004	
80096			Shoulder Rumble Strips	Jan. 1, 2003	
80140			Shoulder Stabilization at Guardrail	Jan. 1, 2005	
80135			Soil Modification	Nov. 1, 2004	April 1, 2005
* 80070			Stabilized Subbase and Bituminous Shoulders Superpave	April 1, 2002	Aug. 1, 2005
80127	101	X	Steel Cost Adjustment	April 2, 2004	July 1, 2004
* 80143	105	X	Subcontractor Mobilization Payments	April 2, 2005	
80086			Subgrade Preparation	Nov. 1, 2002	
80136			Superpave Bituminous Concrete Mixture IL-4.75	Nov. 1, 2004	
80010	106	X	Superpave Bituminous Concrete Mixtures	Jan. 1, 2000	April 1, 2004
80039			Superpave Bituminous Concrete Mixtures (Low ESAL)	Jan. 1, 2001	April 1, 2004
* 80075			Surface Testing of Pavements	April 1, 2002	Aug. 1, 2005
80145			Suspension of Slipformed Parapets	June 11, 2004	
80092			Temporary Concrete Barrier	Oct. 1, 2002	Nov. 1, 2003
80087			Temporary Erosion Control	Nov. 1, 2002	
80008			Temporary Module Glare Screen System	Jan. 1, 2000	
80106			Temporary Portable Bridge Traffic Signals	Aug. 1, 2003	
80098			Traffic Barrier Terminals	Jan. 1, 2003	
57291	113	X	Traffic Control Deficiency Deduction	April 1, 1992	Jan. 1, 2005
20338	114	X	Training Special Provisions	Oct. 15, 1975	
80107			Transient Voltage Surge Suppression	Aug. 1, 2003	
80123	117	X	Truck Bed Release Agent	April 1, 2004	
* 80149			Variable Spaced Tining	Aug. 1, 2005	
80048	118	X	Weight Control Deficiency Deduction	April 1, 2001	Aug. 1, 2002
80090			Work Zone Public Information Signs	Sept. 1, 2002	Jan. 1, 2005
80125			Work Zone Speed Limit Signs	April 2, 2004	April 15, 2004
80126			Work Zone Traffic Control	April 2, 2004	Jan. 2, 2005
80097	120		Work Zone Traffic Control Devices	Jan. 1, 2003	Nov. 1, 2004
80071	122	X	Working Days	Jan. 1, 2002	

The following special provisions have been **deleted** from use:

80113 Curb Ramps for Sidewalk This special provision has been replaced by the BDE Special Provision, "Detectable Warnings".

43761 Driving Guardrail Posts This special provision has been made obsolete by revising Standard 630201 and issuing the BDE Special Provision, "Shoulder Stabilization at Guardrail".

80091 Underdrain Operations This special provision is no longer required and has been deleted.

The following special provisions are in the 2005 Supplemental Specifications and Recurring Special Provisions:

<u>File Name</u>	<u>Special Provision Title</u>	<u>New Location</u>	<u>Effective</u>	<u>Revised</u>
80052	Adjusting Frames and Grates	Sections 602, 603, and 1043	Aug. 1, 2001	Nov. 1, 2001
80093	Articulated Block Revetment Mat	Sections 285 and 1005	Jan. 1, 2003	
80078	Controlled Aggregate Mixing System	Sections 311, 351, and 481	Nov. 1, 2002	
80100	Epoxy Coatings for Steel Reinforcement	Section 1006	April 1, 2003	
80095	Precast Block Revetment Mat	Sections 285 and 1005	Jan. 1, 2003	
80074	Shoulder Inlets with Curb	Section 610	Aug. 1, 2002	
80117	Stone for Erosion Protection, Sediment Control, and Rockfill	Sections 281 and 1005	Jan. 1, 2004	
80088	Traffic Structures	Sections 1069 and 1077	Nov. 1, 2002	

The following special provisions require additional information from the designer. The additional information needs to be included in a separate document attached to this check sheet. The Project Development and Implementation section will then include the information in the applicable special provision. The Special Provisions are:

- Building Removal-Case I
- Building Removal-Case II
- Building Removal-Case III
- Building Removal-Case IV
- DBE Participation
- Material Transfer Device
- Railroad Protective Liability Insurance
- Training Special Provisions
- Working Days

STATE OF ILLINOIS

SPECIAL PROVISIONS

The following Special Provisions supplement the "Standard Specifications for Road and Bridge Construction," adopted January 1, 2002 (hereinafter referred to as the Standard Specifications); the latest edition of the "Illinois Manual on Uniform Traffic Control Devices for Streets and Highways", and the "Manual of Test Procedures for Materials" in effect on the date of invitation for bids, and the Supplemental Specifications and Recurring Special Provisions indicated on the Check Sheet included herein which apply to and govern the construction of Moffett Road over Ravine, Section BRM-8003 (182), Lake County and in case of conflict with any or part or parts of said specifications, the said Special Provisions shall take precedence and shall govern.

Moffett Road over Ravine
Section: BRM-8003 (182)
County: Lake

Location of Project

This replacement of structure begins at Station 136+75, approximately 300 feet south of the centerline – centerline of Moffett Road and Ravine Avenue and extends in a northerly direction through the Village of Lake Bluff and ends at Station 139+20 a point approximately 20 feet north of the centerline – centerline of Moffett Road and Ravine Avenue. The improvement gross length is 245 feet (0.05 miles).

Description of Project

The work includes the removal of an existing bridge and construction of a new bridge. Additional work to be performed under this contract includes: concrete bridge approach slabs, storm sewer replacement, sanitary sewer replacement, bituminous pavement surfacing, curb and gutter removal and replacement, sidewalk removal and replacement, pavement markings, and all incidental and collateral work necessary to complete the project as shown on the plans and as described herein.

Maintenance of Roadways

Effective: September 30, 1985

Revised: November 1, 1996

Beginning on the date that the Contractor begins work on this project, he shall assume responsibility for normal maintenance of all existing roadways within the limits of the improvement. This normal maintenance shall include all repair work deemed necessary by the Engineer, but shall not include snow removal operations. Traffic control and protection for this work will be provided by the Contractor as required by the Engineer.

If items of work have not been provided for in the contract, or otherwise specified for payment, such items, including the accompanying traffic control and protection required by the Engineer, will be paid for in accordance with Article 109.04 of the Standard Specifications.

Status of Utilities to be Adjusted

Effective: January 30, 1987

Revised: July 1, 1994

Utility companies involved in this project have provided the estimated dates:

<u>Name of Utility</u>	<u>Type</u>	<u>Location</u>	<u>Estimated Dates for Start and completion of Relocation or Adjustments</u>
ComEd Electric	Overhead	Sta 136+88 to Sta 138+88 pole line on east side	To be relocated prior to construction. Line may be de-energized during construction
SBC telephone	Overhead	Sta 138+88 pole line on east side	To be relocated prior to construction at same time as ComEd pole line
Comcast Cable	Overhead	Sta 136+88 to Sta 138+88 pole line on east side	To be relocated prior to construction at same time as ComEd pole line
Peoples Energy Gas	Buried	Sta 136+88 to Sta 138+88 buried on west side	To be capped and abandoned prior to construction.
Village of Lake Bluff Sanitary sewer	Buried and on trestle	Sta 136+88 to Sta 138+88 buried and on trestle on west side, also in Ravine Avenue	To be replaced as part of project.
Village of Lake Bluff Water lines	Buried	In Ravine Avenue	To be replaced prior to construction.

The above represents the best information available to the Department and is included for the convenience of the bidder. The applicable portions of Articles 105.07 and 107.31 of the Standard Specifications shall apply.

Completion Date Plus Guaranteed Working Days

Effective: September 30, 1985

Revised: November 1, 1995

Revise Article 108.05 (c) of the Standard Specifications as follows:

"When a completion date plus guaranteed working days is specified, the Contractor shall complete all contract items and safely open all roadways to traffic by May 15, 2006, except as specified herein.

"The Contractor will be allowed to complete all clean-up work and punch list items within ten (10) guaranteed working days after the completion date for opening the roadway to traffic. Under extenuating circumstances the Engineer may direct that certain items of work, not affecting the safe opening of the roadway to traffic, may be completed within the guaranteed working days allowed for clean up work and punch list items. Temporary lane closures for this work may be allowed at the discretion of the Engineer.

Article 108.09 of the Standard Specifications or the Special Provision for Failure to Complete the Work on Time, if included in this contract, shall apply to both the completion date and the number of working days.

SPECIAL NOTE: The Contractor will not be allowed to proceed with any construction activities on the project site prior to July 5, 2005, including placement of temporary fence, field office or storage trailers, materials, or equipment. The project site is the location of the annual Village 4th of July parade and must remain free and open to the public on that date. The placement of detour and construction signing may be installed and covered prior to July 5, 2005. Special signs noted the dates of the bridge closure may also be installed prior to July 5, 2005.

Mobilization and On Site Work and Storage Areas.

This work shall be performed in accordance with Section 671 of the Standard Specifications except as herein modified.

On-Site Work and Storage Areas.

Due to the limited access area of this site, the Village of Lake Bluff will allow the Contractor to utilize limited portions of existing Village street pavement as storage and work areas. The areas are generally defined by the following limits:

Ravine Drive: west of the intersection with Moffett Road to the first driveway.

Ravine Drive: east of the intersection with Moffett Road to the first driveway.

Moffett Road: north of the bridge to the first driveway.

Moffett Road: south of the bridge to the first driveway.

Sylvan Road: west of the centerlines of the intersection with Moffett Road for 70 feet.

The exact limits will be determined in the field by the Village Engineer of the Village of Lake Bluff.

In all cases, the storage areas are limited to ON PAVEMENT ONLY. No storage of material, temporary sheds, storage buildings or containers, vehicle parking will be allowed on parkway or grassy areas without the express written consent of the Village Manager of the Village of Lake Bluff.

The Contractor is required to place temporary chain link fencing or other similar barriers around the on-site work or storage areas. Type of fencing and/or barriers must be approved by the Village of Lake Bluff in advance. The fencing should connect to the proposed Perimeter Erosion Barrier, Modified fencing to provide for a secure project site, where possible.

Any signs and posts adjacent to or within the limits of the work/storage area shall be removed and stored, free from theft and damage and reinstalled at the original locations at the completion of the contract.

Restoration of Work/Storage Areas

At the completion of the project and as a part of this item, the Contractor shall be required to restore the street pavement and any surrounding damage to parkways. The pavement restoration shall consist of milling off the top 2-inches of bituminous material to an area up to 10-feet outside of the limits of the fenced on-street work areas, bituminous prime and aggregate and resurfacing the area with 2-inches of Bituminous Concrete Surface Coarse, Superpave, Mix C, N50.

Lawn areas that have been damaged that are directly in front of residences shall be restored with topsoil as needed and Sodding, Salt Tolerant. Open space areas damaged adjacent to the ravine shall be restored with topsoil as needed, Erosion Control Blanket and Seeding, Class 3, Special.

The cost of bituminous and parkway restoration outside of the limits shown on the plans for payment shall be included in the cost of Mobilization.

Restoration of pavement markings will be paid for as a part of the pay items in the contract.

Basis of Payment:

This work will be paid for at the lump sum price for MOBILIZATION. The amount which a Contractor will receive payment for, according to the following schedule, will be limited to six percent of the original contract amount. Should the bid for mobilization exceed six percent, the amount over six percent will not be paid until the project is deemed substantially complete by the Resident Engineer and the Village of Lake Bluff.

- (a) Upon execution of the contract, 50 percent of the pay item will be paid.
- (b) When 10 percent of the original contract amount is earned, an additional 25 percent of the pay item will be paid.
- (c) When 90 percent of the adjusted contract amount is earned, an additional 15 percent of the pay item will be paid.
- (d) At the completion of the contract, the remaining 10 percent of the pay item will be paid along with any amount bid in excess of six percent of the original contract amount.

Nothing herein shall be construed to limit or preclude partial payment for other items as provided for by the contract.

Tree Trunk Protection

Description:

Work under this item shall be performed in accordance with Section 201 of the Standard Specifications except as herein modified.

This item shall consist of the protection of trees from damage by the Contractor's equipment and operations during construction, at locations shown on the plans or as directed by the Engineer.

The Contractor shall provide temporary fencing at the drip line of all trees designated for protection, as shown on the plans or as directed by the Engineer. Unless otherwise directed by the Engineer the drip line shall be established as the outer edge of the tree canopy.

The fencing shall be a minimum of 1.2m (4') high, and shall remain in place throughout the duration of construction. Tree protection shall only be removed by direction of the Engineer. Materials or equipment may not be stored within the tree protection area.

The protection of trees is important on this project. When the Engineer is notified or determines a deficiency exists, he/she shall be the sole judge as to the tree protection deficiency. Tree Protection deficiencies may include but are not limited to:

- Tree Protection not in place at the start of construction.
- Tree Protection fencing damaged or down.
- Unauthorized removal of Tree Protection fencing.
- Contractor vehicles, or equipment or personal vehicles parking under trees.
- Any encroachment in Tree Protection fencing within the drip lines.
- Placement of any material within the Tree Protection fencing or tree drip lines.
- Damage to any tree.
- Unauthorized removal of trees.

The Contractor shall dispatch sufficient resources within 2 hours of notification to make needed corrections of deficiencies. If the Contractor fails to restore the required tree protection within the time limits specified above, the Engineer will impose a monetary deduction for each incident. This time period will begin with the time of notification to the Contractor and end with the Resident Engineer's acceptance of the corrections. For this project, the monetary deduction will be \$500 per occurrence. In addition, if the Contractor fails to respond, the Engineer may correct the deficiencies and the cost thereof will be deducted from monies due or which may become due the Contractor. This corrective action will in no way relieve the Contractor of his/her contractual requirements or responsibilities.

In the event that a tree is damaged by the Contractor's operation or personnel, the Contractor shall be responsible for repair or remediation of the damage as determined by the Engineer, and the Village of Lake Bluff. In the event that the damage to the tree is beyond repair and requires removal or the tree was mistakenly removed by the Contractor, the tree shall be replaced on a unit size for unit size basis, with the minimum acceptable size replacement trees of 5 units or greater.

The quality of the replacement tree shall be equivalent to the standards of the Village of Bluff. The cost of this work will be the responsibility of the Contractor.

The Contractor shall be required to hand dig within the drip line of trees to remain.

Perimeter Erosion Barrier, Modified

Work under this item must be performed in accordance with the applicable portions of Section 201 and 280 of the Standard Specifications and in accordance with the Standard details and special detail found on the plans, except as herein modified.

Description: This work must consist of constructing a temporary perimeter erosion barrier as shown on the plans or as directed by the Engineer through the use of silt filter fences in combination with temporary fencing. The perimeter erosion control barrier is intended to be used for both the protection of designated sensitive ravine areas, trees, shrubs and plant material from intrusions of work equipment, to delineate and protect the public from hazardous areas and to serve as the silt fence.

The Perimeter Erosion Barrier, Modified item must consist of furnishing and erecting a temporary fence and a silt fence at the locations shown on the plans, in accordance with the detail on the plans and as directed by the Engineer.

Temporary fence must be chain link fencing. The temporary fence must be a minimum of 1 m (4 ft) high with stakes or posts placed a maximum of 3 m (10 ft) apart. The silt filter fence shall be in accordance with Section 280 of the Standard Specifications. This item also includes the removal and disposal of the temporary fencing and posts when no longer required.

The protection of sensitive ravine areas is important on this project. When the Engineer is notified or determines a deficiency exists, he/she will be the sole judge as to the perimeter erosion barrier deficiency. Perimeter Erosion Barrier, Modified deficiencies may include but are not limited to:

- Perimeter Erosion Barrier, Modified not in place at the start of construction.
- Perimeter Erosion Barrier, Modified fencing damaged or down.
- Unauthorized removal of Perimeter Erosion Barrier, Modified fencing.
- Any encroachment in Perimeter Erosion Barrier, Modified fencing.
- Placement of any material over or outside of the Perimeter Erosion Barrier, Modified fencing .

The Contractor must dispatch sufficient resources within 2 hours of notification to make needed corrections of deficiencies. If the Contractor fails to restore the required Perimeter Erosion Barrier within the time limits specified above, the Engineer will impose a monetary deduction for each incident. This time period will begin with the time of notification to the Contractor and end with the Resident Engineer's acceptance of the corrections. For this project, the monetary deduction will be \$500 per occurrence. In addition, if the Contractor fails to respond, the Engineer may correct the deficiencies and the cost thereof will be deducted from monies due or which may become due the Contractor. This corrective action will in no way relieve the Contractor of his/her contractual requirements or responsibilities.

In the event that landscape or landscape elements outside of the Perimeter Erosion Barrier, Modified are damaged by the Contractor's operation or personnel, the Contractor must be responsible for repair or remediation of the damage as determined by the Engineer, the

appropriate Municipal Agency and/or the property owner. In the event that the damage to any trees are beyond repair and requires removal or trees was mistakenly removed by the Contractor, the trees must be replaced on a unit size for unit size basis, with the minimum acceptable size replacement trees of 5 units or greater. The quality of the replacement tree must be equivalent to the standards of the Illinois Department of Transportation. The cost of this work will be the responsibility of the Contractor.

Method of Measurement: PERIMETER EROSION BARRIER, MODIFIED will be measured for payment in feet in place.

Basis of Payment: The work must be paid for at the contract unit price per foot of PERIMETER EROSION BARRIER, MODIFIED. The contract unit prices must include all labor, material, and equipment required to complete the work as shown on the plans, standard details, and as specified.

Topsoil

This Special Provision amends the provisions of the Standard Specifications for Road and Bridge Construction, adopted January 1, 2002, and shall be construed to be a part thereof, superseding any conflicting provisions thereof applicable to the work under the contract.

Topsoil shall conform to the applicable requirements of Article 1081.05 (Topsoil and Compost) of the Standard Specifications except when tested for organic content, topsoil shall be between 1% and 10% as determined in accordance with AASHTO T-194 (Wet Combustion).

Seeding, Class 3, Special

This work shall be performed in accordance with Section 250 of the Standard Specifications except as herein modified.

The seeding mixture for Seeding Class 3, Special shall consist of the approximate following mixture:

Canada wild rye (<i>Elymus Canadensis</i>)	10%
Riverbank wild rye (<i>Elymus riparius</i>)	10%
Silky wild rye (<i>Elymus villosus</i>)	20%
Bottlebrush grass (<i>Hystrix patula</i>)	10%
Weak blue grass (<i>Poa languida</i>)	20%
Long awed wood grass (<i>Brachyelytrum erectum</i>)	20%
Wood reed grass (<i>Cinna arundinacea</i>)	10%

The mixture shall be sown at a rate of 150 pounds per acre.

Prior to purchase of seed, the Contractor shall submit the proposed manufacturer and seed mixture for approval by the Village of Lake Bluff and the Lake Bluff Open Lands Association.

Backfilling Storm Sewer Under Roadway

Effective: September 30, 1985

Revised: July 2, 1994

For storm sewer constructed under the roadway, backfilling methods two and three authorized under the provisions of Article 550.07 will not be allowed.

Sanitary Sewer, Ductile Iron, 16-inch

Sanitary Sewer, Ductile Iron, 20-inch

Description: This work consists of removing an existing sanitary sewer and furnishing and installing a new sanitary sewer at locations to essentially the same line and grade as shown on the plans and as directed by the Engineer. This work shall be performed in accordance with the applicable portions of Section 550 of the Standard Specifications, the Standard Specifications For Water & Sewer Main Construction In Illinois (latest Edition), and as herein specified.

Materials: The pipe shall be Class 52, ductile iron watermain grade pipe, surface (seal) coated and cement lined, with rubber ring mechanical type joints.

Ductile iron pipe shall conform to ANSI A 21.51 (AWWA C-151), class or thickness designed per ANSI A 21.50 (AWWA C-150), tar (seal) coated and cement lined per ANSI A 21.4 (AWWA C-104), with push on joints per AWWA C111 and C600.

Construction Requirements: The requirements of Section 550 of the Standard Specifications shall apply. All references to "storm sewer" in these articles shall be taken to mean "sanitary sewer".

The proposed sanitary sewer will replace an existing sanitary sewer in embankment and on an existing structural trestle crossing the ravine. The work shall include any necessary concrete or steel removals, attachment devices, tie downs, minor steel or concrete structural modifications to the existing trestle and other necessary and collateral work required for the installation of the sanitary sewer.

The work shall be carefully planned with regard to the matching of pipe openings to existing drain locations and the cutting of pipes for connections will be permitted in special cases, and where permitted shall be done in a manner satisfactory to and approved by the Engineer.

Flow in the sewers shall not be interrupted unless adequate provisions, approved by the Village of Lake Bluff, are made to continue service. A temporary flume pipe shall be installed at the end of each day between the existing and proposed sewers at locations where an existing sewer is being replaced. By-pass pumping of the line will be allowed during working hours.

Care must be taken to prevent mud, sand or other obstructing materials from entering the sewer. All such materials, which enter the sewer, must be removed and the sewer left clean and unobstructed upon completion of the work.

New opening or enlargements of existing openings in existing manholes that are required to accommodate the proposed storm sewers shall not be measured for payment but considered included in the cost of the sanitary sewer items.

Also included in the cost of this item is the removal and proper disposal of existing sanitary sewer pipe within the proposed sewer trench and on the existing trestle.

Unless otherwise directed by the Engineer, all excavated material not needed on the work shall be legally disposed of beyond the limits of the improvement within 24 hours.

Inspection of Sewers: In addition to the requirements of Section 550 for inspection of Storm Sewer, all sewers and sewer structures must be inspected by the Village of Lake Bluff prior to the final payment to the Contractor.

The final acceptance of the sewer shall also be based on the sewer videotape. All deficiencies exposed on the videotape shall be corrected by the Contractor within 30 calendar days of notification. All costs incurred by the Contractor to make the required repairs shall be borne solely by the Contractor.

The cost of videotaping of sewers shall be included with the cost of SANITARY SEWER, DUCTILE IRON, of the size indicated. The Contractor shall be required to re-videotape the sewer to verify that the deficiencies noted on any previous videotape have been corrected to the satisfaction of the Village of Lake Bluff. All costs to re-videotape the sewer, regardless of the number of times required, shall be borne solely by the Contractor.

Complete runs of sanitary sewers must also be air tested in accordance with applicable sections of the Standard Specifications for Water and Sewer Main Construction in Illinois, latest edition.

Method of Measurement: Sanitary sewers will be measured for payment in feet, in place.

Basis of Payment: This work will be paid for at the contract unit price per meter for SANITARY SEWER, DUCTILE IRON of the diameter shown, which price shall include the ductile iron pipe, all other materials and equipment necessary to install the sanitary sewer and all excavation except excavation in rock.

Manhole, Sanitary, 4-foot Diameter, Type 1 Frame, Closed Lid
Manhole, Sanitary, 5-foot Diameter, Type 1 Frame, Closed Lid

Description: This work consists of furnishing and installing a 4-foot or 5-foot diameter sanitary manhole with connections to existing sanitary sewer lines at the locations shown on the plans and as directed by the Engineer. This work shall be performed in accordance with Section 602 of the Standard Specifications, the Standard Specifications for Water and Sewer Main Construction in Illinois, latest edition and as herein specified.

The proposed manhole locations are in close proximity to an underground gas line and other underground utility elements. As part of this work the Contractor shall provide, install and remove any temporary sheeting, bracing, lining, and shoring necessary for the protection of these facilities.

Submittals: Prior to starting construction on this item, the Contractor shall submit working drawings showing his methods of construction and staging for approval. Working drawings shall be prepared by a structural engineer licensed in Illinois. The drawings shall include, but not be limited to, materials, dimensions and sizes of all structural supports, dimensions to locations of all utilities and details for their protection and support.

All temporary sheeting, bracing, lining, shoring and support devices shall be removed by the Contractor at the completion of the work.

Materials: Materials shall meet the requirements of Article 602.02 of the Standard Specifications. The manhole shall be furnished with a Type 1 frame with closed lid.

All manholes used on the project shall be pre-cast reinforced concrete only and must contain resilient connectors between the precast reinforced concrete manhole and the pipe, conforming to ASTM C 923.

In addition to the use of precast adjusting rings, all frames and castings shall be secured to the precast concrete units by means of an outside 'chimney seal'. The intent of the chimney seal is to stop external water from entering the manhole through the frame adjustment area. The chimney seal shall be placed on the outside of the structure by means of stainless steel bands or other approved methods.

Additional sanitary sewer pipe may be necessary to connect the manhole to existing sanitary sewer lines. The pipe shall be of equivalent inside diameter and material and any necessary suitable adaptor coupling devices shall be provided. The pipe and connections must be approved by the Village of Lake Bluff prior to installation. The Village of Lake Bluff must inspect each connection prior to backfilling. The cost of additional sanitary sewer pipe necessary to connect to the existing sanitary sewer system shall be included in the cost of the manholes.

Manufacturer's literature or shop drawings must be submitted for approval by the Village of Lake Bluff prior to ordering or installing adaptor couplings, chimney seals and other material.

The cost of the chimney seals, additional connection pipe, and couplings shall be included in the cost of MANHOLES, SANITARY, of the size specified on the plans.

Construction Requirements: The existing sanitary sewer lines shall remain in service during construction of the manhole and the Contractor shall maintain the flows using by-pass pumping as necessary. Temporary blocking of the existing line will not be allowed.

Method of Measurement: Sanitary manholes shall be measured for payment complete in place per each.

Basis of Payment: This work will be paid for at the contract unit price each, for MANHOLE, SANITARY, 4-FOOT DIAMETER, TYPE 1 FRAME, CLOSED LID or MANHOLE, SANITARY, 5-FOOT DIAMETER, TYPE 1 FRAME, CLOSED LID, which price shall be payment in full for furnishing all materials, including frame and lid, steps, and adjusting rings; maintaining flows; making connections to existing pipes; cutting, removing and satisfactorily disposing of existing sewer pipe; constructing poured benches; all excavation and backfilling; furnishing, installing and removing temporary sheeting, bracing, lining, shoring and support devices; and for all labor, tools, equipment and incidentals necessary to complete the work as specified.

Pipe Drain, 12-inch, (Special)

Description: This work shall be performed in accordance with Section 601 of the Standard Specifications except as herein modified.

The material for the pipe drains shall be High Density Polyethylene resin only in accordance with the requirements of ASTM-D-3350-98a with a cell classification of PE 345464C and shall have an SDR value of 21. The minimum pipe stiffness when tested in accordance with ASTM D-2414 shall be 46 pounds per square inch (psi). The pipe shall be resistant to natural Ultraviolet (UV) rays. Pipe fittings shall be manufactured to the same material specifications as the pipe drains.

All pipe and fittings shall be homogenous throughout and free of visible cracks, holes, foreign inclusions, blisters, dents, or other defects. Pipe and fittings shall be marked in accordance with applicable standards, via heat stamp indent print and shall be legible under normal handling and installation.

Pipe and fittings shall be joined together by means of thermal fusion per the pipe manufacturer's recommended procedures. No wall mismatches will be allowed.

Concrete thrust blocks shall be constructed at locations where pipe drains change slope down embankment and prior to entrance into the Concrete Headwall.

Concrete Headwalls shall be constructed in accordance with applicable portions of Section 503 and shall be cast-in-place only. No precast products will be allowed.

Method of Measurement: Pipe Drains will be measured will be measured for payment per foot, in place. Concrete Headwalls will be measured per each.

Basis of Payment: This work shall be paid for at the contract unit price, per foot, for PIPE DRAINS, 12-INCH (SPECIAL), complete and in place.

Concrete Headwall

This work shall be constructed in accordance with applicable portions of Section 503 of the Standard Specifications except as herein modified.

Basis of Payment: This work shall be paid for at the contract price, per each, for CONCRETE HEADWALLS, which price shall include necessary excavation, pipe, forming, reinforcement bars, concrete, clean up and disposal of material and all collateral and necessary items to complete the work as shown on the plans.

Aggregate, Special

Description: This work shall be performed in accordance with Section 402 of the Standard Specifications except as herein modified. The work shall consist of furnishing and placing decorative landscape aggregate surface at the locations shown on the plans.

Materials: Aggregate, Special shall be landscape aggregate generally known as 'Meremac' type stone, consisting of clean, washed gravel, generally free of fines and dust, 5/8-inch to 3/8-inch size. The color shall be a neutral grey.

Samples of the material must be provided to the Engineer and the Village of Lake Bluff for approval prior to ordering and delivery.

Method of Measurement: This work will be measured in tons of material used, based on certified scale weight tickets.

Basis of Payment: This work shall be paid for at the contract unit price, per ton, for AGGREGATE, SPECIAL.

Fine Aggregate for Portland Cement Concrete

Effective: September 30, 1985 Revised: November 1, 1996

The gradation of fine aggregate for Portland Cement Concrete shall conform to gradation FA 2 as called for under Article 1 003.02(c) of the Standard Specifications.

Traffic Control Plan

Effective: September 30, 1985 Revised: October 1, 1995

Traffic Control shall be in accordance with the applicable sections of the Standard Specifications, the Supplemental Specifications, the "Illinois Manual on Uniform Traffic Control Devices for Streets and Highways", any special details and Highway Standards contained in the plans, the Traffic Specifications and the Special Provisions contained herein.

Special attention is called to Article 107.09 of the Standard Specifications and the following Highway Standards, Details, Quality Standard for Work Zone Traffic Control Devices, Recurring Special Provisions and Special Provisions contained herein, relating to traffic control.

The Contractor shall contact the District One Bureau of Traffic at least 72 hours in advance of beginning work.

STANDARDS

701801, 702001, BLR21-6

DETAILS

Detour Plan

SPECIAL PROVISIONS

Maintenance of Roadways
Traffic Control Plan
Work Zone Traffic Control (Lump Sum Payment)

Work Zone Traffic Control (Lump Sum Payment)

Effective: February 1, 1996 Revised: November 1, 1996

Specific traffic control plan details and Special Provisions have been prepared for this contract.

Method of Measurement: All traffic control (except traffic control pavement marking) indicated on the traffic control plan details and specified in the Special Provisions will be measured for payment on a lump sum basis. Traffic control pavement markings will be measured per meter (foot).

Basis of Payment: All traffic control and protection will be paid for at the contract lump sum price for TRAFFIC CONTROL AND PROTECTION (SPECIAL). This price shall be payment in full for all labor, materials, transportation, handling and incidental work necessary to furnish, install, maintain and remove all traffic control devices required as indicated in the plans and as approved by the Engineer.

Pipe Underdrains, 6-inch (Special)

Description:

This work shall consist of the construction pipe underdrains in accordance with the applicable portions of Section 601 of the Standard Specifications and as detailed in the plans. The pipe underdrain (special) will be used for outletting pipe underdrains from behind the abutments and retaining walls to concrete headwalls.

Materials:

The pipe material shall meet the requirements of Section 601.02 of the Standard Specifications for pipe underdrains (special)

Method of Measurement:

PIPE UNDERDRAINS, 6" (SPECIAL) will be measured for payment in feet in place in accordance with Section 601.07 of the Standard Specifications.

Basis of Payment:

This work will be paid for at the contract unit price per square yard for PIPE UNDERDRAINS, 6" (SPECIAL) in accordance with Section 601.08 of the Standard Specifications.

Bridge Approach Pavement (Special)

Description:

This work shall consist of the construction of the bridge approach pavements in accordance with the applicable portions of Section 420 of the Standard Specifications and as detailed in the plans.

Materials:

The coarse aggregate shall conform to the following requirements:

- Coarse aggregate shall be Gradation CA 7, CA 11 or CA 13, meeting the requirements of 1004.01 of the Standard Specifications.

The concrete for the sidewalks shall be of the same mix as used for the bridge approach pavement.

Method of Measurement:

BRIDGE APPROACH PAVEMENT (SPECIAL) will be measured for payment in square yards in accordance with Section 420.22 of the Standard Specifications. The volume of concrete for the sidewalks shown on the approach slabs will not be measured separately for payment but included in the price of BRIDGE APPROACH PAVEMENT (SPECIAL). This volume of concrete is provided for on the plans.

Basis of Payment:

This work will be paid for at the contract unit price per square yard for BRIDGE APPROACH PAVEMENT (SPECIAL) which price includes payment in full for tie bars, preformed joint seal, polyethylene bond breaker, granular subbase, reinforcement bars (in the approach slab, sidewalk and barrier wall that is mounted on the sidewalk), the concrete pad (including reinforcement and excavation), improved subgrade and all other items necessary to complete this item of work.

Concrete Structures, Special

Description:

This work shall consist of the construction of cast-in-place concrete for the abutments, piers and retaining walls. The work shall be done in accordance to applicable portions of Section 503 of the Standard Specifications and these special provisions.

Materials:

The concrete shall conform to the following requirements:

- The concrete shall contain at least 5.76 cwt/c.y. of Type I, Portland Cement.
- The concrete shall be air entrained in accordance with the Standard Specifications.
- Coarse aggregate shall be Gradation CA 11 or CA 13, meeting the requirements of 1004.01 of the Standard Specifications.

At the option of the Contractor a superplasticizing admixture may be added in accordance with the "Illinois Department of Transportation Concrete Proportioning Manual."

At the option of the Contractor, a variation of the mix design may be submitted to IDOT for review and approval of the Engineer.

The Contractor shall notify the Engineer at least 40 hours prior to placing concrete.

Method of Measurement:

All concrete will be measured for payment in accordance with Article 503.21 of the Standard Specifications.

Basis of Payment:

Concrete for cast in place structures will be paid for at the contract unit price per cubic yard for CONCRETE STRUCTURES, SPECIAL.

Architectural Concrete

Description:

This work shall consist of constructing cast-in-place walls with exposed aggregate concrete at locations as shown on the plans or as directed by the Engineer. This work shall be done in accordance with Section 503 of the Standard Specifications except as modified herein.

General References:

- American Society for Testing and Materials (ASTM)
- C94 Specification for Ready-Mixed Concrete
 - C143 Test Method for Slump of Hydraulic Cement Concrete
 - C150 Specification for Portland Cement
 - C260 Specification for Air-Entraining Admixtures for Concrete
 - C494 Specification for Chemical Admixtures for Concrete

Submittals:

Prior to execution, submit to the Engineer for approval of the following.

Product Data: Submit product data for the following materials and items: Admixtures, patching compounds, sealants, surface retarders for vertical wall applications..

Quality Assurance:

- A. Mock-up Panels: Prepare one mock-up panel at the project site to demonstrate proficiency of the workmen, and define the degree of aggregate exposure. The panels shall be cast vertical and shall be a minimum of 3'-6" x 5'-0". Contractor shall use the methods and materials proposed for used on the final installation. Uniformity in appearance of each panel shall be the responsibility of the Contractor. The approved mock-up shall serve as a standard of appearance for the final work.

Products:

- A. Form Coatings: Provide commercial formulation form-coating compounds that will not bond with, stain, nor adversely affect concrete surfaces, and will not impair subsequent treatments of concrete surfaces. The concrete surface retarder shall be that which can specifically be placed on vertical applications and that can create the desired exposed aggregate finish. Sources of the chemical retarder include Masterbuilders MBT Hi-V and Euclid Chemical Formula F or approved equal.
- B. Form Ties: Provide factory-fabricated, adjustable-length, removable or snap off metal form ties, designed to prevent form deflection, and to prevent spalling concrete surfaces upon removal.
 - l. Unless otherwise indicated, provide ties so portion remaining within concrete after removal is at least 1/2 inch inside concrete for steel ties and 1/4 inch for wire ties.

2. Unless otherwise indicated, provide form ties, which will not leave holes larger than 1-inch diameter in concrete surface.

Concrete Materials:

- A. Portland Cement: ASTM C150 Types I-II and III, "Low-Alkali" cement, unless otherwise specified.
- B. Coarse Aggregates: See "Concrete Mix Design" below.
- C. Water: Potable, clean, fresh, free from oil, acid, organic matter or other deleterious substances.
- D. Admixtures: All admixtures shall be specified in the mix design.
 1. Air-Entraining Admixture: ASTM C260
 2. Water-Reducing Admixture: ASTM C494, Type A.
 3. Water-Reducing, Retarding Admixture: ASTM C494, Type D.
 4. Chloride-containing admixtures are not permitted.

Related Materials:

- A. Liquid Membrane-Forming Curing Compound: ASTM C309, Type I or I-D, Class A.
- B. Chemical Hardener: Hardener shall be a colorless, aqueous solution of zinc or magnesium fluosilicate. Approved proprietary hardeners shall be delivered ready for use in the manufacturer's original containers.

Concrete Mix Design:

- A. General: Provide "Ready-Mixed" concrete, unless otherwise approved or specified; in accordance with ASTM C94. Concrete should meet the following criteria.
 1. Compressive Strength: Minimum 3,500 psi strength at 28 days.
 2. Concrete shall be gap-graded with weathered rounded coarse aggregate with 45 to 48 percent matrix.
 3. Water/Cement Ratio: Not greater than 0.55 by weight.
 4. Slump: of 3 inches.
 5. Air content: Between 4-1/2 % and 7-1/2%.
- B. Admixtures
 1. Use water-reducing admixture in all concrete.
 2. Use air-entraining admixture in exterior exposed concrete.
- C. In order to achieve the desired texture, the composition of the concrete shall match as closely as possible Gray 116 retarded finish as provided by ACP International on their website at, <http://www.exposedaggregateconcrete.com/menu.htm>. The website also includes the type of fine and coarse aggregate required to achieve the desired appearance.

Placing Concrete:

- A. Notify the Engineer at least 40 hours prior to placing concrete.
 1. Place Ready-Mix concrete within specified time after batching.

Below 40 degrees F (4 degrees C)	See Cold Weather Placing
40 - 85 degrees F (4 - 29 degrees C)	90 minutes

86 - 90 degrees F (30 - 32 degrees C)	75 minutes
Above 90 degrees F (32 degrees C)	60 minutes

Concrete exceeding delivery time may be rejected by the Engineer.

2. Adding Water: Do not add water after initial introduction of mixing water for batch except when slump of concrete is less than that specified upon arrival at job site, and maximum water/cement ratio for mix has not been exceeded.
 - a. Notify the Engineer before adding any water.
 - b. Add water to bring slump within specified limits. Turn drum at least 30 additional revolutions at mixing speed. Do not add water to batch at any later time.
 - c. Insure that concrete strength meets specified requirements, and water does not exceed maximum amount specified in CONCRETE MIX DESIGN.
3. Concrete is to be placed such that the concrete level rises uniformly. Vibrating or shoveling concrete will adversely affect the performance of the concrete surface retarder.

Concrete Finishing:

- A. General: Do not use tools such as jitterbugs that force the aggregate away from surface.
- B. Exposing Aggregate: Proceed according to the manufacturers recommendations for the applied concrete surface retarder with regard to application and form removal. The exposed concrete surface shall be flushed with a stream of water and/or scrubbing with a stiff brush to create the specified appearance. Use the same method of exposure throughout the job.
- C. Liquid Chemical Hardener Finish: Apply chemical hardener finish after complete curing and drying of the concrete surface.
 1. Dilute liquid hardener with water, and apply in three (3) coats; first coat, 1/3 strength; second coat, 1/2 strength; third coat, 2/3 strength. Evenly apply each coat, and allow 24 hours for drying between coats.
 2. Apply proprietary chemical hardeners, in accordance with manufacturer's printed instructions.
 3. After final coat of chemical hardener solution is applied and dried, remove surplus hardener by scrubbing and mopping with water.

Concrete Surface Repairs:

- A. Patching Defective Areas: Immediately cut out honeycomb, rock pockets, voids over 1/4 inch in any dimension, and holes left by tie rods and bolts, down to solid concrete but, in no case to a depth of less than one (1) inch.
 1. Cut edges perpendicular to concrete surface.
 2. Thoroughly clean, dampen with water, and brush coat area to be patched with neat cement grout or proprietary bonding agent before placing cement mortar or proprietary patching compound.
- B. Remove and replace concrete with defective surfaces if defects cannot be repaired to satisfaction of the Engineer.
 1. Surface defects include color and texture irregularities, cracks, spalls, air bubbles, honeycomb, rock pockets, fins and other projections on surface, and stains and other discolorations that cannot be removed by cleaning.
 - a. Dampen concrete surfaces in contact with patching concrete and brush with neat cement grout, or apply concrete bonding agent.

- b. Mix patching concrete of same materials to provide concrete of same type of class as original concrete.
- c. Place, compact and finish to blend with adjacent finished concrete. Cure in the same manner as adjacent concrete.

Basis of Payment:

This work will be paid for at the Contract unit price of cubic yard for ARCHITECTURAL CONCRETE which payment shall be full compensation for the work described herein, as shown on the plans and as directed by the Engineer.

Coating Systems for Concrete

Description:

This work shall include coating systems for concrete to be used on exposed concrete surfaces including bridge abutments, wingwalls, piers, deck fascia and fascia beams as indicated herein and on the plans.

The material and construction requirements that apply to cleaning and painting concrete shall be according to the applicable portion or Sections 1008 of the Standard Specifications except as modified herein.

General References:

ASTM D 16 - Terminology Relating to Paint, Varnish, Lacquer, and Related Products.

Definitions:

Definitions of Painting Terms: ASTM D 16, unless otherwise specified.

Dry Film Thickness (DFT): Thickness of a coat of paint in fully cured state measured in mils 0.025mm (1/1000 inch).

Submittals:

Prior to execution, submit to the Engineer for approval of the following.

- A. Product Data: Submit manufacturer's product data for each coating, including generic description, complete technical data, surface preparation, and application instructions.
- B. Color Samples: Submit manufacturer's color samples showing full range of standard colors.
- C. Manufacturer's Quality Assurance: Submit manufacturer's certification that coatings comply with specified requirements and are suitable for intended application.
- D. Applicator's Quality Assurance: Submit list of a minimum of 3 completed projects of similar size and complexity to this Work. Include for each project:
 - a. Project name and location.
 - b. Name of owner.
 - c. Name of contractor.
 - d. Name of architect.
 - e. Name of coating manufacturer.
 - f. Approximate area of coatings applied.

- g. Date of completion.
E. Warranty: Submit manufacturer's standard warranty.

Quality Assurance:

Manufacturer's Qualifications:

1. Specialize in manufacture of coatings with a minimum of 10 years successful experience.
2. Able to demonstrate successful performance on comparable projects.
3. Single Source Responsibility: Coatings and coating application accessories shall be products of a single manufacturer.

Applicator's Qualifications:

1. Experienced in application of specified coatings for a minimum of 5 years on projects of similar size and complexity to this Work.
2. Applicator's Personnel: Employ persons trained for application of specified coatings.

Pre-application Meeting: Convene a pre-application meeting 2 weeks before start of application of coating systems. Require attendance of parties directly affecting work of this section, including Contractor, Engineer, Architect, applicator, and manufacturer's representative. Review the following:

1. Environmental requirements.
2. Protection of surfaces not scheduled to be coated.
3. Surface preparation.
4. Application.
5. Repair.
6. Field quality control.
7. Cleaning.
8. Protection of coating systems.
9. One-year inspection.
10. Coordination with other work.

Delivery, Storage, and Handling:

Delivery: Deliver materials to site in manufacturer's original, unopened containers and packaging, with labels clearly identifying:

1. Coating or material name.
2. Manufacturer.
3. Color name and number.
4. Batch or lot number.
5. Date of manufacture.
6. Mixing and thinning instructions.

Storage:

1. Store materials in a clean dry area and within temperature range in accordance with manufacturer's instructions.
2. Keep containers sealed until ready for use.
3. Do not use materials beyond manufacturer's shelf life limits.

Handling: Protect materials during handling and application to prevent damage or contamination.

Environmental Requirements:

Weather:

1. Air and Surface Temperatures: Prepare surfaces and apply and cure coatings within air and surface temperature range in accordance with manufacturer's instructions.
2. Surface Temperature: Minimum of 5 degrees F (3 degrees C) above dew point.
3. Relative Humidity: Prepare surfaces and apply and cure coatings within relative humidity range in accordance with manufacturer's instructions.
4. Precipitation: Do not prepare surfaces or apply coatings in rain, snow, fog, or mist.
5. Wind: Do not spray coatings if wind velocity is above manufacturer's limit.

Ventilation: Provide ventilation during coating evaporation stage in confined or enclosed areas in accordance with manufacturer's instructions.

Dust and Contaminants:

1. Schedule coating work to avoid excessive dust and airborne contaminants.
2. Protect work areas from excessive dust and airborne contaminants during coating application and curing.

Products:

Tnemec Company Incorporated, 6800 Corporate Drive, Kansas City, Missouri 64120-1372. Toll Free (800) 863-6321. Local phone (708) 387-0305. Fax (708) 387-7941 or approved equal.

1. Consult Tnemec "Masonry Coatings Guide Specifications" for product information.
2. The appropriate Tnemec system may vary depending on exposure temperatures. Consult Tnemec Company Incorporated listed above for specific recommendations.

Written approval by Engineer shall be obtained prior to ordering and application of paints and stains.

Coating Systems for Ornamental Concrete -- Exterior Exposure

Atmospheric, Chemical, Physical Abuse, UV Exposure.

1. System Type: Methylmethacrylate copolymer acrylic.
2. Surface Preparation: Surfaces to be treated shall be sound, dry, and free of cracks, dirt, oils, or other contamination.
3. Field Finish Coat: Chemprobe Conformal Stain or approved equal. Square foot coverage of 150 to 200 sq.ft/gallon.
4. Finish Color: RAL color 6003 or approved equal for the fascia beams; Tnemec color Cloud 57BR or approved equal for the substructure and deck fascia.

The Contractor shall ensure that the color of the coating system for the fascia beams matches with the color of the powder coat used for the Ornamental Railing as specified in the Special Provision "ORNAMENTAL RAILING", contained in these Specifications prior to coating. Color samples shall be submitted to the Engineer for approval.

Accessories:

Coating Application Accessories:

1. Accessories required for application of specified coatings in accordance with manufacturer's instructions, including thinners.
2. Products of coating manufacturer.

Examination:

Examine areas and conditions under which coating systems are to be applied. Notify the Engineer of areas or conditions not acceptable. Do not begin surface preparation or application until unacceptable areas or conditions have been corrected.

Protection of Surfaces not scheduled to be Coated:

Protect surrounding areas and surfaces not scheduled to be coated from damage during surface preparation and application of coatings.

Immediately remove coatings that fall on surrounding areas and surfaces not scheduled to be coated.

Surface Preparation of Concrete:

Prepare steel surfaces in accordance with manufacturer's instructions.

Ensure surfaces are dry.

Exterior Concrete Surfaces: Surface shall be sound, dry, and free of cracks, dirt, oils, or other contamination.

Application:

Apply coatings in accordance with manufacturer's instructions.

Mix and thin coatings, including multi-component materials, in accordance with manufacturer's instructions.

Keep containers closed when not in use to avoid contamination.

Do not use mixed coatings beyond pot life limits.

Use application equipment, tools, pressure settings, and techniques in accordance with manufacturer's instructions.

Uniformly apply coatings at spreading rate required to achieve specified DFT.

Apply coatings to be free of film characteristics or defects that would adversely affect performance or appearance of coating systems.

Repair:

Materials and Surfaces Not Scheduled To Be Coated: Repair or replace damaged materials and surfaces not scheduled to be coated.

Damaged Coatings: Touch-up or repair damaged coatings. Touch-up of minor damage shall be acceptable where result is not visibly different from adjacent surfaces. Recoat entire surface where touch-up result is visibly different, either in sheen, texture, or color.

Coating Defects: Repair in accordance with manufacturer's instructions coatings that exhibit film characteristics or defects that would adversely affect performance or appearance of coating systems.

Field Quality Control:

Inspector's Services:

1. Verify coatings and other materials are as specified.
2. Verify surface preparation and application are as specified.
3. Coating Defects: Check coatings for film characteristics or defects that would adversely affect performance or appearance of coating systems.
4. Report:
 - a. Submit written reports describing inspections made and actions taken to correct nonconforming work.
 - b. Report nonconforming work not corrected.
 - c. Submit copies of report to Engineer and Contractor.

Manufacturer's Field Services: Manufacturer's representative shall provide technical assistance and guidance for surface preparation and application of coating systems.

Cleaning:

Remove temporary coverings and protection of surrounding areas and surfaces.

Protection of Coating Systems:

Protect surfaces of coating systems from damage during construction.

One-Year Inspection:

Owner will set date for one-year inspection of coating systems.

Inspection shall be attended by Owner, Contractor, Engineer, Architect, and manufacturer's representative.

Repair deficiencies in coating systems as determined by Engineer in accordance with manufacturers instructions.

Basis of Payment:

This work will be paid for at the Contract unit price of square foot for COATING SYSTEMS FOR CONCRETE which payment shall be full compensation for the work described herein and as directed by the Engineer.

Form Liner Textured Surface

Description:

This item consists of all labor and materials required to provide a stone faced finish to cast-in-place concrete surfaces as specified on the plans, by the use of suitable form liners.

The stone faced pattern shall be similar to a 12-inch x 24-inch running bond block surface. The form liner used and the pattern shall be approved by the Engineer before commencing work.

All concrete shall be furnished and placed in accordance with the normal requirements of Section 503 of the Standard Specifications as applicable, except as hereinafter specified for surfaces requiring a stone faced finish.

The Contractor shall take special care to maintain the specified clearance of reinforcement bars from the concrete surface of the finish. The nominal dimensions as shown on the plans should be taken as being the maximum indentation to be allowed. Form ties shall be of the "snap tie" type with sufficient break-back so the holes can be plugged.

In order to establish procedures to achieve a finish satisfactory to the Engineer, the Contractor shall submit to the Engineer for approval 2- 4 foot x 4 foot sample panels prior to casting the project member or unit. The sample panel shall be cast in a vertical position using the concrete mix and aggregate proposed for use in the work. One sample panel will be of a flat wall, the second will be on a radius to match one of the walls that is to receive the finish. Concreting operations and stripping of forms in preparation of the sample panels shall follow actual work procedures insofar as practical. In any event the approved panels shall be used as the control for the appearance of the finished work and work unsatisfactory to the Engineer shall be corrected or redone as required by the Engineer.

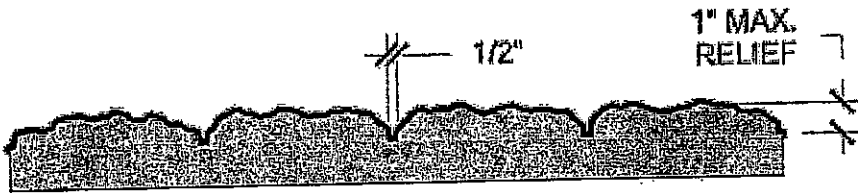


Method of Measurement:

Texturing will be measured in place and the area computed in square yard. The dimensions used to compute the area of textured surface will be those dimensions dedicated on the Plan or directed by the Engineer, which outline Plan areas. Measurement will not be on actual surface area of entire wall.

Basis of Payment:

The work will be paid for at the contract unit price per square yard for FORM LINER TEXTURED SURFACE.

Formliners - Stone: Greenstreak Catalog Item: 329UL or approved equal
- Stone - 12 x 24 inch Running Bond Ashlar



Ornamental Railing

Description:

This work shall consist of the labor, materials and equipment required to furnish and install the members of the ornamental railing as shown on the plans and as described in this Special Provision. Work under this item shall be in accordance with Section 509 of the Standard Specifications and as specified herein.

Materials:

The materials shall meet the following requirements:

	Section
Structural Steel	1006.04
High Strength Steel Bolts, Nuts and Washers	1006.08
Bolts, Cap Screws and Nuts	1006.07
Nonshrink Grout	1024.01

Hollow structural sections shall conform to the requirements of ASTM Designation A 500, Grade B, Structural Steel Tubing and shall meet the longitudinal CVN requirements of 15 ft-lbs at 0° F.

The infill shall be a wire grid made of steel wire 10 gauge with a mesh size 2 inches x 2 inches. All welding shall be ANSI/AWS D1.1.

Powder Coat Info - Material shall be polyester powder coated steel. The polyester coating shall be 1) phosphate treatment, 2) oven drying prior to coating, 3) electrostatic application of polyester powder, 4) thermohardening by 450 degrees for 20 minutes. The manufacturer shall provide a 10-year limited warranty against cracking, peeling or blistering. Powder shall be Matte Black polyester resin (TGIC) material as produced by Tiger Drylac, Morton Powder Coatings, Spraylat Corporation, or an approved equal. The top coat of the powder coated components shall match RAL Color 6003 or approved equal.

Minimum performance characteristics of the powder coating shall be:

1. Salt Spray Resistance: When tested in accordance with ASTM B117, in a scored condition, exhibit no undercutting after 500 hours in 5 percent salt spray testing at 95 degrees F and 95 percent relative humidity. No rusting or blistering on panel face. Under the same conditions after 1000 hours, the panels show less than 3/16 inch undercutting.
2. Weatherability: When tested in accordance with ASTM D822, with one year exposure in South Florida, with panels facing south and tilted at a 45 degree angle, a high gloss white polyester coating retains 88 percent of its gloss (gloss reading obtained on washed panels). No film failure.
3. Hardness: 2 H (min) when measured in accordance with ASTM D3363.
4. Direct Impact: Up to 160 in./lbs. when measured in accordance with ASTM D2794.

Construction Methods:

Shop drawings shall be prepared showing fabrication and installation of railing, including plans, elevations, sections, and details of components and attachments. The Engineer shall receive samples for verification of the type of exposed finish required. The Contractor shall submit

representative samples of the completed powder coating to the Engineer for approval prior to the start of work.

All components of the ornamental railing shall be shall be galvanized and then powder coated prior to erection. Prior to the start of work, the Contractor shall submit a detailed galvanizing and powder-coating plan to the Engineer for approval. The bolt hardware shall be coated in the field after rail assembly. The color of the coating shall match the railing and be suitable for exterior exposure on galvanized surfaces.

Preparation of galvanized steel surfaces and powder coat application and curing shall be in accordance with the powder coating manufacturer's recommendations. Prior to the start of work, the surface preparation, application, and curing requirement and technique(s) shall be furnished to the Engineer for approval. If deemed necessary by the Engineer, the Contractor shall demonstrate the proposed surface preparation, application and curing technique(s).

During handling and installation of the ornamental railing, the powder coating should be protected from damage.

Avoid unnecessary field cutting, drilling, and welding of powder coated railing components. If damaged during handling and installation or if is necessary to cut, drill, or otherwise modify components in the field, the powder coating shall be repaired in accordance with the powder coating manufacturer's recommendations. The Contractor shall submit to the Engineer a detailed repair plan prior to the start of work.

The Contractor shall ensure prior to coating, that the color of the top coat for the railing system matches the color of the coating system used for the fascia beams as specified in the Special Provision "COATING SYSTEMS FOR CONCRETE" contained in these Specifications. Color samples shall be submitted to the Engineer for approval.

Method of Measurement:

The railing will be measured for payment per foot and shall be the overall length along the top horizontal rail element through all posts and gaps.

Basis of Payment:

The work will be paid for at the contract unit price per foot for ORNAMENTAL RAILING, which includes all labor, materials, fabrication, transportation, equipment, and erection for completing the work as described.

DRILLED SHAFTS

Effective: May 1, 2001

Revised: February 7, 2005

Description. This work shall consist of all labor, materials, equipment and services necessary to complete the drilled shaft installation according to the details and dimensions shown on the plans, this specification and as directed by the Engineer.

Submittals. The Contractor shall submit the following:

(a) Qualifications. At the time of the preconstruction conference, the Contractor shall provide the following documentation:

(1) A list containing at least 3 projects completed within the 3 years prior to this project's bid date which the Contractor performing this work has installed drilled shafts of similar diameter, length and site conditions to those shown in the plans. The list of projects shall contain names and phone numbers of owner's representatives who can verify the Contractor's participation on those projects.

(2) Name and experience record of the drilled shaft supervisor, responsible for all facets of the shaft installation, and the drill operator(s) who will be assigned to this project. The supervisor and driller shall each have a minimum of 3 years experience in the construction of drilled shafts.

(3) A signed statement that the drilled shaft supervisor has inspected both the project site and all the subsurface information available. In addition to the subsurface information in the contract documents, rock core specimens and/or geotechnical reports, when available, should be requested for evaluation.

(b) Installation Procedure. A submittal detailing the installation procedure will be required for all drilled shafts, unless directed otherwise by the Engineer. The Contractor, meeting the above qualifications, shall prepare the installation procedure, addressing all items shown below and will be responsible for directing all aspects of the shaft construction. The installation procedure shall be submitted to the Engineer at least 45 days prior to drilled shaft construction and shall address each of the following items:

(1) List of proposed equipment to be used including cranes, drill rigs, augers, belling tools, casing, core barrels, bailing buckets, final cleaning equipment, slurry equipment, tremies or concrete pumps, etc.

(2) Details of the overall construction operation sequence, equipment access, and the sequence of individual shaft construction within each substructure bent or footing group. The submittal shall address the Contractor's proposed time delay and/or the minimum concrete strength necessary before initiating a shaft excavation adjacent to a recently installed drilled shaft.

(3) A step by step description of how the Contractor anticipates the shaft excavation to be advanced based on their evaluation of the subsurface data and conditions expected to be encountered. This sequence shall note the method of casing advancement, anticipated casing lengths, tip elevations and diameters, the

excavation tools used and drilled diameters created. The Contractor shall indicate whether wet or dry drilling conditions are expected or if the water table will be sealed from the excavation.

(4) When slurry is proposed, details covering the measurement and control of the hardness of the mixing water, agitation, circulation, de-sanding, sampling, testing and chemical properties of the slurry shall be submitted.

(5) Method(s) and sequence proposed for the shaft cleaning operation as well as recommendations on how the shaft excavation will be inspected under the installation conditions anticipated.

(6) Details of reinforcement placement including cage centralization devices to be used and method to maintain proper elevation and plan location of cage within the shaft excavation during concrete placement. The method(s) of adjusting the cage length if rock is encountered at an elevation other than as estimated in the plans.

(7) Details of concrete placement including proposed operational procedures for free fall, tremie or pumping methods. The sequence and method of casing removal shall also be stated along with the top of pour elevation, and method of forming through water above streambed.

(8) The proposed concrete mix design(s).

The Engineer will evaluate the drilled shaft installation plan and notify the Contractor of acceptance, or if additional information is required, or if there are concerns with the installation's effect on the existing or proposed structure(s).

Materials. The materials used for the construction of the drilled shaft shall satisfy the following requirements:

(a) The drilled shaft portland cement concrete shall be according to Section 1020, except the mix design shall be as follows:

(1) A Type I or II cement shall be used at 395 kg/cu m (665 lb/cu yd). When specified in the plans that soil and ground water sulfate contaminates exceed 500 parts per million, a Type V cement shall be required.

(2) Class C or F fly ash may replace Type I or II cement. The cement replacement shall not exceed 15 percent by mass (weight) at a minimum replacement ratio of 1.5:1. The fly ash shall not be used in combination with ground granulated blast-furnace slag.

(3) Grade 100 or 120 ground granulated blast-furnace slag may replace Type I or II cement. The cement replacement shall not exceed 25 percent by mass (weight) at a minimum replacement ratio of 1:1. The ground granulated blast-furnace slag shall not be used in combination with fly ash.

(4) The maximum water/cement ratio shall be 0.44.

- (5) The mortar factor shall be a value which produces a coarse aggregate content comprising between 55 and 65 percent of total aggregate by mass (weight).
- (6) The slump at point of placement shall be 175 mm \pm 25 mm (7 \pm 1 in.). If concrete is placed to displace drilling fluid, or against temporary casing, the slump shall be 200 mm \pm 25 mm (8 \pm 1 in.) at point of placement. The concrete mix shall be designed to remain fluid throughout the anticipated duration of the pour plus 1 hour.
- (7) An air entraining admixture shall be required and the air content range shall be 4.0 to 7.0 percent.
- (8) The minimum compressive strength shall be 27,500 kPa (4000 psi) at 14 days. The minimum flexural strength shall be 4,650 kPa (675 psi) at 14 days.
- (9) A retarding admixture shall be required.
- (10) A water-reducing or high range water-reducing admixture shall be required.
- (11) An accelerating admixture may be used with the permission of the Engineer in extraordinary situations.
- (12) The coarse aggregate shall be a CA 13, CA 14, CA 16 or a blend of these gradations. The fine aggregate shall consist of sand only according to Article 1003.01(a).

At the Engineers discretion, and at no additional cost to the Department, the Contractor may be required to conduct a minimum 0.76 cu m (1 cu yd) trial batch to verify the mix design.

- (b) The sand-cement grout mix used to fill any visible gaps, which may exist between the permanent casing and either the drilled excavation or temporary casing, shall be as follows:
 - (1) A Type I or II cement shall be used at 110 kg/cu m (185 lb/cu yd). When specified in the plans that soil and ground water sulfate contaminates exceed 500 parts per million, a Type V cement shall be required. The cement shall be according to Section 1001.
 - (2) The fine aggregate shall be according to Articles 1003.01 and 1003.02.
 - (3) The water shall be according to Section 1002.
 - (4) The maximum water shall be sufficient to provide a flowable mixture with a typical slump of 254 mm (10 in.).
- (c) Reinforcement shall be according to Section 508 of the Standard Specifications.
- (d) Drilling slurry, when required, shall consist of a polymer or mineral base material. Mineral slurry shall have both a mineral grain size that will remain in suspension with sufficient viscosity and gel characteristics to transport excavated material to a suitable screening system. The percentage and specific gravity of the material used to make the suspension

shall be sufficient to maintain the stability of the excavation and to allow proper concrete placement. For polymer slurry, the calcium hardness of the mixing water shall not exceed 100 mg/L.

(e) Permanent casing, when required, shall be fabricated from steel satisfying ASTM A252 Grade 2, produced by electric seam, butt, or spiral welding to satisfy the outside diameter(s) and lengths shown in the contract plans or as shown in the Contractor's installation procedure. The minimum wall thickness shall be as required to resist the anticipated installation and dewatering stresses, as determined by the Contractor, but in no case less than 6 mm (1/4 in.).

Equipment. The drilling equipment shall have adequate capacity, including power, torque and down thrust, to create a shaft excavation of the maximum diameter specified to a depth of 20 percent beyond the depths shown on the plans. Standby equipment of sufficient capacity shall be available so that there will be no delay in placing of the concrete once the operation has started. Concrete equipment shall be according to Article 1020.03 of the Standard Specifications.

Construction Requirements. Excavation for drilled shaft(s) shall not proceed until written authorization is received from the Engineer. The Contractor shall furnish an installation log for each shaft installed. Excavation by blasting shall not be permitted unless authorized in writing by the Engineer.

No shaft excavation shall be made within 4 shaft diameters center to center of a shaft with concrete that has a compressive strength less than 10,342 kPa (1500 psi) unless otherwise approved in the Contractor's installation procedure. The site-specific soil strengths and installation methods selected will determine the actual required minimum spacing, if any, to address vibration and blow out concerns.

Materials removed or generated from the shaft excavations shall be disposed of by the Contractor according to Article 202.03 of the Standard Specifications.

The Contractor's methods and equipment shall be suitable for the anticipated conditions and the following requirements noted below:

(a) Construction Tolerances. The following construction tolerances shall apply to all drilled shafts unless otherwise stated in the contract documents:

- (1) The center of the drilled shaft shall be within 75 mm (3 in.) of the plan station and offset at the top of the shaft.
- (2) The center of the reinforcement cage shall be within 38 mm (1 1/2 in.) of plan station and offset at the top of the shaft.
- (3) The out of vertical plumbness of the shaft shall not exceed 1.5 percent.
- (4) The out of vertical plumbness of the shaft reinforcement cage shall not exceed 0.83 percent.
- (5) The top of the reinforcing steel cage shall be no more than 25 mm (1 in.) above and

no more than 75 mm (3 in.) below the plan elevation.

(6) The top of the shaft shall be no more than 25 mm (1 in.) above and no more than 75 mm (3 in.) below the plan elevation.

(7) Excavation equipment and methods used to complete the shaft excavation shall have a nearly planar bottom. The cutting edges of excavation equipment used to create the bottom of shafts in rock shall be normal to the vertical axis of the shaft within a tolerance of 6.25 percent.

(b) Construction Methods. The construction of drilled shafts may involve the use of one or more of the following methods to support the excavation during the various phases of shaft drilling, cleaning and concrete placement dependent on the site conditions encountered. The following are general descriptions indicating the conditions when these methods may be used:

(1) Dry Method. The dry method consists of drilling the shaft excavation, removing accumulated water and loose material from the excavation, placing the reinforcing cage, and concrete in a predominately dry excavation. This method shall be used only at sites where the groundwater and soil conditions are suitable to permit the drilling and dewatering of the excavation without causing excessive water infiltration, boiling, squeezing, or caving of the shaft side walls. This method allows the concrete placement by tremie or concrete pumps, or if the excavation can be dewatered, the concrete can be placed by free fall within the limits specified for concrete placement.

(2) Wet Method. The wet construction method may be used at sites where dewatering the excavation would cause collapse of the shaft sidewalls or when the volume and head of water flowing into the shaft is likely to contaminate the concrete during placement resulting in a shaft defect. This method uses water or slurry to maintain stability of the shaft perimeter while advancing the excavation. After the excavation is completed, the water level in the shaft is allowed to seek equilibrium, the base is cleaned, the reinforcing cage is set and the concrete is discharged at the base using a tremie pipe or concrete pump, displacing the drilling fluid upwards.

(3) Temporary Casing Method. Temporary casing shall be used when either the wet or dry methods provide inadequate support to prevent sidewall caving or ensure excessive deformation of the hole. Temporary casing may also be used to reduce the flow of water into the excavation to allow dewatering, adequate cleaning and inspection, or to insure proper concrete placement. Temporary casing left in place may constitute a shaft defect; no temporary casing will be allowed to remain permanently in place without the specific approval of the Engineer. Before the temporary casing is broken loose, the level of concrete in the casing shall be a minimum of 1.5 m (5 ft) above the bottom of the casing. After being broken loose and as the casing is withdrawn, additional concrete shall be added to maintain sufficient head so that water and soil trapped behind the casing can be displaced upward and discharged at the ground surface without contaminating the concrete in the shaft or at the finished construction joint.

(4) Permanent Casing Method. When called for on the plans or proposed as part of the Contractor's accepted installation procedure, the Contractor shall install a permanent

casing of the diameter, length, thickness and strength specified. When permanent casings are used, the lateral loading design requires intimate contact between the casing and the surrounding soils. If the installation procedure used to set the permanent casing results in annular voids between the permanent casing and the drilled excavation, the voids shall be filled with a sand-cement grout to maintain the lateral load capacity of the surrounding soil, as assumed in the design. No permanent casing will be allowed to remain in place beyond the limits shown on the plans without the specific approval of the Engineer.

(5) Removable Forms. When the shaft extends above streambed through a body of water and permanent casing is not shown, the portion above the streambed shall be formed with removable casings, column forms, or other forming systems as approved by the Engineer. The forming system shall not scar or spall the finished concrete or leave in place any forms or casing within the removable form limits as shown on the plans unless approved as part of the installation procedure. The forming system shall not be removed until the concrete has attained a minimum compressive strength of 17,237 kPa (2500 psi) and cured for a minimum of 72 hours. For shafts extending through water, the concrete shall be protected from water action after placement for a minimum of 7 days.

(c) Slurry. If the Contractor proposes to use a method of slurry construction, it shall be submitted with the installation plan. During construction, the level of the slurry shall be maintained at a height sufficient to prevent caving of the hole. In the event of a sudden or significant loss of slurry to the hole, the construction of that foundation shall be stopped and the shaft excavation backfilled or supported by temporary casing, until a method to stop slurry loss, or an alternate construction procedure has been approved by the Engineer.

(d) Obstructions. Obstructions shall be defined as any object (such as but not limited to, boulders, logs, old foundations etc.) that cannot be removed with normal earth drilling procedures but requires special augers, tooling, core barrels or rock augers to remove the obstruction. When obstructions are encountered, the Contractor shall notify the Engineer and upon concurrence of the Engineer, the Contractor shall begin working to core, break up, push aside, or remove the obstruction. Lost tools or equipment in the excavation as a result of the Contractor's operation shall not be defined as obstructions and shall be removed at the Contractor's expense.

(e) Top of Rock. The actual top of rock will be defined as the point when material is encountered which can not be drilled with a conventional earth auger and/or underreaming tool, and requires the use of special rock augers, core barrels, air tools, blasting or other methods of hand excavation.

(f) Sidewall overreaming. Sidewall overreaming shall be required when the sidewall of the hole is determined by the Engineer to have either softened due to the excavation methods, swelled due to delay in concreting, or degraded because of slurry cake buildup. It may also be required to correct a shaft excavation which has been drilled out of tolerance. Overreaming thickness shall be a minimum of 13 mm (1/2 in.). Overreaming may be accomplished with a grooving tool, overreaming bucket or other approved equipment. Any extra concrete needed as a result of the overreaming shall be furnished and installed at the Contractor's expense.

(g) Excavation Inspection. The Contractor shall be responsible for verification of the

dimensions and alignment of each shaft excavation as directed by the Engineer. Unless otherwise specified in the contract documents, the Contractor's cleaning operation shall be adjusted so that a minimum of 50 percent of the base of each shaft shall have less than 13 mm (1/2 in.) of sediment or debris at the time of placement of the concrete. The maximum depth of sediment or any debris at any place on the base of the shaft shall not exceed 38 mm (1 1/2 in.).

Shaft cleanliness will be determined by the Contractor using the methods as submitted in their installation procedure. Visual inspection coupled with the use of a weighted tape may also be used to confirm adequate cleanliness.

(h) Design Modifications. If the top of rock elevation differs from that shown on the plans by more than 10 percent of the length of the shaft above the rock, the Engineer shall be contacted to determine if any drilled shaft design changes may be required. In addition, if the type of soil or rock encountered is not similar to that shown in the subsurface exploration data, the Contractor may be required to extend the drilled shaft length(s) beyond those specified in the plans. In either case, the Engineer will determine if revisions are necessary and the extent of the modifications required.

(i) Reinforcement Cage Construction and Placement. The shaft excavation shall be cleaned, inspected and accepted prior to placing the reinforcement cage. The reinforcement cage shall be completely assembled prior to drilling and be ready for adjustment in length as required by the conditions encountered. The cage shall be lifted using multiple point sling straps or other approved methods to avoid cage distortion or stress. Additional cross frame stiffeners may also be required for lifting or to keep the cage in proper position during lifting and concrete placement.

The Contractor shall attach suitable centralizers to keep the cage away from the sides of the shaft excavation and ensure that at no point will the finished shaft have less than the minimum concrete cover(s) shown on the plans. The cage centralizers or other approved non-corrosive spacing devices shall be used at sufficient intervals (near the bottom and at intervals not exceeding 3 m (10 ft) throughout the length of the shaft) to ensure proper cage alignment and clearance for the entire shaft.

If the top of rock encountered is deeper than estimated in the plans, and/or if the conditions differ such that the length of the shaft is increased, additional longitudinal bars shall be either mechanically spliced or lap spliced to the lower end of the cage and confined with either hoop ties or spirals to provide the additional length. If the additional shaft length is less than the lap splice shown, subject to the approval of the Engineer, a mechanical splice may be used in lieu of the lap splice in order to take advantage of or utilize that lap length in the extension of the shaft reinforcement. The Contractor shall have additional reinforcement available or fabricate the cages with additional length as necessary to make the required adjustments in a timely manner as dictated by the encountered conditions. The additional reinforcement may be non-epoxy coated at the option of the Contractor. Any reinforcement fabricated in advance but not incorporated into the installed shaft(s) shall not be paid for but shall remain the property of the Contractor.

(j) Concrete placement. Concrete work shall be performed according to the applicable portions of Section 503 of the Standard Specifications and as specified herein.

Concrete shall be placed as soon as possible after reinforcing steel is set and secured in proper position. The pour shall be made in a continuous manner from the bottom to the top elevation of the shaft as shown on the contract plan or as approved in the Contractor's installation procedure. Concrete placement shall continue after the shaft excavation is full and until good quality, uncontaminated concrete is evident at the top of shaft. The elapsed time from the beginning of concrete placement in the shaft to the completion of the placement shall not exceed 2 hours. The Contractor may request a longer placement time provided the concrete mix maintains the minimum slump requirements over the longer placement time as demonstrated by trial mix and slump loss tests. Concrete shall be placed either by free fall, or through a tremie or concrete pump subject to the following conditions:

(1) The free fall placement shall only be permitted in shafts that can be dewatered to ensure less than 75 mm (3 in.) of standing water exist at the time of placement without causing side wall instability. The maximum height of free fall placement shall not exceed 18.3 m (60 ft). Concrete placed by free fall shall fall directly to the base without contacting either the rebar cage or hole sidewall. Drop chutes may be used to direct concrete to the base during free fall placement. Drop chutes used to direct placement of free fall concrete shall consist of a smooth tube of either one continuous section or multiple pieces that can be added and removed. Concrete may be placed through either a hopper at the top of the tube or side openings as the drop chute is retrieved during concrete placement. The drop chute shall be supported so that the free fall does not exceed 18.3 m (60 ft) at all times and to ensure the concrete does not strike the rebar cage. If placement cannot be satisfactorily accomplished by free fall in the opinion of the Engineer, the Contractor shall use either tremie or pumping to accomplish the pour.

(2) Tremies shall consist of a tube of sufficient length, weight, and diameter to discharge the initial concrete at the base of the shaft. The tremie shall be according to Article 503.08 of the Standard Specifications and contain no aluminum parts that may have contact with the concrete. The inside and outside surfaces of the tremie shall be clean and smooth to permit both flow of concrete and unimpeded withdrawal during concrete placement.

(3) Concrete pumps: Pumps and lines may be used for concrete placement and shall have a minimum 100 mm (4 in.) diameter.

The tremie or pump lines used for wet method concrete placement shall be watertight and not begin discharge until placed within 250 mm (10 in.) of the shaft base. Valves, bottom plates or plugs may be used only when they can be removed from the excavation or be of a material approved by the Engineer that will not cause a defect in the shaft if not removed. The discharge end shall be immersed at least 1.5 m (5 ft) in concrete at all times after starting the pour. Sufficient concrete head shall be maintained in the tremie at all times to prevent water or slurry intrusion in the shaft concrete.

If at any time during the concrete pour in the "wet" hole, the tremie or pump line orifice is removed from the fluid concrete and discharges through drilling fluid or water above the rising concrete level, the shaft may be considered defective.

Vibration of concrete is not recommended when placed while displacing drilling fluid or

water. In dry excavations, vibration is allowed only in the top 3 m (10 ft) of the shaft.

Conformity with Contract. In addition to Article 105.03, the Contractor shall be responsible for correcting all out of tolerance excavations and completed shafts as well as repairing any defects in the shaft to the satisfaction of the Engineer at no additional cost to the Department. No time extensions will be allowed to repair or replace unacceptable work. When a shaft excavation is completed with unacceptable tolerances, the Contractor will be required to submit for approval his/her proposed corrective measures. Any proposed design modification with computations submitted by the Contractor shall be signed and sealed by an Illinois licensed Structural Engineer.

Method of Measurement. The items Drilled Shaft in Soil and Drilled Shaft in Rock, will be measured for payment and the length computed in meters (feet) for all drilled shafts installed according to the plans, specifications, and accepted by the Engineer. The length shall be measured at each shaft. The length in soil will be defined as the difference in elevation between the top of the drilled shaft shown on the plans, or as installed as part of the Contractor's installation procedure, and the bottom of the shaft or the top of rock (when present) whichever is higher. The length in rock will be defined as the difference in elevation between the measured top of rock and the bottom of the shaft. When permanent casing is installed as specified on the plans, it will be measured in meters (feet) and shall be the length of casing installed.

Basis of Payment. This work will be paid for at the contract unit price per meter (foot) for DRILLED SHAFT IN SOIL, and/or DRILLED SHAFT IN ROCK, of the diameter(s) specified. The price shall be payment in full for all labor, materials, equipment, and services necessary to complete the work as specified. When the shaft is detailed with a belled base, furnishing and installing it shall not be paid for separately but shall be included in the cost of the appropriate drilled shaft item(s).

When permanent casing is furnished and installed as specified, it will be paid for at the contract unit price per meter (foot) for PERMANENT CASING. Permanent casing installed at the Contractor's option shall not be included in this item, but shall be considered as included in the appropriate drilled shaft item(s) above.

Obstruction mitigation shall be paid for according to Article 109.04 of the Standard Specifications.

No additional compensation, other than noted above, will be allowed for removing and disposing of excavated materials, for furnishing and placing concrete, bracing, lining, temporary casings placed and removed or left in place, for grouting of any voids, or for any excavation made or concrete placed outside of the plan diameter(s) of the shaft(s) specified.

Reinforcement bars, spirals and ties shall be as specified and paid for under the items, REINFORCEMENT BARS or REINFORCEMENT BARS EPOXY COATED, according to Section 508 of the Standard Specifications.

Fabric Reinforced Elastomeric Mat

Effective: July 14, 2000

Revised: September 12, 2003

Description. This work shall consist of furnishing and installing the fabric reinforced elastomeric mat as shown on the plans and as directed by the Engineer.

Materials. The elastomeric material requirements for the reinforced mat shall be according to the following:

The Elastomer Compound for the mat shall be according to AASHTO M 251 for Polychloroprene "50 duro", except the tensile strength shall be 10.3 MPa (1500 psi) minimum or it shall be (EPDM) ethylene propylene diene monomer according to Article 1052.02 of the Standard Specifications.

The composite of the fabric and elastomer shall have a minimum tensile strength of 122.6 x 122.6 N/mm (700 x 700 lb/in) according to ASTM D 378.

The minimum elongation at ultimate tensile strength shall be 30 percent according to ASTM D 412.

The minimum thickness of the reinforced mat shall be 3 mm (1/8 in.).

Threaded studs, washers and nuts shall be according to ASHTO M 164. Flattening plates shall be according to AASHTO M 270M, Grade 250 (M 270, Grade 36).

Method of Measurement. The fabric reinforced elastomeric mat and all hardware necessary to install the mat will not be measured for payment but shall be included in the concrete pay item involved.

State of Illinois
Department of Transportation
Bureau of Local Roads and Streets
SPECIAL PROVISION
FOR
CONSTRUCTION AND MAINTENANCE SIGNS

Effective: January 1, 2004

All references to Sections or Articles in this specification shall be construed to mean a specific Section or Article of the Standard Specifications for Road and Bridge Construction, adopted by the Department of Transportation.

702.05 Signs. Add the following paragraph to subparagraph (a) in Article 702.05:

All warning signs shall have minimum dimensions of 1200 mm x 1200 mm (48" x 48") and have a black legend on a fluorescent orange reflectorized background, meeting, as a minimum, Type AP reflectivity requirements of Table 1091-2 in Article 1091.02.

BRIDGE DECK CONSTRUCTION (BDE)

Effective: April 1, 2002

Revised: April 1, 2004

Add the following to Article 503.03 of the Standard Specifications:

"(h) Fogging Equipment1103.17(k)"

Add the following after the first sentence of the second paragraph to Article 503.07 of the Standard Specifications:

"When placing Class BD concrete, the discharge end of the pump shall have attached an "S" shaped flexible or rigid conduit, a 90 degree elbow with a minimum of 3 m (10 ft) of flexible conduit placed parallel to the deck, or a similar configuration approved by the Engineer."

Add the following after the second sentence of the ninth paragraph of Article 503.07 of the Standard Specifications:

"When consolidating concrete in bridge decks, the vibrator shall be vertically inserted into the concrete for 3 - 5 seconds, or for a period of time determined by the Engineer."

Add the following after the first paragraph of Article 503.17 of the Standard Specifications:

"For the bridge deck pour, fogging equipment shall be in operation unless the evaporation rate is less than 0.5 kg/sq m/hour (0.1 lb/sq ft/hour) and the Engineer gives permission to turn off the equipment. The evaporation rate shall be determined according to the figure in the Portland Cement Association's publication, "Design and Control of Concrete Mixtures" (refer to the section on plastic shrinkage cracking). The Contractor shall provide temperature, relative humidity, and wind speed measuring equipment.

The fogging equipment shall be adjusted to adequately cover the entire width of the pour.

If there is a delay of more than ten minutes during bridge deck placement, wet burlap shall be used to protect the concrete until operations resume.

Concrete placement operations shall be coordinated to limit the distance between the point of concrete placement and concrete covered with cotton mats for curing. The distance shall not exceed 10.5 m (35 ft). For bridge deck widths greater than 15 m (50 ft), the distance shall not exceed 7.5 m (25 ft)."

Add the following to the end of the first paragraph of Article 503.17(b) of the Standard Specifications to read:

"The concrete in these areas shall be struck off during the deck pour and excess material from the finishing machine shall not be incorporated."

In the Coarse Aggregate Gradation table of Article 1004.01(c) of the Standard Specifications revise the percent passing the 12.5 mm (1/2 in.) sieve for gradation CA 7 to "45±15^{4/9/11}".

In the Coarse Aggregate Gradation table of Article 1004.01(c) of the Standard Specifications revise the percent passing the 12.5 mm (1/2 in.) sieve for gradation CA 11 to "45±15^{6/9/11}".

Add the following to the Coarse Aggregate Gradation table of the Standard Specifications:

"9/ When Class BD concrete is to be pumped, the coarse aggregate gradation shall have a minimum of 45 percent passing the 12.5 mm (1/2 in.) sieve. The Contractor may combine two or more coarse aggregate sizes, consisting of CA-7, CA-11, CA-13, CA-14, and CA-16, provided a CA-7 or CA-11 is included in the blend."

Revise Article 1020.05(d) of the Standard Specifications to read:

"(d) Class BD Concrete. The maximum mortar factor shall be 0.86."

Add the following to Article 1103.17 of the Standard Specifications:

"(k) Fogging Equipment. Fogging equipment shall consist of a mechanically operated, pressurized system using a triple headed nozzle or an equivalent nozzle. The fogging nozzle shall be capable of producing a fine fog mist that will increase the relative humidity of the air just above the fresh concrete surface without accumulating any water on the concrete. The fogging equipment shall be mounted behind the roller and pan of finishing machine or on a separate foot bridge. Controls shall be designed to vary the volume of water flow, be easily accessible and immediately shut off the water when in the off position. Hand held fogging equipment will not be allowed."

80066

COARSE AGGREGATE FOR TRENCH BACKFILL, BACKFILL AND BEDDING (BDE)

Effective: April 1, 2001
Revised: November 1, 2003

Revise Article 208.02 of the Standard Specifications to read:

"208.02 Materials. Materials shall be according to the following Articles of Section 1000 –
Materials:

- (a) Fine Aggregate (Note 1).....1003.04
- (b) Coarse Aggregate (Note 2)1004.06

Note 1. The fine aggregate shall be moist to the satisfaction of the Engineer.

Note 2. The coarse aggregate shall be wet to the satisfaction of the Engineer."

Revise the first sentence of the second paragraph of subparagraph (b) in Article 208.03 of the Standard Specifications to read:

"Any material meeting the requirements of Articles 1003.04 or 1004.06 which has been excavated from the trenches shall be used for backfilling the trenches."

Add the following to the end of Article 542.02 of the Standard Specifications:

- "(bb) Fine Aggregate (Note 1).....1003.04
- (cc) Coarse Aggregate (Note 2)1004.06

Note 1. The fine aggregate shall be moist to the satisfaction of the Engineer.

Note 2. The coarse aggregate shall be wet to the satisfaction of the Engineer."

Revise the first and second sentences of the second paragraph of subparagraph (a) of Article 542.04 of the Standard Specifications to read:

"The unstable and unsuitable material shall be removed to a depth determined by the Engineer and for a width of one diameter (or equivalent diameter) of the pipe on each side of the pipe culvert, and replaced with aggregate. Rock shall be removed to an elevation 300 mm (1 ft) lower than the bottom of the pipe or to a depth equal to 40 mm/m (1/2 in./ft) of ultimate fill height over the top of the pipe culvert, whichever is the greater depth, and for a width as specified in (b) below, and replaced with aggregate."

Revise the second paragraph of subparagraph (c) of Article 542.04 of the Standard Specifications to read:

"Well compacted aggregate, at least 100 mm (4 in.) in depth below the pipe culvert, shall be placed the entire width of the trench and for the length of the pipe culvert, except well compacted impervious material shall be used for the outer 1 m (3 ft) at each end of the pipe. When the trench has been widened by the removal and replacement of unstable or unsuitable material, the foundation material shall be placed for a width not less than the above specified widths on each side of the pipe. The aggregate and impervious material shall be approved by the Engineer and shall be compacted to the Engineer's satisfaction by mechanical means."

Revise subparagraph (e) of Article 542.04 of the Standard Specifications to read:

"(e) Backfilling. As soon as the condition of the pipe culvert will permit, the entire width of the trench shall be backfilled with aggregate to a height of at least the elevation of the center of the pipe. The aggregate shall be placed longitudinally along the pipe culvert, except at the outer 1 m (3 ft) at each end of the culvert which shall be backfilled with impervious material. The elevation of the backfill material on each side of the pipe shall be the same. The space under the pipe shall be completely filled. The aggregate and impervious material shall be placed in 200 mm (8 in.) layers, loose measurement. When using PVC, PE, or corrugated metal pipe, the aggregate shall be continued to a height of at least 300 mm (1 ft) above the top of the pipe and compacted to a minimum of 85 percent of standard lab density by mechanical means. When reinforced concrete pipes are used and the trench is within 600 mm (2 ft) of the pavement structure, the backfill shall be compacted to a minimum of 85 percent of standard lab density by mechanical means.

When using PVC, PE, or corrugated metal pipe a minimum of 300 mm (1 ft) of cover from the top of the pipe to the top of the subgrade will be required.

The installed pipe and its embedment shall not be disturbed when using movable trench boxes and shields, sheet pile, or other trench protection.

The remainder of the trench shall be backfilled with select material, from excavation or borrow, free from large or frozen lumps, clods or rock, meeting the approval of the Engineer. The material shall be placed in layers not exceeding 200 mm (8 in.) in depth, loose measurement and compacted to 95 percent of the standard laboratory density. Compaction shall be obtained by use of mechanical tampers or with approved vibratory compactors. Before compacting, each layer shall be wetted or dried to bring the moisture content within the limits of 80 to 110 percent of optimum moisture content determined according to AASHTO T 99 (Method C). All backfill material shall be deposited in the trench or excavation in such a manner as not to damage the culvert. The filling of the trench shall be carried on simultaneously on both sides of the pipe.

The Contractor may, at his/her expense, backfill the entire trench with aggregate in lieu of select material. The aggregate shall be compacted to the satisfaction of the Engineer by mechanical means.

The backfill material for all trenches and excavations made in the subgrade of the proposed improvement, and for all trenches outside of the subgrade where the inner edge of the trench is within 600 mm (2 ft) of the edge of the proposed pavement, curb, gutter, curb and gutter, stabilized shoulder, or sidewalk shall be according to Section 208. The trench backfill material shall be compacted to a minimum of 85 percent of standard lab density by mechanical means.

The Contractor may, at his/her expense, backfill the entire trench with controlled low strength material meeting the approval of the Engineer.

When the trench has been widened for the removal and replacement of unstable or unsuitable material, the backfilling with aggregate and impervious material, will be required for a width of at least the specified widths on each side of the pipe. The remaining width of each layer may be backfilled with select material. Each 200 mm (8 in.) layer for the entire trench width shall be completed before beginning the placement of the next layer."

Revise subparagraph (b) of Article 542.05 of the Standard Specifications to read:

"(b) Embankment. Embankment extending to an elevation of 300 mm (1 ft) over the top of the pipe shall be constructed according to Article 542.04(f), except the material up to the elevation of the center of the pipe and extending to a width of at least 450 mm (18 in.) on each side of the pipe, exclusive of the outer 1 m (3 ft) at each end of the pipe, shall consist of aggregate. At the outer 1 m (3 ft) at each end of the culvert, impervious material shall be used."

Add the following paragraph after the first paragraph of Article 542.10 of the Standard Specifications:

"Trench backfill will be measured for payment according to Article 208.03."

Add the following paragraph after the third paragraph of Article 542.11 of the Standard Specifications:

"Trench backfill will be paid for according to Article 208.04."

Add the following to of Article 550.02 of the Standard Specifications:

"(m) Fine Aggregate (Note 2).....	1003.04
(n) Coarse Aggregate (Note 3).....	1004.06

Note 2. The fine aggregate shall be moist to the satisfaction of the Engineer.

Note 3. The coarse aggregate shall be wet to the satisfaction of the Engineer."

Revise the first two sentences of the third paragraph of Article 550.04 of the Standard Specifications to read:

"Well compacted, aggregate bedding material at least 100 mm (4 in.) in depth below the pipe, shall be placed for the entire width of the trench and length of the pipe. The aggregate shall be compacted to the satisfaction of the Engineer by mechanical means."

Revise Article 550.07 of the Standard Specifications to read:

"550.07 Backfilling. As soon as the condition of the pipe will permit, the entire width of the trench shall be backfilled with aggregate to a height of at least the elevation of the center of the pipe. The aggregate shall be placed longitudinally along the pipe. The elevation of the backfill material on each side of the pipe shall be the same. The space under the pipe shall be completely filled. The aggregate backfill material shall be placed in 200 mm (8 in.) layers, loose measurement and compacted to the satisfaction of the Engineer by mechanical means. When using PVC pipe, the aggregate shall be continued to a height of at least 300 mm (12 in.) above the top of the pipe.

The installed pipe and its embedment shall not be disturbed when using movable trench boxes and shields, sheet pile, or other trench protection.

The remainder of the trench and excavation shall be backfilled to the natural line or finished surface as rapidly as the condition of the sewer will permit. The backfill material shall consist of suitable excavated material from the trench or of trench backfill as herein specified. All backfill material shall be deposited in the trench or excavation in such a manner as not to damage the sewer and shall be compacted to the satisfaction of the Engineer by mechanical means. The filling of the trench shall be carried on simultaneously on both sides of the pipe.

The backfill material for trenches and excavation made in the subgrade of the proposed improvement, and for all trenches outside of the subgrade where the inner edge of the trench is within 600 mm (2 ft) of the edge of the proposed pavement, curb, gutter, curb and gutter, stabilized shoulder or sidewalk shall be according to Section 208. The backfill material shall be compacted to 85 percent of standard lab density by mechanical means.

All backfill material up to a height of 300 mm (1 ft) above the pipe shall be deposited in uniform layers not exceeding 200 mm (8 in.) thick, loose measurement. The material in each layer shall be compacted to the satisfaction of the Engineer by mechanical means. The

backfilling above this height shall be done according to Method 1, 2 or 3 as described below, with the following exceptions.

When trench backfill or excavated material meeting the requirements of Section 208 is required above the first 300 mm (1 ft) of the pipe, the layers shall not exceed 200 mm (8 in.). Gradations CA6 or CA10 shall not be used with Method 2 or Method 3.

Method 1. The material shall be deposited in uniform layers not exceeding 300 mm (1 ft) thick, loose measurement, and each layer shall be compacted to the satisfaction of the Engineer by mechanical means.

Method 2. The material shall be deposited in uniform layers not exceeding 300 mm (1 ft) thick, loose measurement, and each layer shall be either inundated or deposited in water.

Method 3. The trench shall be backfilled with loose material, and settlement secured by introducing water through holes jetted into the backfill to a point approximately 600 mm (2 ft) above the top of the pipe. The holes shall be spaced as directed by the Engineer but shall be no farther than 2 m (6 ft) apart.

The water shall be injected at a pressure just sufficient to sink the holes at a moderate rate of speed. The pressure shall be such that the water will not cut cavities in the backfill material nor overflow the surface. If water does overflow the surface, it shall be drained into the jetted holes by means of shallow trenches.

Water shall be injected as long as it will be absorbed by the backfill material and until samples taken from test holes in the trench show a satisfactory moisture content. The Contractor shall bore the test holes not more than 15 m (50 ft) apart and at such other locations in the trench designated by the Engineer. As soon as the watersoaking has been completed, all holes shall be filled with soil and compacted by ramming with a tool approved by the Engineer.

Backfill material which has been watersoaked shall be allowed to settle and dry for at least 10 days before any surface course or pavement is constructed on it. The length of time may be altered, if deemed desirable, by the Engineer. Where the inner edge of the trench is within 600 mm (2 ft) of the edge of the proposed pavement, curb, gutter, curb and gutter, stabilized shoulder or sidewalk, the provisions of this paragraph shall also apply.

At the end of the settling and drying period, the crusted top of the backfill material shall be scarified and, if necessary, sufficient backfill material added, as specified in Method 1, to complete the backfilling operations.

The method used for backfilling and compacting the backfill material shall be the choice of the Contractor. If the method used does not produce results satisfactory to the Engineer, the Contractor will be required to alter or change the method being used so the resultant backfill will be satisfactory to the Engineer. Should the Contractor be required to alter or change the

method being used, no additional compensation will be allowed for altering or changing the method.

The Contractor may, at his/her expense, backfill the entire trench with controlled low strength material meeting the approval of the Engineer.

When sheeting and bracing have been used, sufficient bracing shall be left across the trench as the backfilling progresses to hold the sides firmly in place without caving or settlement. This bracing shall be removed as soon as practicable. Any depressions which may develop within the area involved in the construction operation due to settlement of the backfilling material shall be filled in a manner approved by the Engineer.

When the Contractor constructs the trench with sloped or benched sides according to Article 550.04, backfilling for the full width of the excavation shall be as specified, except no additional compensation will be allowed for trench backfill material required outside the vertical limits of the specified trench width.

Whenever excavation is made for installing sewer pipe across earth shoulders or private property, the topsoil disturbed by excavation operations shall be replaced as nearly as possible in its original position, and the whole area involved in the construction operations shall be left in a neat and presentable condition.

When using any PVC pipe, the pipe shall be backfilled with aggregate to 300 mm (1 ft) over the top of the pipe and compacted to a minimum of 85 percent of standard lab density by mechanical means.

When reinforced concrete pipes are used and the trench is within 600 mm (2 ft) of the pavement structure, the backfill shall be compacted to a minimum of 85 percent of standard lab density by mechanical means.

Deflection Testing for Storm Sewers. All PVC storm sewers will be tested for deflection not less than 30 days after the pipe is installed and the backfill compacted.

For PVC storm sewers with diameters 600 mm (24 in.) or smaller, a mandrel drag shall be used for deflection testing. For PVC storm sewers with diameters over 600 mm (24 in.), deflection measurements other than by a mandrel drag shall be used.

Where the mandrel is used, the mandrel shall be furnished by the Contractor and pulled by hand through the pipeline with a suitable rope or cable connected to each end. Winching or other means of forcing the deflection gauge through the pipeline will not be allowed.

The mandrel shall be of a shape similar to that of a true circle enabling the gauge to pass through a satisfactory pipeline with little or no resistance. The mandrel shall be of a design to prevent it from tipping from side to side and to prevent debris build-up from occurring between the channels of the adjacent fins or legs during operation. Each end of the core of the mandrel shall have fasteners to which the pulling cables can be attached. The mandrel shall have 9,

various sized fins or legs of appropriate dimension for various diameter pipes. Each fin or leg shall have a permanent marking that states its designated pipe size and percent of deflection allowable.

The outside diameter of the mandrel shall be 95 percent of the base inside diameter, where the base inside diameter is:

For all PVC pipe (as defined using ASTM D 3034 methodology):

If the pipe is found to have a deflection greater than specified, that pipe section shall be removed, replaced, and retested."

Revise subparagraph (c) of Article 1003.04 of the Standard Specifications to read:

"(c) Gradation. The fine aggregate gradation shall be as follows:

Backfill, bedding and trench backfill for pipe culverts and storm sewers	FA 1, FA 2, FA 6, or FA 21	
Porous granular embankment and backfill, french drains, and sand backfill for underdrains	FA 1, FA 2, or FA20 (Note 1)	

Note 1: For FA 1, FA 2, and FA 20 the percent passing the 75 µm (No. 200) sieve shall be 2 ± 2 ."

Revise the title of Article 1004.06 of the Standard Specifications to read:

"Coarse Aggregate for Blotter, Embankment, Backfill, Trench Backfill, French Drains, and Bedding."

Add the following to the end of subparagraph (c) of Article 1004.06 of the Standard Specifications:

"Backfill, bedding, and trench backfill for pipe culverts and storm sewers	CA 6, CA 10, and CA 18"
---	-------------------------

80051

CONCRETE ADMIXTURES (BDE)

Effective: January 1, 2003

Revised: July 1, 2004

Revise Article 1020.05(b) of the Standard Specifications to read:

"(b) Admixtures. Except as specified, the use of admixtures to increase the workability or to accelerate the hardening of the concrete will be permitted only when approved in writing by the Engineer. The Department will maintain an Approved List of Concrete Admixtures. When the Department permits the use of a calcium chloride accelerator, it shall be according to Article 442.02, Note 5.

When the atmosphere or concrete temperature is 18 °C (65 °F) or higher, a retarding admixture meeting the requirements of Article 1021.03 shall be used in the Class BD Concrete and portland cement concrete bridge deck overlays. The amount of retarding admixture to be used will be determined by the Engineer. The proportions of the ingredients of the concrete shall be the same as without the retarding admixture except that the amount of mixing water shall be reduced, as may be necessary, in order to maintain the consistency of the concrete as required. In addition, a high range water-reducing admixture shall be used in Class BD Concrete. The amount of high range water-reducing admixture will be determined by the Engineer. At the option of the Contractor, a water-reducing admixture may be used. Type I cement shall be used.

For Class PC and PS Concrete, a retarding admixture may be added to the concrete mixture when the concrete temperature is 18 °C (65 °F) or higher. Other admixtures may be used when approved by the Engineer, or if specified by the contract. If an accelerating admixture is permitted by the Engineer, it shall be the non-chloride type.

At the Contractor's option, admixtures in addition to an air-entraining admixture may be used for Class PP-1 concrete. The accelerator shall be the non-chloride type. If a water-reducing or retarding admixture is used, the cement factor may be reduced a maximum 18 kg/cu m (0.30 hundredweight/cu yd). If a high range water-reducing admixture is used, the cement factor may be reduced a maximum 36 kg/cu m (0.60 hundredweight/cu yd). Cement factor reductions shall not be cumulative when using multiple admixtures. An accelerator shall always be added prior to a high range water-reducing admixture, if both are used.

If Class C fly ash or ground granulated blast-furnace slag is used in Class PP-1 concrete, a water-reducing or high range water-reducing admixture shall be used. However, the cement factor shall not be reduced if a water-reducing, retarding, or high range water-reducing admixture is used. In addition, an accelerator shall not be used.

For Class PP-2 or PP-3 concrete, a non-chloride accelerator followed by a high range water-reducing admixture shall be used, in addition to the air-entraining admixture. For Class PP-3 concrete, the non-chloride accelerator shall be calcium nitrite.

For Class PP-2 or PP-3 concrete, the Contractor has the option to use a water-reducing admixture. A retarding admixture shall not be used unless approved by the Engineer. A water-reducing, retarding, or high range water-reducing admixture shall not be used to reduce the cement factor.

When the air temperature is less than 13 °C (55 °F) for Class PP-1 or PP-2 concrete, the non-chloride accelerator shall be calcium nitrite.

For Class PP-4 concrete, a high range water-reducing admixture shall be used in addition to the air-entraining admixture. The Contractor has the option to use a water-reducing admixture. An accelerator shall not be used. For stationary or truck mixed concrete, a retarding admixture shall be used to allow for haul time. The Contractor has the option to use a mobile portland cement concrete plant according to Article 1103.04, but a retarding admixture shall not be used unless approved by the Engineer. A water-reducing, retarding, or high range water-reducing admixture shall not be used to reduce the cement factor.

If the Department specifies a calcium chloride accelerator for Class PP-1 concrete, the maximum chloride dosage shall be 1.0 L (1.0 quart) of solution per 45 kg (100 lb) of cement. The dosage may be increased to a maximum 2.0 L (2.0 quarts) per 45 kg (100 lb) of cement if approved by the Engineer. If the Department specifies a calcium chloride accelerator for Class PP-2 concrete, the maximum chloride dosage shall be 1.3 L (1.3 quarts) of solution per 45 kg (100 lb) of cement. The dosage may be increased to a maximum 2.6 L (2.6 quarts) per 45 kg (100 lb) of cement if approved by the Engineer.

For Class PV, MS, SI, RR, SC and SH concrete, at the option of the Contractor, or when specified by the Engineer, a water-reducing admixture or a retarding admixture may be used. The amount of water-reducing admixture or retarding admixture permitted will be determined by the Engineer. The air-entraining admixture and other admixtures shall be added to the concrete separately, and shall be permitted to intermingle only after they have separately entered the concrete batch. The sequence, method and equipment for adding the admixtures shall be approved by the Engineer. The water-reducing admixture shall not delay the initial set of the concrete by more than one hour. Type I cement shall be used.

When a water-reducing admixture is added, a cement factor reduction of up to 18 kg/cu m (0.30 hundredweight/cu yd), from the concrete designed for a specific slump without the admixture, will be permitted for Class PV, MS, SI, RR, SC and SH concrete. When an approved high range water-reducing admixture is used, a cement factor reduction of up to 36 kg/cu m (0.60 hundredweight/cu yd), from a specific water cement/ratio without the admixture, will be permitted based on a 14 percent minimum water reduction. This is applicable to Class PV, MS, SI, RR, SC and SH concrete. A cement factor below 320 kg/cu m (5.35 hundredweight/cu yd) will not be permitted for Class PV, MS, SI, RR, SC and SH concrete. A cement factor reduction will not be

allowed for concrete placed underwater. Cement factor reductions shall not be cumulative when using multiple admixtures.

For use of admixtures to control concrete temperature, refer to Articles 1020.14(a) and 1020.14(b).

The maximum slumps given in Table 1 may be increased to 175 mm (7 in.) when a high range water-reducing admixture is used for all classes of concrete except Class PV and PP."

Revise Section 1021 of the Standard Specifications to read:

"SECTION 1021. CONCRETE ADMIXTURES

1021.01 General. Admixtures shall be furnished in liquid form ready for use. The admixtures may be delivered in the manufacturer's original containers, bulk tank trucks or such containers or tanks as are acceptable to the Engineer. Delivery shall be accompanied by a ticket which clearly identifies the manufacturer and trade name of the material. Containers shall be readily identifiable to the satisfaction of the Engineer as to manufacturer and trade name of the material they contain.

Prior to inclusion of a product on the Department's Approved List of Concrete Admixtures, the manufacturer shall submit a report prepared by an independent laboratory accredited by the AASHTO Accreditation Program. The report shall show the results of physical tests conducted no more than five years prior to the time of submittal, according to applicable specifications.

Tests shall be conducted using materials and methods specified on a "test" concrete and a "reference" concrete, together with a certification that no changes have been made in the formulation of the material since the performance of the tests. Per the manufacturer's option, the cement content for all required tests shall either be according to applicable specifications or 335 kg/cu m (5.65 cwt/cu yd). Compressive strength test results for six months and one year will not be required.

In addition to the report, the manufacturer shall submit AASHTO T 197 water content and set time test results on the standard cement used by the Department. The test and reference concrete mixture shall contain a cement content of 335 kg/cu m (5.65 cwt/cu yd). The manufacturer may select their lab or an independent lab to perform this testing. The laboratory is not required to be accredited by the AASHTO Accreditation Program.

Prior to the approval of an admixture, the Engineer may conduct all or part of the applicable tests on a sample that is representative of the material to be furnished. The test and reference concrete mixtures tested by the Engineer will contain a cement content of 335 kg/cu m (5.65 cwt/cu yd). For freeze-thaw testing, the Department will perform the test according to Illinois Modified AASHTO T 161, Procedure B.

The manufacturer shall include in the submittal the following information according to ASTM C 494; the average and manufacturing range of specific gravity, the average and manufacturing range of solids in the solution, and the average and manufacturing range of pH. The submittal shall also include an infrared spectrophotometer trace no more than five years old.

When test results are more than seven years old, the manufacturer shall re-submit the infrared spectrophotometer trace and the report prepared by an independent laboratory accredited by the AASHTO Accreditation Program.

All admixtures, except chloride-based accelerators, shall contain no more than 0.3 percent chloride by mass (weight).

1021.02 Air-Entraining Admixtures. Air-entraining admixtures shall conform to the requirements of AASHTO M 154.

If the manufacturer certifies that the air-entraining admixture is an aqueous solution of Vinsol resin that has been neutralized with sodium hydroxide (caustic soda), testing for compliance with the requirements may be waived by the Engineer. In the certification, the manufacturer shall show complete information with respect to the formulation of the solution, including the number of parts of Vinsol resin to each part of sodium hydroxide. Before the approval of its use is granted, the Engineer will test the solution for its air-entraining quality in comparison with a solution prepared and kept for that purpose.

1021.03 Retarding and Water-Reducing Admixtures. The admixture shall comply with the following requirements:

- (a) The retarding admixture shall comply with the requirements of AASHTO M 194, Type B (retarding) or Type D (water-reducing and retarding).
- (b) The water-reducing admixture shall comply with the requirements of AASHTO M 194, Type A.
- (c) The high range water-reducing admixture shall comply with the requirements of AASHTO M 194, Type F (high range water-reducing) or Type G (high range water-reducing and retarding).

When a Type F or Type G high range water-reducing admixture is used, water-cement ratios shall be a minimum of 0.32.

Type F or Type G admixtures may be used, subject to the following restrictions:

For Class MS, SI, RR, SC and SH concrete, the water-cement ratio shall be a maximum of 0.44.

The Type F or Type G admixture shall be added at the jobsite unless otherwise directed by the Engineer. The initial slump shall be a minimum of 40 mm (1 1/2 in.)

prior to addition of the Type F or Type G admixture, except as approved by the Engineer.

When a Type F or Type G admixture is used, retempering with water or with a Type G admixture will not be allowed. An additional dosage of a Type F admixture, not to exceed 40 percent of the original dosage, may be used to retemper concrete once, provided set time is not unduly affected. A second retempering with a Type F admixture may be used for all classes of concrete except Class PP and SC, provided that the dosage does not exceed the dosage used for the first retempering, and provided that the set time is not unduly affected. No further retempering will be allowed.

Air tests shall be performed after the addition of the Type F or Type G admixture.

1021.04 Set Accelerating Admixtures. The admixture shall comply with the requirements of AASHTO M 194, Type C (accelerating) or Type E (water reducing and accelerating)"

80094

DETECTABLE WARNINGS (BDE)

Effective: August 1, 2005

Replace Articles 424.08 – 424.12 of the Standard Specifications with the following:

424.08 Curb Ramps. Curb ramps shall be constructed according to the Americans with Disabilities Act Accessibility Guidelines (ADAAG), the Illinois Accessibility Code, and as shown on the plans.

Curb ramps shall be constructed to the same thickness as the adjacent sidewalk with a minimum thickness of 100 mm (4 in.).

424.09 Detectable Warnings. Detectable warnings shall consist of a surface of truncated domes meeting the requirements of the ADAAG and the details shown on the plans.

Detectable warnings shall be installed at curb ramps, medians and pedestrian refuge islands, at-grade railroad crossings, transit platform edges, and other locations where pedestrians are required to cross a hazardous vehicular way. Detectable warnings shall also be installed at alleys and commercial entrances when permanent traffic control devices are present. The installation shall be an integral part of the walking surface and only the actual domes shall project above the walking surface.

The product or method used for installing detectable warnings shall come with the following documents which shall be given to the Engineer prior to use.

- (a) Manufacturer's certification stating the product is fully compliant with the ADAAG.
- (b) Manufacturer's five year warranty.
- (c) Manufacturer's specifications stating the required materials, equipment, and installation procedures.

Products that are colored shall be colored their entire thickness.

The materials, equipment, and installation procedures used shall be according to the manufacturer's specifications.

424.10 Backfill. After the concrete has been cured, the spaces along the edges of the sidewalk and ramps shall be backfilled with approved material. The material shall be compacted until firm and the surface neatly graded.

424.11 Disposal of Surplus Material. Surplus or waste material shall be disposed of according to Article 202.03.

424.12 Method of Measurement. This work will be measured for payment in place and the area computed in square meters (square feet). Curb ramps will be measured for payment as sidewalk. No deduction will be made for detectable warnings located within the ramp.

Detectable warnings will be measured for payment in place and the area computed in square meters (square feet).

Earth excavation will be measured for payment according to Article 202.07.

424.13 Basis of Payment. This work will be paid for at the contract unit price per square meter (square foot) for PORTLAND CEMENT CONCRETE SIDEWALK, of the thickness specified.

Detectable warnings will be paid for at the contract unit price per square meter (square foot) for DETECTABLE WARNINGS.

Earth excavation will be paid for according to Article 202.08."

80146

Intentionally left
Blank

CURING AND PROTECTION OF CONCRETE CONSTRUCTION (BDE)

Effective: January 1, 2004

Revise the second and third sentences of the eleventh paragraph of Article 503.06 of the Standard Specifications to read:

"Forms on substructure units shall remain in place at least 24 hours. The method of form removal shall not result in damage to the concrete."

Delete the twentieth paragraph of Article 503.22 of the Standard Specifications.

Revise the "Unit Price Adjustments" table of Article 503.22 of the Standard Specifications to read:

"UNIT PRICE ADJUSTMENTS"	
Type of Construction	Percent Adjustment in Unit Price
For concrete in substructures, culverts (having a waterway opening of more than 1 sq m (10 sq ft)), pump houses, and retaining walls (except concrete pilings, footings and foundation seals):	
When protected by: Protection Method II	115%
Protection Method I	110%
For concrete in superstructures:	
When protected by: Protection Method II	123%
Protection Method I	115%
For concrete in footings:	
When protected by: Protection Method I, II or III	107%
For concrete in slope walls:	
When protected by: Protection Method I	107%"

Delete the fourth paragraph of Article 504.05(a) of the Standard Specifications.

Revise the second and third sentences of the fifth paragraph of Article 504.05(a) of the Standard Specifications to read:

"All test specimens shall be cured with the units according to Article 1020.13."

Revise the first paragraph of Article 504.06(c)(6) of the Standard Specifications to read:

"Curing and Low Air Temperature Protection. The curing and protection for precast, prestressed concrete members shall be according to Article 1020.13 and this Article."

Revise the first sentence of the second paragraph of Article 504.06(c)(6) of the Standard Specifications to read:

"For curing, air vents shall be in place, and shall be so arranged that no water can enter the void tubes during the curing of the members."

Revise the first sentence of the third paragraph of Article 504.06(c)(6) of the Standard Specifications to read:

"As soon as each member is finished, the concrete shall be covered with curing material according to Article 1020.13."

Revise the eighth paragraph of Article 504.06(c)(6) of the Standard Specifications to read:

"The prestressing force shall not be transferred to any member before the concrete has attained the compressive strength of 28,000 kPa (4000 psi) or other higher compressive release strength specified on the plans, as determined from tests of 150 mm (6 in.) by 300 mm (12 in.) cylinders cured with the member according to Article 1020.13. Members shall not be shipped until 28-day strengths have been attained and members have a yard age of at least 4 days."

Delete the third paragraph of Article 512.03(a) of the Standard Specifications.

Delete the last sentence of the second paragraph of Article 512.04(d) of the Standard Specifications.

Revise the "Index Table of Curing and Protection of Concrete Construction" table of Article 1020.13 of the Standard Specifications to read:

"INDEX TABLE OF CURING AND PROTECTION OF CONCRETE CONSTRUCTION"			
TYPE OF CONSTRUCTION	CURING METHODS	CURING PERIOD DAYS	LOW AIR TEMPERATURE PROTECTION METHODS
Cast-in-Place Concrete: ^{11/}			
Pavement			
Shoulder	1020.13(a)(1)(2)(3)(4)(5) ^{3/5/}	3	1020.13(c)
Base Course			
Base Course Widening	1020.13(a)(1)(2)(3)(4)(5) ^{1/2/}	3	1020.13(c)
Driveway			
Median			
Curb			
Gutter	1020.13(a)(1)(2)(3)(4)(5) ^{4/5/}	3	1020.13(c) ^{16/}
Curb and Gutter			
Sidewalk			
Slope Wall			
Paved Ditch			
Catch Basin			
Manhole	1020.13(a)(1)(2)(3)(4)(5) ^{4/}	3	1020.13(c)
Inlet			
Valve Vault			
Pavement Patching	1020.13(a)(1)(2)(3)(4)(5) ^{2/}	3 ^{12/}	1020.13(c)
Pavement Replacement	1020.13(a)(1)(2)(3)(4)(5) ^{1/2/}	3	442.06(h) and 1020.13(c)
Railroad Crossing	1020.13(a)(3)(5)	1	1020.13(c)
Piles	1020.13(a)(3)(5)	7	1020.13(e)(1)(2)(3)
Footings			
Foundation Seals	1020.13(a)(1)(2)(3)(4)(5) ^{4/6/}	7	1020.13(e)(1)(2)(3)
Substructure	1020.13(a)(1)(2)(3)(4)(5) ^{1/7/}	7	1020.13(e)(1)(2)(3)
Superstructure (except deck)	1020.13(a)(1)(2)(3)(5) ^{8/}	7	1020.13(e)(1)(2)
Deck	1020.13(a)(5)	7	1020.13(e)(1)(2) ^{17/}
Retaining Walls	1020.13(a)(1)(2)(3)(4)(5) ^{1/7/}	7	1020.13(e)(1)(2)
Pump Houses	1020.13(a)(1)(2)(3)(4)(5) ^{1/}	7	1020.13(e)(1)(2)
Culverts	1020.13(a)(1)(2)(3)(4)(5) ^{4/6/}	7	1020.13(e)(1)(2) ^{18/}
Other Incidental Concrete	1020.13(a)(1)(2)(3)(5)	3	1020.13(c)
Precast Concrete: ^{11/}			
Bridge Beams			
Piles			
Bridge Slabs	1020.13(a)(3)(5) ^{9/10/}	As required. ^{13/}	504.06(c)(6), 1020.13(e)(2) ^{18/}
Nelson Type Structural Member			
All Other Precast Items	1020.13(a)(3)(4)(5) ^{2/9/10/}	As required. ^{14/}	504.06(c)(6), 1020.13(e)(2) ^{18/}
Precast, Prestressed Concrete: ^{11/}			
All Items	1020.13(a)(3)(5) ^{9/10/}	Until strand tensioning is released. ^{15/}	504.06(c)(6), 1020.13(e)(2) ^{18/}

Notes-General:

- 1/ Type I, membrane curing only
- 2/ Type II, membrane curing only
- 3/ Type III, membrane curing only
- 4/ Type I, II and III membrane curing
- 5/ Membrane curing will not be permitted between November 1 and April 15.
- 6/ The use of water to inundate footings, foundation seats or the bottom slab of culverts is permissible when approved by the Engineer, provided the water temperature can be maintained at 7 °C (45 °F) or higher.
- 7/ Asphalt Emulsion for Waterproofing may be used in lieu of other curing methods when specified and permitted according to Article 503.18.
- 8/ On non-traffic surfaces which receive protective coat according to Article 503.19, a linseed oil emulsion curing compound may be used as a substitute for protective coat and other curing methods. The linseed emulsion curing compound will be permitted between April 16 and October 31 of the same year, provided it is applied with a mechanical sprayer according to Article 1101.09 (b), and meets the material requirements of Article 1022.07.
- 9/ Steam curing (heat and moisture) is acceptable and shall be accomplished by the method specified in Article 504.06(c)(6).
- 10/ A moist room according to AASHTO M 201 is acceptable for curing.
- 11/ If curing is required and interrupted because of form removal for cast-in-place concrete items, precast concrete products, or precast prestressed concrete products, the curing shall be resumed within two hours from the start of the form removal.
- 12/ Curing maintained only until opening strength is attained, with a maximum curing period of three days.
- 13/ The curing period shall end when the concrete has attained the mix design strength. The producer has the option to discontinue curing when the concrete has attained 80 percent of the mix design strength or after seven days. All strength test specimens shall remain with the units and shall be subjected to the same curing method and environmental condition as the units, until the time of testing.
- 14/ The producer shall determine the curing period or may elect to not cure the product. All strength test specimens shall remain with the units and shall be subjected to the same curing method and environmental condition as the units, until the time of testing.
- 15/ The producer has the option to continue curing after strand release.
- 16/ When structural steel or structural concrete is in place above slope wall, Article 1020.13(c) shall not apply. The protection method shall be according to Article 1020.13(e)(1).
- 17/ When Article 1020.13(e)(2) is used to protect the deck, the housing may enclose only the bottom and sides. The top surface shall be protected according to Article 1020.13(e)(1).
- 18/ For culverts having a waterway opening of 1 sq m (10 sq ft) or less, the culverts may be protected according to Article 1020.13(e)(3).
- 19/ The seven day protection period in the first paragraph of Article 1020.13(e)(2) shall not apply. The protection period shall end when curing is finished. For the third paragraph of Article 1020.13(e)(2), the decrease in temperature shall be according to Article 504.06(c)(6)."

Add the following to Article 1020.13(a) of the Standard Specifications:

"(5) Wetted Cotton Mat Method. After the surface of concrete has been textured or finished, it shall be covered immediately with dry cotton mats. The cotton mats shall be placed in a manner which will not mar the concrete surface. A texture resulting from the cotton mat material is acceptable. The cotton mats shall then be wetted immediately and thoroughly soaked with a gentle spray of water. For bridge decks, a foot bridge shall be used to place and wet the cotton mats.

The cotton mats shall be maintained in a wetted condition until the concrete has hardened sufficiently to place soaker hoses without marring the concrete surface. The soaker hoses shall be placed on top of the cotton mats at a maximum 1.2 m (4 ft) spacing. The cotton mats shall be kept wet with a continuous supply of water for the remainder of the curing period. Other continuous wetting systems may be used if approved by the Engineer.

After placement of the soaker hoses, the cotton mats shall be covered with white polyethylene sheeting or burlap-polyethylene blankets.

For construction items other than bridge decks, soaker hoses or a continuous wetting system will not be required if the alternative method keeps the cotton mats wet. Periodic wetting of the cotton mats is acceptable.

For areas inaccessible to the cotton mats on bridge decks, curing shall be according to Article 1020.13(a)(3)."

Revise the first paragraph of Article 1020.13(c) of the Standard Specifications to read:

"Protection of Portland Cement Concrete, Other Than Structures, From Low Air Temperatures. When the official National Weather Service forecast for the construction area predicts a low of 0 °C (32 °F), or lower, or if the actual temperature drops to 0 °C (32 °F), or lower, concrete less than 72 hours old shall be provided at least the following protection:"

Delete Article 1020.13(d) and Articles 1020.13(d)(1),(2),(3),(4) of the Standard Specifications.

Revise the first five paragraphs of Article 1020.13(e) of the Standard Specifications to read:

"Protection of Portland Cement Concrete Structures From Low Air Temperatures. When the official National Weather Service Forecast for the construction area predicts a low below 7 °C (45 °F), or if the actual temperature drops below 7 °C (45 °F), concrete less than 72 hours old shall be provided protection. Concrete shall also be provided protection when placed during the winter period of December 1 through March 15. Concrete shall not be placed until the materials, facilities and equipment for protection are approved by the Engineer.

When directed by the Engineer, the Contractor may be required to place concrete during the winter period. If winter construction is specified, the Contractor shall proceed with the construction, including concrete, excavation, pile driving, steel erection and all appurtenant work required for the complete construction of the item, except at times when weather conditions make such operations impracticable.

Regardless of the precautions taken, the Contractor shall be responsible for protection of the concrete placed and any concrete damaged by cold temperatures shall be removed and replaced by the Contractor at his/her own expense."

Add the following at the end of the third paragraph of Article 1020.13(e)(1) of the Standard Specifications:

"The Contractor shall provide means for checking the temperature of the surface of the concrete during the protection period."

Revise the second sentence of the first paragraph of Article 1020.13(e)(2) of the Standard Specifications to read:

"The Contractor shall provide means for checking the temperature of the surface of the concrete or air temperature within the housing during the protection period."

Delete the last sentence of the first paragraph of Article 1020.13(e)(3) of the Standard Specifications.

Add the following Article to Section 1022 of the Standard Specifications:

"1022.06 Cotton Mats. Cotton mats shall consist of a cotton fill material, minimum 400 g/sq m (11.8 oz/sq yd), covered with unsized cloth or burlap, minimum 200 g/sq m (5.9 oz/sq yd), and be tufted or stitched to maintain stability.

Cotton mats shall be in a condition satisfactory to the Engineer. Any tears or holes in the mats shall be repaired.

Add the following Article to Section 1022 of the Standard Specifications:

"1022.07 Linseed Oil Emulsion Curing Compound. Linseed oil emulsion curing compound shall be composed of a blend of boiled linseed oil and high viscosity, heavy bodied linseed oil emulsified in a water solution. The curing compound shall meet the requirements of a Type I, II, or III according to Article 1022.01, except the drying time requirement will be waived. The oil phase shall be 50 ± 4 percent by volume. The oil phase shall consist of 80 percent by mass (weight) boiled linseed oil and 20 percent by mass (weight) Z-8 viscosity linseed oil. The water phase shall be 50 ± 4 percent by volume."

Revise Article 1020.14 of the Standard Specifications to read:

"1020.14 Temperature Control for Placement. Temperature control for concrete placement shall conform to the following requirements:

- (a) Temperature Control other than Structures. The temperature of concrete immediately before placing, shall be not less than 10 °C (50 °F) nor more than 32 °C (90 °F). Aggregates and/or water shall be heated or cooled as necessary to produce concrete within these temperature limits.

When the temperature of the plastic concrete reaches 30 °C (85 °F), an approved retarding admixture shall be used or the approved water reducing admixture in use shall have its dosage increased by 50 percent over the dosage recommended on the Department's Approved List of Concrete Admixtures for the temperature experienced. The amount of retarding admixture to be used will be determined by the Engineer. This requirement may be waived by the Engineer when fly ash compensated mixtures are used.

Plastic concrete temperatures up to 35 °C (96 °F), as placed, may be permitted provided job site conditions permit placement and finishing without excessive use of water on and/or overworking of the surface. The occurrence within 24 hours of unusual surface distress shall be cause to revert to a maximum 32 °C (90 °F) plastic concrete temperature.

Concrete shall not be placed when the air temperature is below 5 °C (40 °F) and falling or below 2 °C (35 °F), without permission of the Engineer. When placing of concrete is authorized during cold weather, the Engineer may require the water and/or the aggregates to be heated to not less than 20 °C (70 °F) nor more than 65 °C (150 °F). The aggregates may be heated by either steam or dry heat prior to being placed in the mixer. The apparatus used shall heat the mass uniformly and shall be so arranged as to preclude the possible occurrence of overheated areas which might damage the materials. No frozen aggregates shall be used in the concrete.

For pavement patching, refer to Article 442.06(e) for additional information on temperature control for placement.

- (b) Temperature Control for Structures. The temperature of concrete as placed in the forms shall be not less than 10 °C (50 °F) nor more than 32 °C (90 °F). Aggregates and/or water shall be heated or cooled as necessary to produce concrete within these temperature limits. When insulated forms are used, the temperature of the concrete mixture shall not exceed 25 °C (80 °F). If the Engineer determines that heat of hydration might cause excessive temperatures in the concrete, the concrete shall be placed at a temperature between 10 °C (50 °F) and 15 °C (60 °F), per the Engineer's instructions. When concrete is placed in contact with previously placed concrete, the temperature of the concrete may be increased as required to offset anticipated heat loss.

Concrete shall not be placed when the air temperature is below 7 °C (45 °F) and falling or below 4 °C (40 °F), without permission of the Engineer. When placing of concrete is

authorized during cold weather, the Engineer may require the water and/or the aggregates to be heated to not less than 20 °C (70 °F) nor more than 65 °C (150 °F). The aggregates may be heated by either steam or dry heat prior to being placed in the mixer. The apparatus used shall heat the mass uniformly and shall be so arranged as to preclude the possible occurrence of overheated areas which might damage the materials. No frozen aggregates shall be used in the concrete.

When the temperature of the plastic concrete reaches 30 °C (85 °F), an approved retarding admixture shall be used or the approved water reducing admixture in use shall have its dosage increased by 50 percent over the dosage recommended on the Department's Approved List of Concrete Admixtures for the temperature experienced. The amount of retarding admixture to be used will be determined by the Engineer. This requirement may be waived by the Engineer when fly ash compensated mixtures are used.

- (c) Temperature. The concrete temperature shall be determined according to ASTM C 1064."

80114

DISADVANTAGED BUSINESS ENTERPRISE PARTICIPATION

Effective: September 1, 2000

Revised: June 22, 2005

FEDERAL OBLIGATION. The Department of Transportation, as a recipient of federal financial assistance, is required to take all necessary and reasonable steps to ensure nondiscrimination in the award and administration of contracts. Consequently, the federal regulatory provisions of 49 CFR part 26 apply to this contract concerning the utilization of disadvantaged business enterprises. For the purposes of this Special Provision, a disadvantaged business enterprise (DBE) means a business certified by the Department in accordance with the requirements of 49 CFR part 26 and listed in the DBE Directory or most recent addendum.

STATE OBLIGATION. This Special Provision will also be used by the Department to satisfy the requirements of the Business Enterprise for Minorities, Females, and Persons with Disabilities Act, 30 ILCS 575. When this Special Provision is used to satisfy state law requirements on 100% state-funded contracts, the federal government has no involvement in such contracts (not a federal-aid contract) and no responsibility to oversee the implementation of this Special Provision by the Department on those contracts. DBE participation on 100% state-funded contracts will not be credited toward fulfilling the Department's annual overall DBE goal required by the US Department of Transportation to comply with the federal DBE program requirements.

CONTRACTOR ASSURANCE. The Contractor makes the following assurance and agrees to include the assurance in each subcontract that the Contractor signs with a subcontractor:

The Contractor, subrecipient, or subcontractor shall not discriminate on the basis of race, color, national origin, or sex in the performance of this contract. The Contractor shall carry out applicable requirements of 49 CFR part 26 in the award and administration of contracts funded in whole or in part with federal or state funds. Failure by the Contractor to carry out these requirements is a material breach of this contract, which may result in the termination of this contract or such other remedy as the recipient deems appropriate.

OVERALL GOAL SET FOR THE DEPARTMENT. As a requirement of compliance with 49 CFR part 26, the Department has set an overall goal for DBE participation in its federally assisted contracts. That goal applies to all federal-aid funds the Department will expend in its federally assisted contracts for the subject reporting fiscal year. The Department is required to make a good faith effort to achieve the overall goal. The dollar amount paid to all approved DBE firms performing work called for in this contract is eligible to be credited toward fulfillment of the Department's overall goal.

CONTRACT GOAL TO BE ACHIEVED BY THE CONTRACTOR. This contract includes a specific DBE utilization goal established by the Department. The goal has been included because the Department has determined that the work of this contract has subcontracting opportunities that may be suitable for performance by DBE companies. This determination is based on an assessment of the type of work, the location of the work, and the availability of DBE companies to do a part of the work. The assessment indicates that, in the absence of

unlawful discrimination, and in an arena of fair and open competition, DBE companies can be expected to perform 10% of the work. This percentage is set as the DBE participation goal for this contract. Consequently, in addition to the other award criteria established for this contract, the Department will award this contract to a bidder who makes a good faith effort to meet this goal of DBE participation in the performance of the work. A bidder makes a good faith effort for award consideration if either of the following is done in accordance with the procedures set forth in this Special Provision:

- (a) The bidder documents that firmly committed DBE participation has been obtained to meet the goal; or
- (b) The bidder documents that a good faith effort has been made to meet the goal, even though the effort did not succeed in obtaining enough DBE participation to meet the goal.

DBE LOCATOR REFERENCES. Bidders may consult the DBE Directory as a reference source for DBE companies certified by the Department. In addition, the Department maintains a letting and item specific DBE locator information system whereby DBE companies can register their interest in providing quotes on particular bid items advertised for letting. Information concerning DBE companies willing to quote work for particular contracts may be obtained by contacting the Department's Bureau of Small Business Enterprises at telephone number (217)785-4611, or by visiting the Department's web site at www.dot.state.il.us.

BIDDING PROCEDURES. Compliance with the bidding procedures of this Special Provision is required prior to the award of the contract and the failure of the as-read low bidder to comply will render the bid not responsive.

- (a) In order to assure the timely award of the contract, the as-read low bidder shall submit a Disadvantaged Business Utilization Plan on Department form SBE 2026 within seven (7) working days after the date of letting. To meet the seven (7) day requirement, the bidder may send the Plan by certified mail or delivery service within the seven (7) working day period. If a question arises concerning the mailing date of a Plan, the mailing date will be established by the U.S. Postal Service postmark on the original certified mail receipt from the U.S. Postal Service or the receipt issued by a delivery service. It is the responsibility of the bidder to ensure that the postmark or receipt date is affixed within the seven (7) working days if the bidder intends to rely upon mailing or delivery to satisfy the submission day requirement. The Plan is to be submitted to the Department of Transportation, Bureau of Small Business Enterprises, Contract Compliance Section, 2300 South Dirksen Parkway, Room 319, Springfield, Illinois 62764 (Telefax: (217)785-1524). It is the responsibility of the bidder to obtain confirmation of telefax delivery. The Department will not accept a Utilization Plan if it does not meet the seven (7) day submittal requirement and the bid will be declared not responsive. In the event the bid is declared not responsive due to a failure to submit a Plan or failure to comply with the bidding procedures set forth herein, the Department may elect to cause the forfeiture of the penal sum of the bidder's proposal guaranty, and may deny authorization to bid the project if re-advertised for bids. The Department reserves the right to invite any other

bidder to submit a Utilization Plan at any time for award consideration or to extend the time for award.

- (b) The Utilization Plan shall indicate that the bidder either has obtained sufficient DBE participation commitments to meet the contract goal or has not obtained enough DBE participation commitments in spite of a good faith effort to meet the goal. The Utilization Plan shall further provide the name, telephone number, and telefax number of a responsible official of the bidder designated for purposes of notification of plan approval or disapproval under the procedures of this Special Provision.
- (c) The Utilization Plan shall include a DBE Participation Commitment Statement, Department form SBE 2025, for each DBE proposed for the performance of work to achieve the contract goal. The signatures on these forms must be original signatures. All elements of information indicated on the said form shall be provided, including but not limited to the following:
 - (1) The name and address of each DBE to be used;
 - (2) A description, including pay item numbers, of the commercially useful work to be done by each DBE;
 - (3) The price to be paid to each DBE for the identified work specifically stating the quantity, unit price, and total subcontract price for the work to be completed by the DBE. If partial pay items are to be performed by the DBE, indicate the portion of each item, a unit price where appropriate and the subcontract price amount;
 - (4) A commitment statement signed by the bidder and each DBE evidencing availability and intent to perform commercially useful work on the project; and
 - (5) If the bidder is a joint venture comprised of DBE firms and non-DBE firms, the plan must also include a clear identification of the portion of the work to be performed by the DBE partner(s).
- (d) The contract will not be awarded until the Utilization Plan submitted by the bidder is approved. The Utilization Plan will be approved by the Department if the Plan commits sufficient commercially useful DBE work performance to meet the contract goal. The Utilization Plan will not be approved by the Department if the Plan does not commit sufficient DBE performance to meet the contract goal unless the bidder documents that it made a good faith effort to meet the goal. The good faith procedures of Section VIII of this special provision apply. If the Utilization Plan is not approved because it is deficient in a technical matter, unless waived by the Department, the bidder will be notified and will be allowed no less than a five (5) working day period in order to cure the deficiency.

CALCULATING DBE PARTICIPATION. The Utilization Plan values represent work anticipated to be performed and paid for upon satisfactory completion. The Department is only able to count toward the achievement of the overall goal and the contract goal the value of payments

made for the work actually performed by DBE companies. In addition, a DBE must perform a commercially useful function on the contract to be counted. A commercially useful function is generally performed when the DBE is responsible for the work and is carrying out its responsibilities by actually performing, managing, and supervising the work involved. The Department and Contractor are governed by the provisions of 49 CFR part 26.55(c) on questions of commercially useful functions as it affects the work. Specific counting guidelines are provided in 49 CFR part 26.55, the provisions of which govern over the summary contained herein.

- (a) DBE as the Contractor: 100% goal credit for that portion of the work performed by the DBE's own forces, including the cost of materials and supplies. Work that a DBE subcontracts to a non-DBE firm does not count toward the DBE goals.
- (b) DBE as a joint venture Contractor: 100% goal credit for that portion of the total dollar value of the contract equal to the distinct, clearly defined portion of the work performed by the DBE's own forces.
- (c) DBE as a subcontractor: 100% goal credit for the work of the subcontract performed by the DBE's own forces, including the cost of materials and supplies, excluding the purchase of materials and supplies or the lease of equipment by the DBE subcontractor from the prime Contractor or its affiliates. Work that a DBE subcontractor in turn subcontracts to a non-DBE firm does not count toward the DBE goal.
- (d) DBE as a trucker: 100% goal credit for trucking participation provided the DBE is responsible for the management and supervision of the entire trucking operation for which it is responsible. At least one truck owned, operated, licensed, and insured by the DBE must be used on the contract. Credit will be given for the full value of all such DBE trucks operated using DBE employed drivers. Goal credit will be limited to the value of the reasonable fee or commission received by the DBE if trucks are leased from a non-DBE company.
- (e) DBE as a material supplier:
 - (1) 60% goal credit for the cost of the materials or supplies purchased from a DBE regular dealer.
 - (2) 100% goal credit for the cost of materials or supplies obtained from a DBE manufacturer.
 - (3) 100% credit for the value of reasonable fees and commissions for the procurement of materials and supplies if not a regular dealer or manufacturer.

GOOD FAITH EFFORT PROCEDURES. If the bidder cannot obtain sufficient DBE commitments to meet the contract goal, the bidder must document in the Utilization Plan the good faith efforts made in the attempt to meet the goal. This means that the bidder must show that all necessary and reasonable steps were taken to achieve the contract goal. Necessary

and reasonable steps are those which could reasonably be expected to obtain sufficient DBE participation. The Department will consider the quality, quantity, and intensity of the kinds of efforts that the bidder has made. Mere *pro forma* efforts are not good faith efforts; rather, the bidder is expected to have taken those efforts that would be reasonably expected of a bidder actively and aggressively trying to obtain DBE participation sufficient to meet the contract goal.

- (a) The following is a list of types of action that the Department will consider as part of the evaluation of the bidder's good faith efforts to obtain participation. These listed factors are not intended to be a mandatory checklist and are not intended to be exhaustive. Other factors or efforts brought to the attention of the Department may be relevant in appropriate cases, and will be considered by the Department.
- (1) Soliciting through all reasonable and available means (e.g. attendance at pre-bid meetings, advertising and/or written notices) the interest of all certified DBE companies that have the capability to perform the work of the contract. The bidder must solicit this interest within sufficient time to allow the DBE companies to respond to the solicitation. The bidder must determine with certainty if the DBE companies are interested by taking appropriate steps to follow up initial solicitations.
 - (2) Selecting portions of the work to be performed by DBE companies in order to increase the likelihood that the DBE goals will be achieved. This includes, where appropriate, breaking out contract work items into economically feasible units to facilitate DBE participation, even when the prime Contractor might otherwise prefer to perform these work items with its own forces.
 - (3) Providing interested DBE companies with adequate information about the plans, specifications, and requirements of the contract in a timely manner to assist them in responding to a solicitation.
 - (4) a. Negotiating in good faith with interested DBE companies. It is the bidder's responsibility to make a portion of the work available to DBE subcontractors and suppliers and to select those portions of the work or material needs consistent with the available DBE subcontractors and suppliers, so as to facilitate DBE participation. Evidence of such negotiation includes the names, addresses, and telephone numbers of DBE companies that were considered; a description of the information provided regarding the plans and specifications for the work selected for subcontracting; and evidence as to why additional agreements could not be reached for DBE companies to perform the work.

b. A bidder using good business judgment would consider a number of factors in negotiating with subcontractors, including DBE subcontractors, and would take a firm's price and capabilities as well as contract goals into consideration. However, the fact that there may be some additional costs involved in finding and using DBE companies is not in itself sufficient reason for a bidder's failure to meet the contract DBE goal, as long as such costs are reasonable. Also, the ability or desire of a bidder to perform the work of a contract with its own

organization does not relieve the bidder of the responsibility to make good faith efforts. Bidders are not, however, required to accept higher quotes from DBE companies if the price difference is excessive or unreasonable.

- (5) Not rejecting DBE companies as being unqualified without sound reasons based on a thorough investigation of their capabilities. The bidder's standing within its industry, membership in specific groups, organizations, or associations and political or social affiliations (for example union vs. non-union employee status) are not legitimate causes for the rejection or non-solicitation of bids in the bidder's efforts to meet the project goal.
 - (6) Making efforts to assist interested DBE companies in obtaining bonding, lines of credit, or insurance as required by the recipient or Contractor.
 - (7) Making efforts to assist interested DBE companies in obtaining necessary equipment, supplies, materials, or related assistance or services.
 - (8) Effectively using the services of available minority/women community organizations; minority/women contractors' groups; local, state, and federal minority/women business assistance offices; and other organizations as allowed on a case-by-case basis to provide assistance in the recruitment and placement of DBE companies.
- (b) If the Department determines that the bidder has made a good faith effort to secure the work commitment of DBE companies to meet the contract goal, the Department will award the contract provided that it is otherwise eligible for award. If the Department determines that a good faith effort has not been made, the Department will notify the bidder of that preliminary determination by contacting the responsible company official designated in the Utilization Plan. The preliminary determination shall include a statement of reasons why good faith efforts have not been found, and may include additional good faith efforts that the bidder could take. The notification will designate a five (5) working day period during which the bidder shall take additional efforts. The bidder is not limited by a statement of additional efforts, but may take other action beyond any stated additional efforts in order to obtain additional DBE commitments. The bidder shall submit an amended Utilization Plan if additional DBE commitments to meet the contract goal are secured. If additional DBE commitments sufficient to meet the contract goal are not secured, the bidder shall report the final good faith efforts made in the time allotted. All additional efforts taken by the bidder will be considered as part of the bidder's good faith efforts. If the bidder is not able to meet the goal after taking additional efforts, the Department will make a pre-final determination of the good faith efforts of the bidder and will notify the designated responsible company official of the reasons for an adverse determination.
- (c) The bidder may request administrative reconsideration of a pre-final determination adverse to the bidder within the five (5) working days after the notification date of the determination by delivering the request to the Department of Transportation, Bureau of Small Business Enterprises, Contract Compliance Section, 2300 South Dirksen

Parkway, Room 319, Springfield, Illinois 62764 (Telefax: (217)785-1524). Deposit of the request in the United States mail on or before the fifth business day shall not be deemed delivery. The pre-final determination shall become final if a request is not made and delivered. A request may provide additional written documentation and/or argument concerning the issue of whether an adequate good faith effort was made to meet the contract goal. In addition, the request shall be considered a consent by the bidder to extend the time for award. The request will be forwarded to the Department's Reconsideration Officer. The Reconsideration Officer will extend an opportunity to the bidder to meet in person in order to consider all issues of whether the bidder made a good faith effort to meet the goal. After the review by the Reconsideration Officer, the bidder will be sent a written decision within ten (10) working days after receipt of the request for reconsideration, explaining the basis for finding that the bidder did or did not meet the goal or make adequate good faith efforts to do so. A final decision by the Reconsideration Officer that a good faith effort was made shall approve the Utilization Plan submitted by the bidder and shall clear the contract for award. A final decision that a good faith effort was not made shall render the bid not responsive.

CONTRACT COMPLIANCE. Compliance with this Special Provision is an essential part of the contract. The Department is prohibited by federal regulations from crediting the participation of a DBE included in the Utilization Plan toward either the contract goal or the Department's overall goal until the amount to be applied toward the goals has been paid to the DBE. The following administrative procedures and remedies govern the compliance by the Contractor with the contractual obligations established by the Utilization Plan. After approval of the Plan and award of the contract, the Utilization Plan and individual DBE Participation Statements become part of the contract. If the Contractor did not succeed in obtaining enough DBE participation to achieve the advertised contract goal, and the Utilization Plan was approved and contract awarded based upon a determination of good faith, the total dollar value of DBE work calculated in the approved Utilization Plan as a percentage of the awarded contract value shall become the amended contract goal.

- (a) No amendment to the Utilization Plan may be made without prior written approval from the Department's Bureau of Small Business Enterprises. All requests for amendment to the Utilization Plan shall be submitted to the Department of Transportation, Bureau of Small Business Enterprises, Contract Compliance Section, 2300 South Dirksen Parkway, Room 319, Springfield, Illinois 62764. Telephone number (217) 785-4611. Telefax number (217) 785-1524.
- (b) All work indicated for performance by an approved DBE shall be performed, managed, and supervised by the DBE executing the Participation Statement. The Contractor shall not terminate for convenience a DBE listed in the Utilization Plan and then perform the work of the terminated DBE with its own forces, those of an affiliate or those of another subcontractor, whether DBE or not, without first obtaining the written consent of the Bureau of Small Business Enterprises to amend the Utilization Plan. If a DBE listed in the Utilization Plan is terminated for reasons other than convenience, or fails to complete its work on the contract for any reason, the Contractor shall make good faith efforts to find another DBE to substitute for the terminated DBE. The good faith efforts shall be

directed at finding another DBE to perform at least the same amount of work under the contract as the DBE that was terminated, but only to the extent needed to meet the contract goal or the amended contract goal. The Contractor shall notify the Bureau of Small Business Enterprises of any termination for reasons other than convenience, and shall obtain approval for inclusion of the substitute DBE in the Utilization Plan. If good faith efforts following a termination of a DBE for cause are not successful, the Contractor shall contact the Bureau and provide a full accounting of the efforts undertaken to obtain substitute DBE participation. The Bureau will evaluate the good faith efforts in light of all circumstances surrounding the performance status of the contract, and determine whether the contract goal should be amended.

- (c) The Contractor shall maintain a record of payments for work performed to the DBE participants. The records shall be made available to the Department for inspection upon request. After the performance of the final item of work or delivery of material by a DBE and final payment therefor to the DBE by the Contractor, but not later than thirty (30) calendar days after payment has been made by the Department to the Contractor for such work or material, the Contractor shall submit a DBE Payment Report on Department form SBE 2115 to the Regional Engineer. If full and final payment has not been made to the DBE, the Report shall indicate whether a disagreement as to the payment required exists between the Contractor and the DBE or if the Contractor believes that the work has not been satisfactorily completed. If the Contractor does not have the full amount of work indicated in the Utilization Plan performed by the DBE companies indicated in the Plan, the Department will deduct from contract payments to the Contractor the amount of the goal not achieved as liquidated and ascertained damages.
- (d) The Department reserves the right to withhold payment to the Contractor to enforce the provisions of this Special Provision. Final payment shall not be made on the contract until such time as the Contractor submits sufficient documentation demonstrating achievement of the goal in accordance with this Special Provision or after liquidated damages have been determined and collected.
- (e) Notwithstanding any other provision of the contract, including but not limited to Article 109.09 of the Standard Specifications, the Contractor may request administrative reconsideration of a decision to deduct the amount of the goal not achieved as liquidated damages. A request to reconsider shall be delivered to the Contract Compliance Section and shall be handled and considered in the same manner as set forth in paragraph (c) of "Good Faith Effort Procedures" of this Special Provision, except a final decision that a good faith effort was not made during contract performance to achieve the goal agreed to in the Utilization Plan shall be the final administrative decision of the Department.

ELASTOMERIC BEARINGS (BDE)

Effective: April 1, 2005

Revise Section 1083 of the Standard Specifications to read:

"SECTION 1083. ELASTOMERIC BEARINGS

1083.01 Description. Elastomeric bearings shall consist of steel laminated elastomeric pads or assemblies of steel laminated elastomeric pads with externally bonded structural steel bearing plates, structural steel top bearing plate, and required stainless steel and TFE sheets, as shown on the plans and as specified herein.

Shop drawings of the bearing assemblies shall be submitted to the Engineer. The bearing assemblies shall be furnished as a complete unit from one manufacturing source.

1083.02 Materials. Materials shall be according to the following.

- (a) **Properties of the Elastomer.** The elastomer compound used in the construction of the bearings shall contain only virgin crystallization resistant polychloroprene (neoprene) or virgin natural polyisoprene (natural rubber) as the raw polymer. All materials shall be new with no reclaimed material incorporated in the finished bearing. The elastomer compounds shall be classified as being of low-temperature, Grade 3, as specified by the minimum grade requirements of Table 14.7.5.2-2, "Low Temperature Zones and Minimum Grade of Elastomer", of the AASHTO LRFD Bridge Design Specification. Low temperature zones used in this table are as defined in Figure 14.7.5.2-1, "Temperature Zones", of the same publication.

The cured elastomer shall be according to the following requirements. The properties of the cured elastomeric compound material shall be determined using samples taken from actual bearings.

Material ^{1/2/} Property	ASTM Standard	Test Requirements	Polyisoprene (Natural Rubber)	Polychloroprene (Neoprene)
Physical Properties	D 2240	Hardness	55 ± 5 Shore "A" points	55 ± 5 Shore "A" points
	D 412	Min. Tensile Strength	15,500 kPa (2250 psi)	15,500 kPa (2250 psi)
		Min. Ultimate Elongation	400%	400%
Heat Resistance	D 573 at Specified Temp.	Specified Temperature of Test	70 °C (158 °F)	100 °C (212 °F)
		Aging Time	168 hours	70 hours
		Max. Change in Durometer hardness	+10 Shore "A" points	+15 Shore "A" points
		Max. Change in Tensile Strength	-25%	-15%

		Max. Change in Ultimate Elongation	-25%	-40%
Adhesion ^{3/} to Steel	Illinois Test Procedure 603	Bond Strength (Peel Test)	7 N/mm (40 lb/in.)	7 N/mm (40 lb/in.)
	D 429, B	Adhesion Failure	R-80%	R-80%

1/ All material tests shall be conducted at $23 \pm 2^\circ\text{C}$ ($73 \pm 4^\circ\text{F}$) unless otherwise noted.

2/ For the purpose of determining conformance with this specification, an observed or calculated value shall be rounded off to the nearest 100 kPa (10 psi) for tensile strength, to the nearest ten percent of elongation, and to the nearest one percent for change in aged tensile and aged elongation. Hardness and aged hardness shall be rounded off to nearest point according to AASHTO R 11.

3/ The adhesion failure requirement is waived if bond strength equals or exceeds 14 N/mm (80 lb/in.).

- (b) TFE Material. The TFE resin shall be 100 percent virgin material, premium grade, meeting the requirements of ASTM D 4894. The TFE sheet (polytetrafluoroethylene sheet, premium grade) shall consist of pure TFE resin, compression molded and skived into sheets of the required thickness. The finished sheet shall conform to the following.

ASTM Standard	Physical Properties	
D 638M (D 638)	Tensile strength min, kPa (psi)	19,300 (2800)
D 638M (D 638)	Elongation, min %	200
D 792	Specific Gravity	2.15-2.20
D 2240	Hardness, Durometer D	50-65
D 621	Deformation Under Load	
	23 °C/690 kPa/24 hrs (73 °F/100 psi/24 hrs), %	2-3
	50 °C/8,300 kPa/24 hrs (122 °F/1200 psi/24 hrs), %	4-8
	23 °C/13,800 kPa/24 hrs (73 °F/2000 psi/24 hrs), %	15 max.
D 570	Water Absorption, %	0.01 max.
	Static Coef. of Friction at 3450 kPa (500 psi) bearing pressure on stainless steel, max.	0.07
D 429, B	Adhesion to Steel Peel Strength, N/mm (lb/in.)	4.4 (25)

- (c) Stainless Steel Sheets. The stainless steel sheets shall be of the thickness specified and shall conform to ASTM A 240, Type 304. The sliding surface shall have a Type 2B finish or smoother as per the American Society of Metals.

- (d) Structural Steel. Structural steel components shall be according to the following.

- (1) Structural Steel Bearing Plates. The structural steel bearing plates shall conform to the requirements of AASHTO M 270M Grade 250 (M 270, Grade 36).

- (2) Internal Steel Laminates. The internal steel laminates for the laminated elastomeric bearings shall be rolled mild steel sheets conforming to AISI 1015 - 1025, inclusive, ASTM A 1008 (A 1008M) or ASTM A 1011 (A 1011M) for less than 5 mm (3/16 in.) thick sheets, or AASHTO M 270M, Grade 250 (M 270, Grade 36) or ASTM A 283M (A 283) Grade D for 5 mm (3/16 in.) and thicker sheets.
- (3) Shear Restrictor Pin. The shear restrictor pin, when required, shall be press fit into the bearing plate and shall be alloy steel, quenched, and tempered to a minimum yield strength 1,450,000 kPa (210,000 psi) or RC hardness of 50 to 55.
- (4) Threaded Stud. The threaded stud, nuts and washers, when required, shall conform to the requirements of ASTM A 449 or A 193-B7 and shall be galvanized according to Article 1006.08 of the Standard Specifications.

1083.03 Fabrication Requirements. Bearings with steel laminates shall be cast as a unit in a mold and bonded and vulcanized under heat and pressure. The molds shall have standard shop practice mold finish. The internal steel laminates shall be blast cleaned to a condition matching that of SSPC-Vis 1-01, Pictorial Standard SP6, and additionally cleaned of any oil or grease before bonding. External load plates shall be protected from rusting by the manufacturer, and shall be hot bonded to the bearing during vulcanization. The bond of steel components to and within the elastomeric pads shall be continuous throughout the plan area with no voids or air spaces greater than 2.5 mm (0.10 in.) within the bonding material. Bearings with steel laminates which are designed to act as a single unit with a given shape factor must be manufactured as a single unit. Corners and edges may be rounded with a radius at the corners not exceeding 10 mm (3/8 in.) and a radius at the edges not exceeding 6 mm (1/4 in.).

Bonding of TFE sheets shall be done as noted on the plans. No rubber flash will be permitted on the edges of TFE bearing surfaces. All burrs or raised edges along the perimeter of the TFE surface shall be removed before shipment.

All dimension tolerances shall be according to the following.

Dimensions	Tolerances	
	mm	(in.)
Overall vertical dimensions: Design thickness; 32 mm (1 1/4 in.) or less Design thickness; over 32 mm (1 1/4 in.)	-0, +3 -0, +6	(-0, + 1/8) (-0, + 1/4)
Overall horizontal dimensions: For measurements 914 mm (36 in.) and less For measurements over 914 mm (36 in.)	-0, +6 -0, +12	(-0, + 1/4) (-0, + 1/2)
Thickness of individual layers of elastomer at any point within the bearing:	± 20 % of design value but no more than ± 3 mm (1/8 in.)	
Variation from a plane parallel to the theoretical surface: (as determined by measurements at the edge of the bearings)	Slope relative to the bottom of no more than 0.005 radians.	
Top		
Sides		
Position of exposed connection members:	± 3	(± 1/8)
Edge cover of embedded steel laminates, restraining devices, holes and slots:	+ 3 min. + 6 max.	(+ 1/8 min.) (+ 1/4 max.)
Size of holes, slots, or inserts:	± 3	(± 1/8)
Position of holes, slots, or inserts:	± 3	(± 1/8)

Structural steel bearing plates shall be fabricated according to Article 505.04 of the Standard Specifications. Prior to shipment of the bearing assemblies, the exposed edges and other exposed portions of the structural steel bearing plates shall be cleaned and painted in accordance with Articles 506.03 and 506.04 of the Standard Specifications. Painting shall be with the zinc-silicate primer according to Article 1008.22 of the Standard Specifications. During the cleaning and painting, the stainless steel and TFE sheet sliding surfaces and the elastomer shall be protected from abrasion and paint.

1083.04 Testing and Acceptance. The rubber laminates shall be of uniform integral units, capable of being separated by mechanical means into separate, well-defined elastomeric layers. The ultimate breakdown limit of the elastomeric bearing under compressive loading shall be not less than 13,800 kPa (2000 psi).

The bearing manufacturer shall load test each completed steel laminated elastomeric bearing pad assembly prior to shipment. The bearings shall be loaded to 10,300 kPa (1500 psi) and under this loading shall exhibit relatively uniform bulging of the rubber layers on all sides and shall show no bond loss or edge splitting. Bearing assemblies under this loading showing nonuniform bulging from one side of the pad to the other, nonuniform bulging along any vertical face of a pad, bulging extending across the specified location of one or more of the internal steel laminates or edge splitting shall be replaced. Nonuniform bulging from one side of the pad to the other may be an indication of lateral misalignment of the internal steel laminates and would not be cause for replacement if probing shows that the edge cover of the steel laminates are within the specified tolerances. Nonuniform bulging along any vertical face of the pad may be

an indication of vertical misalignment of the steel laminates and would not be cause for replacement if measurement of the bases of the nonuniform bulges show that the thickness of the elastomeric layers are within the specified ± 20 percent tolerance. Bulging across the specified location of one or more steel laminates indicates missing steel laminates or lack of bond and pads exhibiting these characteristics shall always be replaced.

The Contractor shall furnish certified copies of the bearing manufacturer's test reports on the physical properties of the component materials for the bearings to be furnished and a certification by the bearing manufacturer that the bearings furnished have been load tested and conform to all requirements.

When directed by the Engineer, the Contractor shall furnish random samples of component materials used in the bearings for testing. In addition, when requested in writing by the Engineer, the Contractor shall furnish an additional project bearing assembly to the Department for testing. When the additional bearing assembly is requested, the Engineer retains the right to select the bearing assembly for testing at random from the project lot. The Contractor will be paid for the additional bearing assembly as specified in Article 503.22 of the Standard Specifications. If the bearing assembly tested is found to be unacceptable, two additional bearing assemblies will be tested. If both are acceptable, the lot will be accepted. If either of the two additional bearing assemblies are unacceptable, the lot will be rejected. The Contractor shall have a new lot produced, including one additional test bearing. No payment will be made for the original failed bearing assembly or any subsequent test assemblies."

80144

EPOXY PAVEMENT MARKING (BDE)

Effective: January 1, 2001

Revised: August 1, 2003

Revise Article 1095.04(b) of the Standard Specifications to read:

"(b) The Epoxide Value (WPE) of Component A shall be tested according to ASTM D 1652 on a pigment free basis. The WPE shall not vary more than plus or minus 50 units of the qualification samples."

Revise Article 1095.04(c) of the Standard Specifications to read:

"(c) The Total Amine Value of Component B shall be tested according to ASTM D 2074. The Total Amine Value shall not vary more than plus or minus 50 units of the qualification samples."

Revise Article 1095.04(g) of the Standard Specifications to read:

"(g) The epoxy pavement marking material, when mixed in the proper mix ratio and applied at 0.35 mm to 0.41 mm (14 to 16 mils) wet film thickness and with the proper saturation of glass spheres, shall exhibit a dry no pick-up time of twenty minutes or less when tested according to ASTM D 711."

Revise Article 1095.04(m) of the Standard Specifications to read:

"(m) The glass beads meet the requirements of Article 1095.07 and the following:

- (1) The first drop glass beads shall be tested by the standard visual method of large glass spheres adopted by the Department. The beads shall have a silane coating and meet the following sieve requirements.

Sieve Size	U.S. Standard Sieve Number	% Passing (by weight)
1.70 mm	12	95-100
1.40 mm	14	75-95
1.18 mm	16	10-47
1.00 mm	18	0-7
850 μ m	20	0-5

- (2) The second drop glass beads shall be Type B."

Revise the second sentence of the first paragraph of Article 1095.04(n) of the Standard Specifications to read:

"Subject the coated panel for 75 hours to accelerated weathering using the light and water exposure apparatus (fluorescent UV – condensation type) as specified in ASTM G 53 (equipped with UVB-313 lamps)."

80041

EXPANSION JOINTS (BDE)

Effective: August 1, 2003

Add the following paragraph after the second paragraph of Article 420.10(e) of the Standard Specifications:

"After the dowel bars are oiled, plastic expansion caps shall be secured to the bars maintaining a minimum expansion gap of 50 mm (2 in.) between the end of the bar and the end of the cap. The caps shall fit snugly on the bar and the closed end shall be watertight. For expansion joints formed using dowel bar basket assemblies, the caps shall be installed on the alternating free ends of the bars. For expansion joints formed using a construction header, the caps shall be installed on the exposed end of each bar once the header has been removed and the joint filler material has been installed."

80103

79

FLAGGER VESTS (BDE)

Effective: April 1, 2003

Revised: August 1, 2005

Revise the first sentence of Article 701.04(c)(1) of the Standard Specifications to read:

"The flagger shall be stationed to the satisfaction of the Engineer and be equipped with a fluorescent orange, fluorescent yellow/green or a combination of fluorescent orange and fluorescent yellow/green vest meeting the requirements of the American National Standards Institute specification ANSI/ISEA 107-1999 for Conspicuity Class 2 garments and approved flagger traffic control signs conforming to Standard 702001 and Article 702.05(e)."

Revise Article 701.04(c)(6) of the Standard Specifications to read:

"(6) Nighttime Flagging. Flaggers shall be illuminated by an overhead light source providing a minimum vertical illuminance of 108 lux (10 fc) measured 300 mm (1 ft) out from the flagger's chest. The bottom of any luminaire shall be a minimum of 3 m (10 ft) above the pavement. Luminaire(s) shall be shielded to minimize glare to approaching traffic and trespass light to adjoining properties.

The flagger vest shall be a fluorescent orange or fluorescent orange and fluorescent yellow/green vest meeting the requirements of the American National Standards Institute specification ANSI/ISEA 107-1999 for Conspicuity Class 3 garments."

80101

FREEZE-THAW RATING (BDE)

Effective: November 1, 2002

Revise the first sentence of Article 1004.02(f) of the Standard Specifications to read:

“When coarse aggregate is used to produce portland cement concrete for base course, base course widening, pavement, driveway pavement, sidewalk, shoulders, curb, gutter, combination curb and gutter, median, paved ditch or their repair using concrete, the gradation permitted will be determined from the results of the Department’s Freeze-Thaw Test.”

80079

HAND VIBRATOR (BDE)

Effective: November 1, 2003

Add the following paragraph to Article 1103.17(a) of the Standard Specifications:

"The vibrator shall have a non-metallic head for areas containing epoxy coated reinforcement. The head shall be coated by the manufacturer. The hardness of the non-metallic head shall be less than the epoxy coated reinforcement, resulting in no damage to the epoxy coating. Slip-on covers will not be allowed."

80054

PARTIAL PAYMENTS (BDE)

Effective: September 1, 2003

Revise Article 109.07 of the Standard Specifications to read:

***109.07 Partial Payments.** Partial payments will be made as follows:

- (a) **Progress Payments.** At least once each month, the Engineer will make a written estimate of the amount of work performed in accordance with the contract, and the value thereof at the contract unit prices. The amount of the estimate approved as due for payment will be vouchered by the Department and presented to the State Comptroller for payment. No amount less than \$1000.00 will be approved for payment other than the final payment.

The failure to perform any requirement, obligation, or term of the contract by the Contractor shall be reason for withholding any progress payments until the Department determines that compliance has been achieved. Furthermore, progress payments may be reduced by liens filed pursuant to Section 23(c) of the Mechanics Lien Act, 770 ILCS 60/23(c).

- (b) **Material Allowances.** At the discretion of the Department, payment may be made for materials, prior to their use in the work, when satisfactory evidence is presented by the Contractor. Satisfactory evidence includes justification for the allowance (to expedite the work, meet project schedules, regional or national material shortages, etc.), documentation of material and transportation costs, and evidence that such material is properly stored on the project or at a secure location acceptable and accessible to the Department.

Material allowances will be considered only for nonperishable materials when the cost, including transportation, exceeds \$10,000 and such materials are not expected to be utilized within 60 days of the request for the allowance. For contracts valued under \$500,000, the minimum \$10,000 requirement may be met by combining the principal (material) product of no more than two contract items. An exception to this two item limitation may be considered for any contract regardless of value for items in which material (products) are similar except for type and/or size.

Material allowances shall not exceed the value of the contract items in which used and shall not include the cost of installation or related markups. Amounts paid by the Department for material allowances will be deducted from estimates due the Contractor as the material is used. Two-sided copies of the Contractor's cancelled checks for materials and transportation must be furnished to the Department within 60 days of payment of the allowances or the amounts will be reclaimed by the Department."

80116

PAYMENTS TO SUBCONTRACTORS (BDE)

Effective: June 1, 2000

Revised: September 1, 2003

Federal regulations found at 49 CFR §26.29 mandate the Department to establish a contract clause to require Contractors to pay subcontractors for satisfactory performance of their subcontracts no later than 30 days from the receipt of each payment made to the Contractor.

State law addresses the timing of payments to be made to subcontractors. Section 7 of the Prompt Payment Act, 30 ILCS 540/7, generally requires that when a Contractor receives any payment from the Department, the Contractor is required to make corresponding, proportional payments to each subcontractor performing work within 15 calendar days after receipt of the state payment. Section 7 of the State Prompt Payment Act further provides that interest in the amount of 2% per month, in addition to the payment due, shall be paid to any subcontractor by the Contractor if the payment required by the Act is withheld or delayed without reasonable cause. The Act also provides that the time for payment required and the calculation of any interest due applies to transactions between subcontractors and lower-tier subcontractors throughout the contracting chain.

This Special Provision establishes the required federal contract clause, and adopts the 15 calendar day requirement of the Act for purposes of compliance with the federal regulation regarding payments to subcontractors. This contract is subject to the following payment obligations.

As progress payments are made to the Contractor in accordance with Article 109.07 of the Standard Specifications for Road and Bridge Construction, the Contractor shall make a corresponding partial payment within 15 calendar days to each subcontractor in proportion to the work satisfactorily completed by each subcontractor. The proportionate amount of partial payment due to each subcontractor shall be determined by the quantities measured or otherwise determined as eligible for payment by the Department and included in the progress payment to the Contractor. Subcontractors shall be paid in full within 15 calendar days after the subcontractor's work has been satisfactorily completed. The Contractor shall hold no retainage from the subcontractors.

This Special Provision does not create any rights in favor of any subcontractor against the State of Illinois or authorize any cause of action against the State of Illinois on account of any payment, nonpayment, delayed payment or interest claimed by application of the State Prompt Payment Act. The Department will neither determine the reasonableness of any cause for delay of payment nor enforce any claim to payment, including interest. Moreover, the Department will not approve any delay or postponement of the 15 day requirement. State law creates remedies available to any subcontractor or material supplier, regardless of tier, who has not been paid for work properly performed or material furnished. These remedies are a lien against public funds set forth in Section 23(c) of the Mechanics Lien Act, 770 ILCS 60/23(c), and a recovery on the Contractor's payment bond in accordance with the Public Construction Bond Act, 30 ILCS 550.

80022

PERSONAL PROTECTIVE EQUIPMENT (BDE)

Effective: July 1, 2004

All personnel, excluding flaggers, working outside of a vehicle (car or truck) within 7.6 m (25 ft) of pavement open to traffic shall wear a fluorescent orange, fluorescent yellow/green or a combination of fluorescent orange and fluorescent yellow/green vest meeting the requirements of the American National Standards Institute specification ANSI/ISEA 107-1999 for Conspicuity Class 2 garments. Other types of garments may be substituted for the vest as long as the garments have manufacturers tags identifying them as meeting the ANSI Class 2 requirement.

80130

85

PORTLAND CEMENT (BDE)

Effective: January 1, 2005

Replace the first sentence of the second paragraph of Article 1001.01 of the Standard Specifications with the following:

"For portland cement according to ASTM C 150, the addition of up to 5.0 percent limestone by mass (weight) to the cement will not be permitted. Also, the total of all organic processing additions shall not exceed 1.0 percent by mass (weight) of the cement and the total of all inorganic processing additions shall not exceed 4.0 percent by mass (weight) of the cement."

80139

PORTLAND CEMENT CONCRETE (BDE)

Effective: November 1, 2002

Add the following paragraph after the fourth paragraph of Article 1103.01(b) of the Standard Specifications:

"The truck mixer shall be approved before use according to the Bureau of Materials and Physical Research's Policy Memorandum, "Approval of Concrete Plants and Delivery Trucks"."

Add the following paragraph after the first paragraph of Article 1103.01(c) of the Standard Specifications:

"The truck agitator shall be approved before use according to the Bureau of Materials and Physical Research's Policy Memorandum, "Approval of Concrete Plants and Delivery Trucks"."

Add the following paragraph after the first paragraph of Article 1103.01(d) of the Standard Specifications:

"The nonagitator truck shall be approved before use according to the Bureau of Materials and Physical Research's Policy Memorandum, "Approval of Concrete Plants and Delivery Trucks"."

Revise the first sentence of the first paragraph of Article 1103.02 of the Standard Specifications to read:

"The plant shall be approved before production begins according to the Bureau of Materials and Physical Research's Policy Memorandum, "Approval of Concrete Plants and Delivery Trucks"."

80083

PRECAST CONCRETE PRODUCTS (BDE)

Effective: July 1, 1999

Revised: November 1, 2004

Product Approval. Precast concrete products shall be produced according to the Department's current Policy Memorandum, "Quality Control/Quality Assurance Program for Precast Concrete Products". The Policy Memorandum applies to precast concrete products listed under the Products Key of the "Approved List of Certified Precast Concrete Producers".

Precast Concrete Box Culverts. Add the following sentence to the end of the fourth paragraph of Article 540.06:

"After installation, the interior and exterior joint gap between precast concrete box culvert sections shall not exceed 38 mm (1 1/2 in.)."

Portland Cement Replacement. For precast concrete products using Class PC concrete or other mixtures, portland cement replacement with fly ash or ground granulated blast-furnace (GGBF) slag shall be governed by the AASHTO or ASTM standard specification referenced in the Standard Specifications.

For all other precast concrete products using Class PC concrete or other mixtures, portland cement replacement with fly ash or GGBF slag shall be approved by the Engineer. Class F fly ash shall not exceed 15 percent by mass (weight) of the total portland cement and Class F fly ash. Class C fly ash shall not exceed 20 percent by mass (weight) of the total portland cement and Class C fly ash. GGBF slag shall not exceed 25 percent by mass (weight) of the total portland cement and GGBF slag.

Concrete mix designs, for precast concrete products, shall not consist of portland cement, fly ash and GGBF slag.

Ready-Mixed Concrete. Delete the last paragraph of Article 1020.11(a) of the Standard Specifications.

Shipping. When a precast concrete product has attained the specified strength, the earliest the product may be loaded, shipped, and used is on the fifth calendar day. The first calendar day shall be the date casting was completed.

Acceptance. Products which have been lot or piece inspected and approved by the Department prior to July 1, 1999, will be accepted for use on this contract.

419.doc



PRECAST, PRESTRESSED CONCRETE MEMBERS (BDE)

Effective: April 1, 2004

Revise the tables, "Maximum Allowable Dimensional Tolerances for Precast, Prestressed I-beams and Bulb T-beams" in Article 504.06(d) of the Standard Specifications to read:

"Maximum Allowable Dimensional Tolerances for Precast, Prestressed Concrete I-Beams and Bulb T-Beams	
	mm
Depth (flanges, web and fillets)	± 5
Depth (overall)	+ 5 to - 3
Width (flanges and fillets)	± 5
Width (web)	+ 5 to - 3
Length	± 3 per 3 m, max. + 15 to - 20
Square Ends (deviation from square)	± 5
Skew Ends (deviation from tangent offset)	± 5
Side Insert (spacing between centers of inserts and from the centers of inserts to the ends of the beams)	± 15
Bearing Plates (spacing between the centers of bearing plates)	± 15
Bearing Plate (spacing between the centers of bearing plates to the ends of the beams)	± 5
Bearing Plate or Bearing Area (variation from a true horizontal plane or from a plane surface when tested with a straightedge)	± 2
Stirrup Bars (extension above top of the beam)	0 to - 10
Stirrup Bars longitudinal spacing	
Within a distance equal to the depth of the member and measured from the end of the member	+ 25
In all other locations	+ 50
<p>The number of stirrups shall not be less than the required number in each length. Additional stirrups may be added when the maximum allowable tolerance is exceeded provided the minimum clearance between stirrups is not less than 50 mm.</p>	
<p>End Stirrup Bars - not more than 50 mm from the end of the beam</p>	
Horizontal Alignment (deviation from a straight line parallel to the centerline of the beam)	± 3 per 3-m, max. ± 30

Maximum Allowable Dimensional Tolerances For
Precast, Prestressed Concrete I-Beams
and Bulb T-Beams
(English)

in.

Depth (flanges, web and fillets)	± 1/4
Depth (overall)	+ 1/4 to - 1/8
Width (flanges and fillets)	± 1/4
Width (web)	+ 1/4 to - 1/8
Length	± 1/8 per 10', max. + 1/2 to - 3/4
Square Ends (deviation from square)	± 1/4
Skew Ends (deviation from tangent offset)	± 1/4
Side Insert (spacing between centers of inserts and from the centers of inserts to the ends of the beams)	± 1/2
Bearing Plates (spacing between the centers of bearing plates)	± 1/2
Bearing Plate (spacing between the centers of bearing plates to the ends of the beams)	± 1/4
Bearing Plate or Bearing Area (variation from a true horizontal plane or from a plane surface when tested with a straightedge)	± 1/16
Stirrup Bars (extension above top of the beam)	0 to - 3/8
Stirrup Bars longitudinal spacing	
Within a distance equal to the depth of the member and measured from the end of the member	+ 1
In all other locations	+ 2

The number of stirrups shall not be less than the required number in each length. Additional stirrups may be added when the maximum allowable tolerance is exceeded provided the minimum clearance between stirrups is not less than 2 in.

End Stirrup Bars - not more than 2" from the end of the beam

Horizontal Alignment (deviation from a straight line parallel to the centerline of the beam) ± 1/8 per 10 ft, max. ± 1 1/4"

80120

RAISED REFLECTIVE PAVEMENT MARKERS (BRIDGE) (BDE)

Effective: August 1, 2003

Add the following sentence to the end of the second paragraph of Article 781.03(a) of the Standard Specifications:

"The installed height for the reflective pavement markers shall be approximately 7.5 mm (0.3 in.) above the road surface."

Revise Article 781.05 of the Standard Specifications to read:

"781.05 Basis of Payment. This work will be paid for at the contract unit price per each for RAISED REFLECTIVE PAVEMENT MARKER, RAISED REFLECTIVE PAVEMENT MARKER (BRIDGE), TEMPORARY RAISED REFLECTIVE PAVEMENT MARKER, and REPLACEMENT REFLECTOR."

Revise the first paragraph of Article 1096.01(b) of the Standard Specifications to read:

"(b) The overall dimensions for raised reflective pavement markers shall be approximately 254 mm (10 in.) long by 140 mm (5.5 in.) wide and a maximum of 45 mm (1.76 in.) high. The overall dimensions for bridge raised reflective pavement markers shall be approximately 235 mm (9.25 in.) long by 149 mm (5.86 in.) wide and a maximum of 32 mm (1.25 in.) high. The surface of the keel and web shall be free of scale, dirt, rust, oil, grease, or any other contaminant which may reduce the bond."

80105

RAP FOR USE IN BITUMINOUS CONCRETE MIXTURES (BDE)

Effective: January 1, 2000

Revised: April 1, 2002

Revise Article 1004.07 to read:

"1004.07 RAP Materials. RAP is reclaimed asphalt pavement resulting from cold milling or crushing of an existing dense graded hot-mix asphalt pavement. RAP must originate from routes or airfields under federal, state or local agency jurisdiction. The Contractor shall supply documentation that the RAP meets these requirements.

(a) Stockpiles. The Contractor shall construct individual, sealed RAP stockpiles meeting one of the following definitions. No additional RAP will be allowed on top of the pile after the pile has been sealed.

(1) Homogeneous. Homogeneous RAP stockpiles shall consist of RAP from Class I/ Superpave, or equivalent mixtures only and represent the same aggregate quality, but shall be at least C quality or better, the same type of crushed aggregate (either crushed natural aggregate, ACBF slag, or steel slag), similar gradation and similar AC content. If approved by the Engineer, combined single pass surface/binder millings may be considered "homogenous", with a quality rating dictated by the lowest coarse aggregate quality present in the mixture. Homogenous stockpiles shall meet the requirements of Article 1004.07(d). Homogeneous RAP stockpiles not meeting these requirements may be processed (crushing and screening) and retested.

(2) Conglomerate. Conglomerate RAP stockpiles shall consist of RAP from Class I/ Superpave, or equivalent mixtures only. The coarse aggregate in this RAP shall be crushed aggregate only and may represent more than one aggregate type and/or quality but shall be at least C quality or better. This RAP may have an inconsistent gradation and/or asphalt cement content prior to processing. All conglomerate RAP shall be processed prior to testing by crushing to where all RAP shall pass the 16 mm (5/8 in.) or smaller screen. Conglomerate RAP stockpiles shall not contain steel slag or other expansive material as determined by the Department. Conglomerate RAP stockpiles shall meet the requirements of Article 1004.07(d).

(3) Conglomerate "D" Quality (DQ). Conglomerate DQ RAP stockpiles shall consist of RAP containing coarse aggregate (crushed or round) that is at least D quality or better. This RAP may have an inconsistent gradation and/or asphalt content. Conglomerate DQ RAP stockpiles shall not contain steel slag or other expansive material as determined by the Department. Conglomerate DQ RAP shall meet the requirements of Article 1004.07(d).

Reclaimed Superpave Low ESAL IL-9.5L surface mixtures shall only be placed in conglomerate DQ RAP stockpiles due to the potential for rounded aggregate.

(4) Other. RAP stockpiles that do not meet the requirements of the stockpile categories listed above shall be classified as "Other". "Other" RAP stockpiles shall not be used in any of the Department's bituminous mixtures.

(b) Use. The allowable use of a RAP stockpile shall be set by the lowest quality of coarse aggregate in the RAP stockpile. Class I/Superpave surface mixtures are designated as containing Class B quality coarse aggregate only. Superpave Low ESAL IL-19.0L binder and IL-9.5L surface mixtures are designated as Class C quality coarse aggregate only. Class I/Superpave binder mixtures, bituminous base course mixtures, and bituminous base course widening mixtures are designated as containing Class C quality coarse aggregate only. Bituminous stabilized subbase and BAM shoulders are designated as containing Class D quality coarse aggregate only. Any mixture not listed above shall have the designated quality determined by the Department.

RAP containing steel slag or other expansive material, as determined by the Department, shall be homogeneous and will be approved for use in Class I/Superpave (including Low ESAL) surface mixtures only. RAP stockpiles for use in Class I/Superpave mixtures (including Low ESAL), base course, base course widening and Class B mixtures shall be either homogeneous or conglomerate RAP stockpiles except conglomerate RAP stockpiles shall not be used in Superpave surface mixture Ndesign 50 or greater. RAP for use in bituminous aggregate mixtures (BAM) shoulders and BAM stabilized subbase shall be from homogeneous, conglomerate, or conglomerate DQ stockpiles.

Additionally, RAP used in Class I/Superpave surface mixtures shall originate from milled or crushed mixtures only, in which the coarse aggregate is of Class B quality or better. RAP stockpiles for use in Class I/Superpave (including Low ESAL) binder mixes as well as base course, base course widening and Class B mixtures shall originate from milled or processed surface mixture, binder mixture, or a combination of both mixtures uniformly blended to the satisfaction of the Engineer, in which the coarse aggregate is of Class C quality or better.

(c) Contaminants. RAP containing contaminants, such as earth, brick, sand, concrete, sheet asphalt, bituminous surface treatment (i.e. chip seal), pavement fabric, etc., will be unacceptable unless the contaminants are removed to the satisfaction of the Engineer. Sheet asphalt shall be stockpiled separately.

(d) Testing. All RAP shall be sampled and tested either during or after stockpiling.

For testing during stockpiling, washed extraction samples shall be run at the minimum frequency of one sample per 450 metric tons (500 tons) for the first 1800 metric tons (2,000 tons) and one sample per 1800 metric tons (2,000 tons) thereafter. A minimum of five tests shall be required for stockpiles less than 3600 metric tons (4,000 tons).

For testing existing stockpiles, the Contractor shall submit a plan for approval to the District proposing a satisfactory method of sampling and testing the RAP pile either in-situ or by restockpiling. The sampling plan shall meet the minimum frequency required above and detail the procedure used to extract representative samples throughout the pile for testing.

Before extraction, each field sample shall be split to test sample size. One of the two test samples from the final split shall be labeled and stored for Department use. The Contractor shall extract the other test sample according to Department procedure. The Engineer reserves the right to test any sample (split or Department-taken) to verify Contractor test results.

All of the extraction results shall be compiled and averaged for asphalt content and gradation. Individual extraction test results, when compared to the averages, will be accepted if within the tolerances listed below.

Parameter	Homogeneous / Conglomerate	Conglomerate "D" Quality
25 mm (1 in.)		± 5%
12.5 mm (1/2 in.)	± 8%	± 15%
4.75 mm (No. 4)	± 6%	± 13%
2.36 mm (No. 8)	± 5%	
1.18 mm (No. 16)		± 15%
600 μm (No. 30)	± 5%	
75 μm (No. 200)	± 2.0%	± 4.0%
AC	± 0.4%	± 0.5%

If more than 20 percent of the individual sieves are out of the gradation tolerances, or if more than 20 percent of the asphalt content test results fall outside the appropriate tolerances, the RAP will not be allowed to be used in the Department's bituminous concrete mixtures unless the RAP representing the failing tests is removed from the stockpile to the satisfaction of the Engineer. All test data and acceptance ranges shall be sent to the District for evaluation.

With the approval of the Engineer, the ignition oven may be substituted for extractions according to the Illinois Test Procedure, "Calibration of the Ignition Oven for the Purpose of Characterizing Reclaimed Asphalt Pavement (RAP)".

- (e) Designs. At the Contractor's option, bituminous concrete mixtures may be constructed utilizing RAP material meeting the above detailed requirements. The amount of RAP included in the mixture shall not exceed the percentages specified in the plans.

RAP designs shall be submitted for volumetric verification. If additional RAP stockpiles are tested and found that no more than 20 percent of the results, as defined under "Testing" herein, are outside of the control tolerances set for the original RAP stockpile

and design, and meets all of the requirements herein, the additional RAP stockpiles may be used in the original mix design at the percent previously verified.

- (f) Production. The coarse aggregate in all RAP used shall be equal to or less than the nominal maximum size requirement for the bituminous mixture being produced.

To remove or reduce agglomerated material, a scalping screen, crushing unit or comparable sizing device approved by the Engineer shall be used in the RAP feed system to remove or reduce oversized material. If material passing the sizing device adversely affects the mix production or quality of the mix, the sizing device shall be set at a size specified by the Engineer.

If the RAP control tolerances or QC/QA test results require corrective action, the Contractor shall cease production of the mixture containing RAP and either switch to the virgin aggregate design or submit a new RAP design.

80011

SEEDING AND SODDING (BDE)

Effective: July 1, 2004

Revised: August 1, 2005

Revise Class 1A and 2A seeding mixtures shown in Table 1 of Article 250.07 of the Standard Specifications to read:

"Table 1 - SEEDING MIXTURES		
Class – Type	Seeds	kg/hectare (lb/acre)
1A Salt Tolerant Lawn Mixture 7/	Bluegrass	70 (60)
	Perennial Ryegrass	20 (20)
	Audubon Red Fescue	20 (20)
	Rescue 911 Hard Fescue	20 (20)
	Fults Salt Grass*	70 (60)
2A Salt Tolerant Roadside Mixture 7/	Alta Fescue or Ky 31	70 (60)
	Perennial Ryegrass	20 (20)
	Audubon Red Fescue	20 (30)
	Rescue 911 Hard Fescue	20 (30)
	Fults Salt Grass 1/	70 (60)"

Revise Note 7 of Article 250.07 of the Standard Specifications to read:

"Note 7. In Districts 1 through 6, the planting times shall be April 1 to June 15 and August 1 to November 1. In Districts 7 through 9, the planting times shall be March 1 to June 1 and August 1 to November 15. Seeding may be performed outside these dates provided the Contractor guarantees a minimum of 75 percent uniform growth over the entire seeded area(s) after one growing season. The guarantee shall be submitted to the Engineer in writing prior to performing the work. After one growing season, areas not sustaining 75 percent uniform growth shall be interseeded or reseeded, as determined by the Engineer, at the Contractor's expense."

Add the following sentence to Article 252.04 of the Standard Specifications:

"Sod shall not be placed during the months of July and August."

Revise the first paragraph of Article 252.08 of the Standard Specifications to read:

"252.08 Sod Watering. Within two hours after the sod has been placed, water shall be applied at a rate of 25 L/sq m (5 gal/sq yd). Additional water shall be applied every other day at a rate of 15 L/sq m (3 gal/sq yd) for a total of 15 additional waterings. During periods exceeding 26 °C (80 °F) or subnormal rainfall, the schedule of additional waterings may be altered with the approval of the Engineer."

Revise Article 252.09 of the Standard Specifications to read:

"252.09 Supplemental Watering. During periods exceeding 26 °C (80 °F) or subnormal rainfall, supplemental watering may be required after the initial and additional waterings. Supplemental watering shall be performed when directed by the Engineer. Water shall be applied at the rate specified by the Engineer within 24 hours of notice."

Revise the first and third paragraphs of Article 252.12 of the Standard Specifications to read:

"252.12 Method of Measurement. Sodding will be measured for payment in place and the area computed in square meters (square yards). To be acceptable for final payment, the sod shall be growing in place for a minimum of 30 days in a live, healthy condition. When directed by the Engineer, any defective or unacceptable sod shall be removed, replaced and watered by the Contractor at his/her own expense."

"Supplemental watering will be measured for payment in units of 1000 L (1000 gal) of water applied on the sodded areas. Waterings performed in addition to those required by Article 252.08 or after the 30 day establishment period will be considered as supplemental watering."

Replace the first paragraph of Article 252.13 of the Standard Specifications with the following:

"252.13 Basis of Payment. Sodding will be paid for at the contract unit price per square meter (square yard) for SODDING or SODDING, SALT TOLERANT according to the following schedule.

- (a) Initial Payment. Upon placement of sod, 25 percent of the pay item will be paid.
- (b) Final Payment. Upon acceptance of sod, the remaining 75 percent of the pay item will be paid."

Revise Article 1081.03(b) of the Standard Specifications to read:

"(b) Salt Tolerant Sod.

Variety	Percent by Weight
Buffalo Grass	30%
Buchloe Dactyloides	
Amigo Fineleaf Tall Fescue	20%
Audubon Red Fescue	15%
Rescue 911 Hard Fescue	15%
Rugby Kentucky Bluegrass	5%
Fults Pucinnellia Distans	15%"

Revise Table II of Article 1081.04(c)(6) of the Standard Specifications to read:

TABLE II						
Variety of Seeds	Hard Seed	Purity	Pure, Live	Weed	Secondary	Remarks
	Percent	Percent	Seed Percent	Percent	Noxious Weeds	
	Maximum	Minimum	Minimum	Maximum	No. per kg (oz)	
Alfalfa	20	92	89	0.50	211 (6)	1/
Brome Grass	-	90	75	0.50	175 (5)	-
Clover, Alsike	15	92	87	0.30	211 (6)	2/
Clover, Crimson	15	92	83	0.50	211 (6)	-
Clover, Ladino	15	92	87	0.30	211 (6)	-
Clover, Red	20	92	87	0.30	211 (6)	-
Clover, White Dutch	30	92	87	0.30	211 (6)	3/
Audubon Red Fescue	0	97	82	0.10	105 (3)	-
Fescue, Alta or Ky. 31	-	97	82	1.00	105 (3)	-
Fescue, Creeping Red	-	97	82	1.00	105 (3)	-
Fults Salt Grass	0	98	85	0.10	70 (2)	-
Kentucky Bluegrass	-	97	80	0.30	247 (7)	5/
Lespedeza, Korean	20	92	84	0.50	211 (6)	3/
Oats	-	92	88	0.50	70 (2)	4/
Orchard Grass	-	90	78	1.50	175 (5)	4/
Redtop	-	90	78	1.80	175 (5)	4/
Ryegrass, Perennial, Annual	-	97	85	0.30	175 (5)	4/
Rye, Grain, Winter	-	92	83	0.50	70 (2)	4/
Rescue 911 Hard Fescue	0	97	82	0.10	105 (3)	-
Timothy	-	92	84	0.50	175 (5)	4/
Vetch, Crown	30	92	67	1.00	211 (6)	3/ & 6/
Vetch, Spring	30	92	88	1.00	70 (2)	4/
Vetch, Winter	15	92	83	1.00	105 (3)	4/
Wheat, hard Red Winter	-	92	89	0.50	70 (2)	4/

80131

SELF-CONSOLIDATING CONCRETE FOR PRECAST PRODUCTS (BDE)

Effective: July 1, 2004

Definition. Self-consolidating concrete is a flowable mixture that does not require mechanical vibration for consolidation.

Usage. Self-consolidating concrete may be used for precast concrete products. The design and testing of a self-consolidating concrete mixture shall be according to Section 1020 of the Standard Specifications except as modified herein.

Materials. Materials shall conform to the following requirements:

- (a) **Self-Consolidating Admixtures.** The self-consolidating admixture system shall consist of either a high range water-reducing admixture only or a high range water-reducing admixture combined with a separate viscosity modifying admixture. The one or two component admixture system shall be capable of producing a flowable concrete that does not require mechanical vibration.

The high range water-reducing admixture shall comply with the requirements of AASHTO M 194, Type F.

The viscosity modifying admixture will be evaluated according to the test methods and mix design proportions referenced in AASHTO M 194, except the following physical requirements shall be met:

- (1) For initial and final set times, the allowable deviation of the test concrete from the reference concrete shall not be more than 1.0 hour earlier or 1.5 hours later.
 - (2) For compressive and flexural strengths, the test concrete shall be a minimum of 90 percent of the reference concrete at 3, 7 and 28 days.
 - (3) The length change of the test concrete shall be a maximum 135 percent of the reference concrete. However, if the length change of the reference concrete is less than 0.030 percent, the length change of the test concrete shall be a maximum 0.010 percentage units greater than the reference concrete.
 - (4) The relative durability factor of the test concrete shall be a minimum 80 percent.
- (b) **Fine Aggregate.** A fine aggregate used alone in the mix design shall not have an expansion greater than 0.30 percent per ASTM C 1260. For a blend of two or more fine aggregates, the resulting blend shall not have an expansion greater than 0.30 percent.

The aggregate blend expansion will be calculated as follows:

$$\text{Aggregate Blend Expansion} = (a/100 \times A) + (b/100 \times B) + (c/100 \times C) + \dots \text{etc.}$$

Where: a, b, c, ... = percent of aggregate blend
A, B, C, ... = aggregate expansion according to ASTM C 1260

Mix Design Criteria. The slump requirements of Article 1020.04 of the Standard Specifications shall not apply. In addition, the allowable coarse aggregate gradations shall be CA 11, CA 13, CA 14, CA 16, or a blend of these gradations. The fine aggregate proportion shall be a maximum 50 percent by mass (weight) of the total aggregate used.

Trail Batch. A minimum 1 cu m (1 cu yd) trial batch shall be produced. The mixture will be evaluated for air content, slump flow, visual stability index, compressive strength, passing ability, and static/dynamic segregation resistance.

The trial batch shall be scheduled and performed in the presence of the Engineer. Testing shall be performed per the Department's test method or as approved by the Engineer.

For the trial batch, the air content shall be within the top half of the allowable specification range. The slump flow range shall be 510 mm (20 in.) minimum to 710 mm (28 in.) maximum. The visual stability index shall be a maximum of 1. Strength shall be determined at 28 days. At the Contractor's option, strength may be determined for additional days.

Passing ability and static/dynamic segregation resistance shall be determined by tests selected by the Contractor and approved by the Engineer. The visual stability index shall not be used as the sole criteria for evaluating static segregation resistance.

After an acceptable mixture has been batched and tested, the mixture shall also be evaluated for robustness. Robustness shall be evaluated by varying the dosage of the self-consolidating admixture system and water separately. Additional trial batches may be necessary to accomplish this.

When necessary, the trial batches shall be disposed of according to Article 202.03 of the Standard Specifications.

Quality Control. Once testing is completed and acceptable results have been attained, production test frequencies and allowable test ranges for slump flow, visual stability index, passing ability, and static/dynamic segregation resistance shall be proposed. The production test frequencies and allowable test ranges will be approved by the Engineer.

The slump flow range shall be ± 50 mm (± 2 in.) of the target value, and within the overall range of 510 mm (20 in.) minimum to 710 mm (28 in.) maximum. The visual stability index shall be a maximum of 1. The approved test ranges for passing ability and static/dynamic segregation resistance will be based on recommended guidelines determined by the Engineer.

80132

STEEL COST ADJUSTMENT (BDE)

Effective: April 2, 2004

Revised: July 1, 2004

Description. At the bidder's option, a steel cost adjustment will be made to provide additional compensation to the Contractor or a credit to the Department for fluctuations in steel prices. The bidder must indicate on the attached form whether or not steel cost adjustments will be part of this contract. This attached form shall be submitted with the bid. Failure to submit the form shall make this contract exempt of steel cost adjustments.

Types of Steel Products. An adjustment will be made for fluctuations in the cost of steel used in the manufacture of the following items:

- Metal Piling (excluding temporary sheet piling)
- Structural Steel
- Reinforcing Steel

Other steel materials such as dowel bars, tie bars, mesh reinforcement, guardrail, steel traffic signal and light poles, towers and mast arms, metal railings (excluding wire fence), frames and grates, and other miscellaneous items will be subject to a steel cost adjustment when the pay item they are used in has a contract value of \$10,000 or greater.

Documentation. Sufficient documentation shall be furnished to the Engineer to verify the following:

- (a) Evidence that increased or decreased steel costs have been passed on to the Contractor.
- (b) The dates and quantity of steel, in kg (lb), shipped from the mill to the fabricator.
- (c) The quantity of steel, in kg (lb), incorporated into the various items of work covered by this special provision. The Department reserves the right to verify submitted quantities.

Method of Adjustment. Steel cost adjustments will be computed as follows:

$$SCA = Q \times D$$

Where: SCA = steel cost adjustment, in dollars
Q = quantity of steel incorporated into the work, in kg (lb)
D = price factor, in dollars per kg (lb)

$$D = CBP_M - CBP_L$$

Where: CBP_M = The average of the Consumer Buying Price indices for Shredded Auto Scrap (Chicago) and No. 1 Heavy Melt (Chicago) as published by the

American Metal Market (AMM) for the day the steel is shipped from the mill. The indices will be converted from dollars per ton to dollars per kg (lb).

CBP_L = The average of the Consumer Buying Price indices for Shredded Auto Scrap (Chicago) and No. 1 Heavy Melt (Chicago) as published by the AMM for the day the contract is let. The indices will be converted from dollars per ton to dollars per kg (lb).

The unit masses (weights) of steel that will be used to calculate the steel cost adjustment for the various items are shown in the attached table.

No steel cost adjustment will be made for any products manufactured from steel having a mill shipping date prior to the letting date.

If the Contractor fails to provide the required documentation, the method of adjustment will be calculated as described above; however, the CBP_M will be based on the date the steel arrives at the job site. In this case, an adjustment will only be made when there is a decrease in steel costs.

Basis of Payment. Steel cost adjustments may be positive or negative but will only be made when there is a difference between the CBP_L and CBP_M in excess of five percent, as calculated by:

$$\text{Percent Difference} = \{(CBP_L - CBP_M) \div CBP_L\} \times 100$$

Steel cost adjustments will be calculated by the Engineer and will be paid or deducted when all other contract requirements for the steel items are satisfied. Adjustments will only be made for fluctuations in the cost of the steel as described herein. No adjustment will be made for changes in the cost of manufacturing, fabrication, shipping, storage, etc.

Attachment

Item	Unit Mass (Weight)
Metal Piling (excluding temporary sheet piling)	
Furnishing Metal Pile Shells 305 mm (12 in.), 3.80 mm (0.179 in.) wall thickness)	34 kg/m (23 lb/ft)
Furnishing Metal Pile Shells 305 mm (12 in.), 6.35 mm (0.250 in.) wall thickness)	48 kg/m (32 lb/ft)
Furnishing Metal Pile Shells 356 mm (14 in.), 6.35 mm (0.250 in.) wall thickness)	55 kg/m (37 lb/ft)
Other piling	See plans
Structural Steel	See plans for weights
Reinforcing Steel	See plans for weights
Dowel Bars and Tie Bars	3 kg (6 lb) each
Mesh Reinforcement	310 kg/sq m (63 lb/100 sq ft)
Guardrail	
Steel Plate Beam Guardrail, Type A w/steel posts	30 kg/m (20 lb/ft)
Steel Plate Beam Guardrail, Type B w/steel posts	45 kg/m (30 lb/ft)
Steel Plate Beam Guardrail, Types A and B w/wood posts	12 kg/m (8 lb/ft)
Steel Plate Beam Guardrail, Type 2	140 kg (305 lb) each
Steel Plate Beam Guardrail, Type 6	570 kg (1260 lb) each
Traffic Barrier Terminal, Type 1 Special (Tangent)	330 kg (730 lb) each
Traffic Barrier Terminal, Type 1 Special (Flared)	185 kg (410 lb) each
Steel Traffic Signal and Light Poles, Towers and Mast Arms	
Traffic Signal Post	16 kg/m (11 lb/ft)
Light Pole, Tenon Mount and Twin Mount, 9 m – 12 m (30 - 40 ft)	21 kg/m (14 lb/ft)
Light Pole, Tenon Mount and Twin Mount, 13.5 m – 16.5 m (45 - 55 ft)	31 kg/m (21 lb/ft)
Light Pole w/Mast Arm, 9 m – 15.2 m (30 - 50 ft)	19 kg/m (13 lb/ft)
Light Pole w/Mast Arm, 16.5 m – 18 m (55 - 60 ft)	28 kg/m (19 lb/ft)
Light Tower w/Luminaire Mount, 24 m – 33.5 m (80 - 110 ft)	46 kg/m (31 lb/ft)
Light Tower w/Luminaire Mount, 36.5 m – 42.5 m (120 - 140 ft)	97 kg/m (65 lb/ft)
Light Tower w/Luminaire Mount, 45.5 m – 48.5 m (150 - 160 ft)	119 kg/m (80 lb/ft)
Metal Railings (excluding wire fence)	
Steel Railing, Type SM	95 kg/m (64 lb/ft)
Steel Railing, Type S-1	58 kg/m (39 lb/ft)
Steel Railing, Type T-1	79 kg/m (53 lb/ft)
Steel Bridge Rail	77 kg/m (52 lb/ft)
Frames and Grates	
Frame	115 kg (250 lb)
Lids and Grates	70 kg (150 lb)

Return With Bid

**ILLINOIS DEPARTMENT
OF TRANSPORTATION**

**OPTION FOR
STEEL COST ADJUSTMENT**

The bidder shall submit this form with his/her bid. Failure to submit the form shall make this contract exempt of steel cost adjustments. After award, this form, when submitted shall become part of the contract.

Contract No.: _____

Company Name: _____

Contractor's Option:

Is your company opting to include this special provision as part of the contract plans?

Yes

No

Signature: _____ Date: _____

80127

10A

SUBCONTRACTOR MOBILIZATION PAYMENTS (BDE)

Effective: April 2, 2005

To account for the preparatory work and operations necessary for the movement of subcontractor personnel, equipment, supplies, and incidentals to the project site and for all other work or operations that must be performed or costs incurred when beginning work approved for subcontracting in accordance with Article 108.01 of the Standard Specifications, the Contractor shall make a mobilization payment to each subcontractor.

This mobilization payment shall be made at least 14 days prior to the subcontractor starting work. The amount paid shall be equal to 3 percent of the amount of the subcontract reported on form BC 260A submitted for the approval of the subcontractor's work.

This provision shall be incorporated directly or by reference into each subcontract approved by the Department.

80143

SUPERPAVE BITUMINOUS CONCRETE MIXTURES (BDE)

Effective: January 1, 2000

Revised: April 1, 2004

Description. This work shall consist of designing, producing and constructing Superpave bituminous concrete mixtures using Illinois Modified Strategic Highway Research Program (SHRP) Superpave criteria. This work shall be according to Sections 406 and 407 of the Standard Specifications and the special provision, "Quality Control/Quality Assurance of Bituminous Concrete Mixtures", except as follows.

Materials.

- (a) Fine Aggregate Blend Requirement: The Contractor may be required to provide FA 20 manufactured sand to meet the design requirements. For mixtures with $N_{design} \geq 90$, at least 50 percent of the required fine aggregate fraction shall consist of either stone sand, slag sand, or steel slag sand meeting the FA/FM 20 gradation.
- (b) Reclaimed Asphalt Pavement (RAP). If the Contractor is allowed to use more than 15 percent RAP, as specified in the plans, a softer performance-graded binder may be required as determined by the Engineer.

RAP shall meet the requirements of the special provision, "RAP for Use in Bituminous Concrete Mixtures".

RAP will not be permitted in mixtures containing polymer modifiers.

RAP containing steel slag will be permitted for use in top-lift surface mixtures only.

- (c) Bituminous Material. The asphalt cement (AC) shall be performance-graded (PG) or polymer modified performance-graded (SBS-PG or SBR-PG) meeting the requirements of Article 1009.05 of the Standard Specifications for the grade specified on the plans.

The following additional guidelines shall be used if a polymer modified asphalt is specified:

- (1) The polymer modified asphalt cement shall be shipped, maintained, and stored at the mix plant according to the manufacturer's requirements. Polymer modified asphalt cement shall be placed in an empty tank and shall not be blended with other asphalt cements.
- (2) The mixture shall be designed using a mixing temperature of 163 ± 3 °C (325 ± 5 °F) and a gyratory compaction temperature of 152 ± 3 °C (305 ± 5 °F).
- (3) Pneumatic-tired rollers will not be allowed unless otherwise specified by the Engineer. A vibratory roller meeting the requirements of Article 406.16 of the

Standard Specifications shall be required in the absence of the pneumatic-tired roller.

Laboratory Equipment.

- (a) Superpave Gyrotory Compactor. The superpave gyrotory compactor (SGC) shall be used for all QC/QA testing.
- (b) Ignition Oven. The ignition oven shall be used to determine the AC content. The ignition oven shall also be used to recover aggregates for all required washed gradations.

The Engineer may waive the ignition oven requirement for AC content if the aggregates to be used are known to have ignition AC content calibration factors which exceed 1.5 percent. If the ignition oven requirement is waived, other Department approved methods shall be used to determine the AC content.

Mixture Design. The Contractor shall submit mix designs, for approval, for each required mixture. Mix designs shall be developed by Level III personnel who have successfully completed the course, "Superpave Mix Design Upgrade". Articles 406.10 and 406.13 of the Standard Specifications shall not apply. The mixtures shall be designed according to the respective Illinois Modified AASHTO references listed below.

AASHTO MP 2	Standard Specification for Superpave Volumetric Mix Design
AASHTO R 30	Standard Practice for Mixture Conditioning of Hot-Mix Asphalt (HMA)
AASHTO PP 28	Standard Practice for Designing Superpave HMA
AASHTO T 209	Theoretical Maximum Specific Gravity and Density of Bituminous Paving Mixtures
AASHTO T 312	Preparing and Determining the Density of Hot Mix Asphalt (HMA) Specimens by Means of the Superpave Gyrotory Compactor
AASHTO T 308	Determining the Asphalt Content of Hot Mix Asphalt (HMA) by the Ignition Method

- (a) Mixture Composition. The ingredients of the bituminous mixture shall be combined in such proportions as to produce a mixture conforming to the composition limits by weight. The gradation mixture specified on the plans shall produce a mixture falling within the limits specified in Table 1.

Sieve Size	IL-25.0 mm		IL-19.0 mm		IL-12.5 mm ^{4/}		IL-9.5 mm ^{4/}	
	min	max	min	max	min	max	min	max
37.5 mm (1 1/2 in.)		100						
25 mm (1 in.)	90	100		100				
19 mm (3/4 in.)		90	82	100		100		
12.5 mm (1/2 in.)	45	75	50	85	90	100		100
9.5 mm (3/8 in.)						89	90	100
4.75 mm (#4)	24	42 ^{2/}	24	50 ^{2/}	28	65	28	65
2.36 mm (#8)	16	31	20	36	28	48 ^{3/}	28	48 ^{3/}
1.18 mm (#16)	10	22	10	25	10	32	10	32
600 µm (#30)								
300 µm (#50)	4	12	4	12	4	15	4	15
150 µm (#100)	3	9	3	9	3	10	3	10
75 µm (#200)	3	6	3	6	4	6	4	6

- 1/ Based on percent of total aggregate weight.
- 2/ The mixture composition shall not exceed 40 percent passing the 4.75 mm (#4) sieve for binder courses with Ndesign ≥ 90.
- 3/ The mixture composition shall not exceed 40 percent passing the 2.36 mm (#8) sieve for surface courses with Ndesign ≥ 90.
- 4/ The mixture composition for surface courses shall be according to IL-12.5 mm or IL-9.5 mm, unless otherwise specified by the Engineer.

One of the above gradations shall be used for leveling binder as specified in the plans and according to Article 406.04 of the Standard Specifications.

It is recommended that the selected combined aggregate gradation not pass through the restricted zones specified in Illinois Modified AASHTO MP 2.

- (b) Dust/AC Ratio for Superpave. The ratio of material passing the 75 μm (#200) sieve to total asphalt cement shall not exceed 1.0 for mixture design (based on total weight of mixture).
- (c) Volumetric Requirements. The target value for the air voids of the hot mix asphalt (HMA) shall be 4.0 percent at the design number of gyrations. The VMA and VFA of the HMA design shall be based on the nominal maximum size of the aggregate in the mix and shall conform to the requirements listed in Table 2.

TABLE 2. VOLUMETRIC REQUIREMENTS					
Ndesign	Voids in the Mineral Aggregate (VMA), % minimum				Voids Filled with Asphalt (VFA), %
	IL-25.0	IL-19.0	IL-12.5	IL-9.5	
50	12.0	13.0	14.0	15	65 - 78
70					65 - 75
90					
105					

- (d) Determination of Need for Anti-Stripping Additive. The mixture designer shall determine if an additive is needed in the mix to prevent stripping. The determination will be made on the basis of tests performed according to Illinois Modified T 283 using 4 in. Marshall bricks. To be considered acceptable by the Department as a mixture not susceptible to stripping, the ratio of conditioned to unconditioned split tensile strengths (TSRs) shall be equal to or greater than 0.75. Mixtures, either with or without an additive, with TSRs less than 0.75 will be considered unacceptable.

If it is determined that an additive is required, the additive may be hydrated lime, slaked quicklime, or a liquid additive, at the Contractor's option. The liquid additive shall be selected from the Department's list of approved additives and may be limited to those which have exhibited satisfactory performance in similar mixes.

Dry hydrated lime shall be added at a rate of 1.0 to 1.5 percent by weight of total dry aggregate. Slurry shall be added in such quantity as to provide the required amount of hydrated lime solids by weight of total dry aggregate. The exact rate of application for all anti-stripping additives will be determined by the Department. The method of application shall be according to Article 406.12 of the Standard Specifications.

Personnel. The QC Manager and Level I Technician shall have successfully completed the Department's "Superpave Field Control Course".

Required Plant Tests. Testing shall be conducted to control the production of the bituminous mixture. The Contractor shall use the test methods identified to perform the following mixture tests at a frequency not less than that indicated in Table 3.

TABLE 3. REQUIRED PLANT TESTS for SUPERPAVE		
Parameter	Frequency of Tests	Test Method
Aggregate Gradation Hot bins for batch and continuous plants Individual cold-feeds or combined belt-feed for drier drum plants. (% passing sieves: 12.5 mm (1/2 in.), 4.75 mm (No. 4), 2.36 mm (No. 8), 600 μm (No. 30), 75 μm (No. 200))	1 dry gradation per day of production (either morning or afternoon sample). and 1 washed ignition oven test on the mix per day of production (conduct in afternoon if dry gradation is conducted in the morning or vice versa). NOTE. The order in which the above tests are conducted shall alternate from the previous production day (example: a dry gradation conducted in the morning will be conducted in the afternoon on the next production day and so forth). The dry gradation and washed ignition oven test results shall be plotted on the same control chart.	Illinois Procedure (See Manual of Test Procedures for Materials).
Asphalt Content by Ignition Oven (Note 1.)	1 per half day of production	Illinois Modified AASHTO T 308
Air Voids	Bulk Specific Gravity of Gyrotory Sample	Illinois Modified AASHTO T 312
	Maximum Specific Gravity of Mixture	Illinois Modified AASHTO T 209

Note 1. The Engineer may waive the ignition oven requirement for AC content if the aggregates to be used are known to have ignition AC content calibration factors which exceed 1.5 percent. If the ignition oven requirement is waived, other Department approved methods shall be used to determine the AC content.

During production, the ratio of minus 75 μm (#200) sieve material to total asphalt cement shall be not less than 0.6 nor more than 1.2 and the moisture content of the mixture at discharge from the mixer shall not exceed 0.5 percent. If at any time the ratio of minus 75 μm (#200) material to asphalt or moisture content of the mixture falls outside the stated limits, production of the mix shall cease. The cause shall be determined and corrective action satisfactory to the Engineer shall be initiated prior to resuming production.

During production, mixtures containing an anti-stripping additive will be tested by the Department for stripping according to Illinois Modified T 283. If the mixture fails to meet the TSR

criteria for acceptance, no further mixture will be accepted until the Contractor takes such action as is necessary to furnish a mixture meeting the criteria.

Construction Requirements

Lift Thickness.

- (a) Binder and Surface Courses. The minimum compacted lift thickness for constructing bituminous concrete binder and surface courses shall be according to Table 4:

Mixture	Thickness, mm (in.)
IL-9.5	32 (1 1/4)
IL-12.5	38 (1 1/2)
IL-19.0	57 (2 1/4)
IL-25.0	76 (3)

- (b) Leveling Binder. Mixtures used for leveling binder shall be as follows:

Nominal, Compacted, Leveling Binder Thickness, mm (in.)	Mixture
≤ 32 (1 1/4)	IL-9.5
32 (1 1/4) to 50 (2)	IL 9.5 or IL-12.5

Density requirements shall apply for leveling binder when the nominal, compacted thickness is 32 mm (1 1/4 in.) or greater for IL-9.5 mixtures and 38 mm (1 1/2 in.) or greater for IL-12.5 mixtures.

- (c) Full-Depth Pavement. The compacted thickness of the initial lift of binder course shall be 100 mm (4 in.). The compacted thickness of succeeding lifts shall meet the minimums specified in Table 4 but not exceed 100 mm (4 in.).

If a vibratory roller is used for breakdown, the compacted thickness of the binder lifts, excluding the top lift, may be increased to 150 mm (6 in.) provided the required density is obtained.

- (d) Bituminous Patching. The minimum compacted lift thickness for constructing bituminous patches shall be according to Table 4.

Control Charts/Limits. Control charts/limits shall be according to QC/QA Class I requirements, except density shall be plotted on the control charts within the following control limits:

TABLE 6. DENSITY CONTROL LIMITS		
Mixture	Parameter	Individual Test
12.5 mm / 9.5 mm	Ndesign \geq 90	92.0 – 96.0%
12.5 mm / 9.5 mm	Ndesign < 90	92.5 – 97.4%
19.0 mm / 25.0 mm	Ndesign \geq 90	93.0 – 96.0%
19.0 mm / 25.0 mm	Ndesign < 90	93.0 – 97.4%

Basis of Payment. On resurfacing projects, this work will be paid for at the contract unit price per metric ton (ton) for BITUMINOUS CONCRETE SURFACE COURSE, SUPERPAVE, of the friction aggregate mixture and Ndesign specified, LEVELING BINDER (HAND METHOD), SUPERPAVE, of the Ndesign specified, LEVELING BINDER (MACHINE METHOD), SUPERPAVE, of the Ndesign specified, and BITUMINOUS CONCRETE BINDER COURSE, SUPERPAVE, of the mixture composition and Ndesign specified.

On resurfacing projects in which polymer modifiers are required, this work will be paid for at the contract unit price per metric ton (ton) for POLYMERIZED BITUMINOUS CONCRETE SURFACE COURSE, SUPERPAVE, of the friction aggregate mixture and Ndesign specified, POLYMERIZED LEVELING BINDER (HAND METHOD), SUPERPAVE, of the Ndesign specified, POLYMERIZED LEVELING BINDER (MACHINE METHOD), SUPERPAVE, of the Ndesign specified, and POLYMERIZED BITUMINOUS CONCRETE BINDER COURSE, SUPERPAVE, of the mixture composition and Ndesign specified.

On full-depth pavement projects, this work will be paid for at the contract unit price per square meter (square yard) for BITUMINOUS CONCRETE PAVEMENT, (FULL-DEPTH), SUPERPAVE, of the thickness specified.

On projects where widening is constructed and the entire pavement is then resurfaced, the binder for the widening will be paid for at the contract unit price per square meter (square yard) for BITUMINOUS CONCRETE BINDER COURSE, SUPERPAVE, of the mixture composition, Ndesign, and thickness specified. The surface and binder used to resurface the entire pavement will be paid for according to the paragraphs above for resurfacing projects.

80010

TRAFFIC CONTROL DEFICIENCY DEDUCTION (BDE)

Effective: April 1, 1992
Revised: January 1, 2005

To ensure a prompt response to incidents involving the integrity of work zone traffic control, the Contractor shall provide a telephone number where a responsible individual can be contacted 24 hours-a-day.

When the Engineer is notified, or determines a traffic control deficiency exists, he/she will notify and direct the Contractor to correct the deficiency within a specified time. The specified time, which begins upon notification to the Contractor, will be from 1/2 hour to 12 hours based upon the urgency of the situation and the nature of the deficiency. The Engineer shall be the sole judge.

A deficiency may be any lack of repair, maintenance, or non-compliance with the traffic control plan. A deficiency may also be applied to situations where corrective action is not an option such as the use of non-certified flaggers for short term operations; working with lane closures beyond the time allowed in the contract; or failure to perform required contract obligations such as traffic control surveillance.

If the Contractor fails to correct a deficiency within the specified time, a daily monetary deduction will be imposed for each calendar day or fraction thereof the deficiency exists. The calendar day(s) will begin with notification to the Contractor and end with the Engineer's acceptance of the correction. The daily monetary deduction will be either \$1,000 or 0.05 percent of the awarded contract value, whichever is greater. For those deficiencies where corrective action was not an option this monetary deduction will be immediate.

In addition, if the Contractor fails to respond, the Engineer may correct the deficiency and the cost thereof will be deducted from monies due or which may become due the Contractor. This corrective action will in no way relieve the Contractor of his/her contractual requirements or responsibilities.

57291

TRAINING SPECIAL PROVISIONS (BDE) This Training Special Provision supersedes Section 7b of the Special Provision entitled "Specific Equal Employment Opportunity Responsibilities," and is in implementation of 23 U.S.C. 140(a).

As part of the contractor's equal employment opportunity affirmative action program, training shall be provided as follows:

The contractor shall provide on-the-job training aimed at developing full journeyman in the type of trade or job classification involved. The number of trainees to be trained under this contract will be | . In the event the contractor subcontracts a portion of the contract work, he shall determine how many, if any, of the trainees are to be trained by the subcontractor, provided however, that the contractor shall retain the primary responsibility for meeting the training requirements imposed by this special provision. The contractor shall also insure that this Training Special Provision is made applicable to such subcontract. Where feasible, 25 percent of apprentices or trainees in each occupation shall be in their first year of apprenticeship or training.

The number of trainees shall be distributed among the work classifications on the basis of the contractor's needs and the availability of journeymen in the various classifications within the reasonable area of recruitment. Prior to commencing construction, the contractor shall submit to the Illinois Department of Transportation for approval the number of trainees to be trained in each selected classification and training program to be used. Furthermore, the contractor shall specify the starting time for training in each of the classifications. The contractor will be credited for each trainee employed by him on the contract work who is currently enrolled or becomes enrolled in an approved program and will be reimbursed for such trainees as provided hereinafter.

Training and upgrading of minorities and women toward journeyman status is a primary objective of this Training Special Provision. Accordingly, the contractor shall make every effort to enroll minority trainees and women (e.g. by conducting systematic and direct recruitment through public and private sources likely to yield minority and women trainees) to the extent such persons are available within a reasonable area of recruitment. The contractor will be responsible for demonstrating the steps that he has taken in pursuance thereof, prior to a determination as to whether the contractor is in compliance with this Training Special Provision. This training commitment is not intended, and shall not be used, to discriminate against any applicant for training, whether a member of a minority group or not.

No employee shall be employed as a trainee in any classification in which he has successfully completed a training course leading to journeyman status or in which he has been employed as a journeyman. The contractor should satisfy this requirement by including appropriate questions in the employee application or by other suitable means. Regardless of the method used the contractor's records should document the findings in each case.

The minimum length and type of training for each classification will be as established in the training program selected by the contractor and approved by the Illinois Department of Transportation and the Federal Highway Administration. The Illinois Department of Transportation and the Federal Highway Administration shall approve a program, if it is reasonably calculated to meet the equal employment opportunity obligations of the contractor and to qualify the average trainee for journeyman status in the classification concerned by the end of the training period. Furthermore, apprenticeship programs registered with the U.S. Department of Labor, Bureau of Apprenticeship and Training, or with a State apprenticeship agency recognized by the Bureau and training programs approved by not necessarily sponsored by the U.S. Department of Labor, Manpower Administration, Bureau of Apprenticeship and Training shall also be considered acceptable provided it is being administered in a manner consistent with the equal employment obligations of Federal-aid highway construction contracts. Approval or acceptance of a training program shall be obtained from the State prior to commencing work on the classification covered by the program. It is the intention of these provisions that training is to be provided in the construction crafts rather than clerk-typists or secretarial-type positions. Training is permissible in lower level management positions such as office engineers, estimators, timekeepers, etc., where the training is oriented toward construction applications. Training in the laborer classification may be permitted provided that significant and meaningful training is provided and approved by the Illinois Department of Transportation and the Federal Highway Administration. Some offsite training is permissible as long as the training is an integral part of an approved training program and does not comprise a significant part of the overall training.

Except as otherwise noted below, the contractor will be reimbursed 80 cents per hour of training given an employee on this contract in accordance with an approved training program. As approved by the Engineer, reimbursement will be made for training of persons in excess of the number specified herein. This reimbursement will be made even though the contractor receives additional training program funds from other sources, provided such other source does not specifically prohibit the contractor from receiving other reimbursement. Reimbursement for offsite training indicated above may only be made to the contractor where he does one or more of the following and the trainees are concurrently employed on a Federal-aid project; contributes to the cost of the training, provides the instruction to the trainee or pays the trainee's wages during the offsite training period.

No payment shall be made to the contractor if either the failure to provide the required training, or the failure to hire the trainee as a journeyman, is caused by the contractor and evidences a lack of good faith on the part of the contractor in meeting the requirement of this Training Special Provision. It is normally expected that a trainee will begin his training on the project as soon as feasible after start of work utilizing the skill involved and remain on the project as long as training opportunities exist in his work classification or until he has completed his training program.

It is not required that all trainees be on board for the entire length of the contract. A contractor will have fulfilled his responsibilities under this Training Special Provision if he has provided acceptable training to the number of trainees specified. The number trained shall be determined on the basis of the total number enrolled on the contract for a significant period.

Trainees will be paid at least 60 percent of the appropriate minimum journeyman's rate specified in the contract for the first half of the training period, 75 percent for the third quarter of the training period, and 90 percent for the last quarter of the training period, unless apprentices or trainees in an approved existing program are enrolled as trainees on this project. In that case, the appropriate rates approved by the Departments of Labor or Transportation in connection with the existing program shall apply to all trainees being trained for the same classification who are covered by this Training Special Provision.

The contractor shall furnish the trainee a copy of the program he will follow in providing the training. The contractor shall provide each trainee with a certification showing the type and length of training satisfactorily complete.

The contractor will provide for the maintenance of records and furnish periodic reports documenting his performance under this Training Special Provision.

METHOD OF MEASUREMENT The unit of measurement is in hours.

BASIS OF PAYMENT This work will be paid for at the contract unit price of 80 cents per hour for TRAINEES. The estimated total number of hours, unit price and total price have been included in the schedule of prices.

20338

TRUCK BED RELEASE AGENT (BDE)

Effective: April 1, 2004

Add the following sentence after the third sentence of the first paragraph of Article 406.14 of the Standard Specifications.

"In addition to the release agent, the Contractor may use a light scatter of manufactured sand (FA 20 or FA 21) evenly distributed over the bed of the vehicle."

80123

117

WEIGHT CONTROL DEFICIENCY DEDUCTION (BDE)

Effective: April 1, 2001

Revised: August 1, 2002

The Contractor shall provide accurate weights of materials delivered to the contract for incorporation into the work (whether temporary or permanent) and for which the basis of payment is by weight. These weights shall be documented on delivery tickets which shall identify the source of the material, type of material, the date and time the material was loaded, the contract number, the net weight, the tare weight when applicable and the identification of the transporting vehicle. For aggregates, the Contractor shall have the driver of the vehicle furnish or establish an acceptable alternative to provide the contract number and a copy of the material order to the source for each load. The source is defined as that facility that produces the final material product that is to be incorporated into the contract pay items.

The Department will conduct random, independent vehicle weight checks for material sources according to the procedures outlined in the Documentation Section Policy Statement of the Department's Construction Manual and hereby incorporated by reference. The results of the independent weight checks shall be applicable to all contracts containing this Special Provision. Should the vehicle weight check for a source result in the net weight of material on the vehicle exceeding the net weight of material shown on the delivery ticket by 0.50% (0.70% for aggregates) or more, the Engineer will document the independent vehicle weight check and immediately furnish a copy of the results to the Contractor. No adjustment in pay quantity will be made. Should the vehicle weight check for a source result in the net weight of material shown on the delivery ticket exceeding the net weight of material on the vehicle by 0.50% (0.70% for aggregates) or more, the Engineer will document the independent vehicle weight check and immediately furnish a copy of the results to the Contractor. The Engineer will adjust the net weight shown on the delivery ticket to the checked delivered net weight as determined by the independent vehicle weight check.

The Engineer will also adjust the method of measurement for all contracts for subsequent deliveries of all materials from the source based on the independent weight check. The net weight of all materials delivered to all contracts containing this Special Provision from this source, for which the basis of payment is by weight, will be adjusted by applying a correction factor "A" as determined by the following formula:

$$A = 1.0 - \left(\frac{B - C}{B} \right); \text{ Where } A \leq 1.0; \left(\frac{B - C}{C} \right) > 0.50\% \text{ (0.70\% for aggregates)}$$

Where A = Adjustment factor
B = Net weight shown on delivery ticket
C = Net weight determined from independent weight check

The adjustment factor will be applied as follows:

$$\text{Adjusted Net Weight} = A \times \text{Delivery Ticket Net Weight}$$

The adjustment factor will be imposed until the cause of the deficient weight is identified and corrected by the Contractor to the satisfaction of the Engineer. If the cause of the deficient weight is not identified and corrected within seven (7) calendar days, the source shall cease delivery of all materials to all contracts containing this Special Provision for which the basis of payment is by weight.

Should the Contractor elect to challenge the results of the independent weight check, the Engineer will continue to document the weight of material for which the adjustment factor would be applied. However, provided the Contractor furnishes the Engineer with written documentation that the source scale has been calibrated within seven (7) calendar days after the date of the independent weight check, adjustments in the weight of material paid for will not be applied unless the scale calibration demonstrates that the source scale was not within the specified Department of Agriculture tolerance.

At the Contractor's option, the vehicle may be weighed on a second independent Department of Agriculture certified scale to verify the accuracy of the scale used for the independent weight check.

80048

WORK ZONE TRAFFIC CONTROL DEVICES (BDE)

Effective: January 1, 2003
Revised: November 1, 2004

Add the following to Article 702.01 of the Standard Specifications:

"All devices and combinations of devices shall meet the requirements of the National Cooperative Highway Research Program (NCHRP) Report 350 for their respective categories. The categories are as follows:

Category 1 includes small, lightweight, channelizing and delineating devices that have been in common use for many years and are known to be crashworthy by crash testing of similar devices or years of demonstrable safe performance. These include cones, tubular markers, flexible delineators and plastic drums with no attachments. Category 1 devices shall be crash tested and accepted or may be self-certified by the manufacturer.

Category 2 includes devices that are not expected to produce significant vehicular velocity change but may otherwise be hazardous. These include drums and vertical panels with lights, barricades and portable sign supports. Category 2 devices shall be crash tested and accepted for Test Level 3.

Category 3 includes devices that are expected to cause significant velocity changes or other potentially harmful reactions to impacting vehicles. These include crash cushions, truck mounted attenuators and other devices not meeting the definitions of Category 1 or 2. Category 3 devices shall be crash tested and accepted for either Test Level 3 or the test level specified.

Category 4 includes portable or trailer-mounted devices such as arrow boards, changeable message signs, temporary traffic signals and area lighting supports. Currently, there is no implementation date set for this category and it is exempt from the NCHRP 350 compliance requirement.

The Contractor shall provide a manufacturer's self-certification letter for each Category 1 device and an FHWA acceptance letter for each Category 2 and Category 3 device used on the contract. The letters shall state the device meets the NCHRP 350 requirements for its respective category and test level, and shall include a detail drawing of the device."

Delete the third, fourth and fifth paragraphs of Article 702.03(b) of the Standard Specifications.

Delete the third sentence of the first paragraph of Article 702.03(c) of the Standard Specifications.

Revise the first sentence of the first paragraph of Article 702.03(e) of the Standard Specifications to read:

"Drums shall be nonmetallic and have alternating reflectorized Type AA or Type AP fluorescent orange and reflectorized white horizontal, circumferential stripes."

Add the following to Article 702.03 of the Standard Specifications:

"(h) Vertical Barricades. Vertical barricades may be used in lieu of cones, drums or Type II barricades to channelize traffic."

Delete the fourth paragraph of Article 702.05(a) of the Standard Specifications.

Revise the sixth paragraph of Article 702.05(a) of the Standard Specifications to read:

"When the work operations exceed four days, all signs shall be post mounted unless the signs are located on the pavement or define a moving or intermittent operation. When approved by the Engineer, a temporary sign stand may be used to support a sign at 1.2 m (5 ft) minimum where posts are impractical. Longitudinal dimensions shown on the plans for the placement of signs may be increased up to 30 m (100 ft) to avoid obstacles, hazards or to improve sight distance, when approved by the Engineer. "ROAD CONSTRUCTION AHEAD" signs will also be required on side roads located within the limits of the mainline "ROAD CONSTRUCTION AHEAD" signs."

Delete all references to "Type 1A barricades" and "wing barricades" throughout Section 702 of the Standard Specifications.

80097

WORKING DAYS (BDE)

Effective: January 1, 2002

The Contractor shall complete the work within * working days.

80071

* TO BE COMPLETED BY MAY 15, 2006.
+ 10 guaranteed working days

Revised 6/1/05

PAYROLLS AND PAYROLL RECORDS (BDE)

Effective: August 10, 2005

FEDERAL AID CONTRACTS. Add the following State of Illinois requirements to the Federal requirements contained in Section V of Form FHWA-1273:

"The payroll records shall include each worker's name, address, telephone number, social security number, classification, rate of pay, number of hours worked each day, starting and ending times of work each day, total hours worked each week, itemized deductions made, and actual wages paid.

The Contractor and each subcontractor shall submit payroll records to the Engineer each week from the start to the completion of their respective work. The submittals shall be on the Department's form SBE 48, or an approved facsimile. When there has been no activity during a work week, a payroll record shall still be submitted with the appropriate box ("No Work", "Suspended", or "Complete") checked on the form."

STATE CONTRACTS. Revise Section IV of Check Sheet #5 of the Recurring Special Provisions to read:

"IV.COMPLIANCE WITH THE PREVAILING WAGE ACT

1. **Prevailing Wages.** All wages paid by the Contractor and each subcontractor shall be in compliance with The Prevailing Wage Act (820 ILCS 130), as amended, except where a prevailing wage violates a federal law, order, or ruling, the rate conforming to the federal law, order, or ruling shall govern. The Contractor shall be responsible to notify each subcontractor of the wage rates set forth in this contract and any revisions thereto. If the Department of Labor revises the wage rates, the Contractor will not be allowed additional compensation on account of said revisions.
2. **Payroll Records.** The Contractor and each subcontractor shall make and keep, for a period of three years from the date of completion of this contract, records of the wages paid to his/her workers. The payroll records shall include each worker's name, address, telephone number, social security number, classification, rate of pay, number of hours worked each day, starting and ending times of work each day, total hours worked each week, itemized deductions made, and actual wages paid. Upon two business days' notice, these records shall be available, at all reasonable hours at a location within the State, for inspection by the Department or the Department of Labor.
3. **Submission of Payroll Records.** The Contractor and each subcontractor shall submit payroll records to the Engineer each week from the start to the completion of their respective work. The submittals shall be on the Department's form SBE 48, or an approved facsimile. When there has been no activity during a work week, a payroll record shall still be submitted with the appropriate box ("No Work", "Suspended", or "Complete") checked on the form.

Each submittal shall be accompanied by a statement signed by the Contractor or subcontractor which avers that: (i) such records are true and accurate; (ii) the hourly rate paid to each worker is not less than the general prevailing rate of hourly wages required by the Act; and (iii) the Contractor or subcontractor is aware that filing a payroll record that he/she knows to be false is a Class B misdemeanor.

4. Employee Interviews. The Contractor and each subcontractor shall permit his/her employees to be interviewed on the job, during working hours, by compliance investigators of the Department or the Department of Labor.”

80154

**REQUIRED CONTRACT PROVISIONS
FEDERAL-AID CONSTRUCTION CONTRACTS**

	Page
I. General	1
II. Nondiscrimination	1
III. Nonsegregated Facilities	3
IV. Payment of Predetermined Minimum Wage.....	3
V. Statements and Payrolls	6
VI. Record of Materials, Supplies, and Labor.....	7
VIII. Safety: Accident Prevention	7
IX. False Statements Concerning Highway Projects.....	7
X. Implementation of Clean Air Act and Federal Water Pollution Control Act	8
XI. Certification Regarding Debarment, Suspension, Ineligibility, and Voluntary Exclusion	8
XII. Certification Regarding Use of Contract Funds for Lobbying	9

ATTACHMENTS

- A. Employment Preference for Appalachian Contracts
(included in Appalachian contracts only)

I. GENERAL

1. These contract provisions shall apply to all work performed on the contract by the contractor's own organization and with the assistance of workers under the contractor's immediate superintendence and to all work performed on the contract by piecework, station work, or by subcontract.

2. Except as otherwise provided for in each section, the contractor shall insert in each subcontract all of the stipulations contained in these Required Contract Provisions, and further require their inclusion in any lower tier subcontract or purchase order that may in turn be made. The Required Contract Provisions shall not be incorporated by reference in any case. The prime contractor shall be responsible for compliance by any subcontractor or lower tier subcontractor with these Required Contract Provisions.

3. A breach of any of the stipulations contained in these Required Contract Provisions shall be sufficient grounds for termination of the contract.

4. A breach of the following clauses of the Required Contract Provisions may also be grounds for debarment as provided in 29 CFR 5.12:

- Section I, paragraph 2;
- Section IV, paragraphs 1, 2, 3, 4 and 7;
- Section V, paragraphs 1 and 2a through 2g.

5. Disputes arising out of the labor standards provisions of Section IV (except paragraph 5) and Section V of these Required Contract Provisions shall not be subject to the general disputes clause of this contract. Such disputes shall be resolved in accordance with the procedures of the U.S. Department of Labor (DOL) as set forth in 29 CFR 5, 6 and 7. Disputes within the meaning of this clause include disputes between the contractor (or any of its subcontractors) and the contracting agency, the DOL, or the contractor's employees or their representatives.

6. Selection of Labor: During the performance of this contract, the contractor shall not:

- a. Discriminate against labor from any other State, possession, or territory of the United States (except for employment preference for Appalachian contracts, when applicable, as specified in Attachment A), or
- b. Employ convict labor for any purpose within the limits of the project unless it is labor performed by convicts who are on parole, supervised release, or probation.

II. NONDISCRIMINATION

1. Equal Employment Opportunity: Equal employment opportunity (EEO) requirements not to discriminate and to take affirmative action to assure equal opportunity as set forth under laws, executive orders, rules, regulations (28 CFR 35, 29 CFR 1630 and 41 CFR 60 (and orders of the Secretary of Labor as modified by the provisions prescribed herein, and imposed pursuant to 23 U.S.C. 140 shall constitute the EEO and specific affirmative action standards for the contractor's project activities under this contract. The Equal Opportunity Construction Contract Specifications set forth under 41 CFR 60-4.3 and the provisions of the American Disabilities Act of 1990 (42 U.S.C. 12101 et seq.) set forth under 28 CFR 35 and 29 CFR 1630 are incorporated by reference in this contract. In the execution of this contract, the contractor agrees to comply with the following minimum specific requirement activities of EEO:

a. The contractor will work with the State highway agency (SHA) and the Federal Government in carrying out EEO obligations and in their review of his/her activities under the contract.

b. The contractor will accept as his operating policy the following statement:

"It is the policy of this Company to assure that applicants are employed, and that employees are treated during employment, without regard to their race, religion, sex, color, national origin, age or disability. Such action shall include: employment, upgrading, demotion, or transfer; recruitment or recruitment advertising; layoff or termination; rates of pay or other forms of compensation; and selection for training, including apprenticeship, preapprenticeship, and/or on-the-job-training."

2. EEO Officer: The contractor will designate and make known to the SHA contracting officers an EEO Officer who will have the responsibility for an must be capable of effectively administering and promoting an active contractor program of EEO and who must be assigned adequate authority and responsibility to do so.

3. Dissemination of Policy: All members of the contractor's staff who are authorized to hire, supervise, promote, and discharge employees, or who recommend such action, or who are substantially involved in such action, will be made fully cognizant of, and will implement, the contractor's EEO policy and contractual responsibilities to provide EEO in each grade and classification of employment. To ensure that the above

agreement will be met, the following actions will be taken as a minimum:

a. Periodic meetings of supervisory and personnel office employees will be conducted before the start of work and then not less often than once every six months, at which time the contractor's EEO policy and its implementation will be reviewed and explained. The meetings will be conducted by the EEO Officer.

b. All new supervisory or personnel office employees will be given a thorough indoctrination by the EEO Officer, covering all major aspects of the contractor's EEO obligations within thirty days following their reporting for duty with the contractor.

c. All personnel who are engaged in direct recruitment for the project will be instructed by the EEO Officer in the contractor's procedures for locating and hiring minority group employees.

d. Notices and posters setting forth the contractor's EEO policy will be placed in areas readily accessible to employees, applicants for employment and potential employees.

e. The contractor's EEO policy and the procedures to implement such policy will be brought to the attention of employees by means of meetings, employee handbooks, or other appropriate means.

4. Recruitment: When advertising for employees, the contractor will include in all advertisements for employees the notation: "An Equal Opportunity Employer." All such advertisements will be placed in publications having a large circulation among minority groups in the area from which the project work force would normally be derived.

a. The contractor will, unless precluded by a valid bargaining agreement, conduct systematic and direct recruitment through public and private employees referral sources likely to yield qualified minority group applicants. To meet this requirement, the contractor will identify sources of potential minority group employees, and establish which such identified sources procedures whereby minority group applicants may be referred to the contractor for employment consideration.

b. In the event the contractor has a valid bargaining agreement providing for exclusive hiring hall referrals, he is expected to observe the provisions of that agreement to the extent that the system permits the contractor's compliance with EEO contract provisions. (The DOL has held that where implementation of such agreements have the effect of discriminating against minorities or women, or obligates the contractor to do the same, such implementation violates Executive Order 11246, as amended.)

c. The contractor will encourage his present employees to refer minority group applicants for employment. Information and procedures with regard to referring minority group applicants will be discussed with employees.

5. Personnel Actions: Wages, working conditions, and employee benefits shall be established and administered, and personnel actions of every type, including hiring, upgrading, promotion, transfer, demotion, layoff, and termination, shall be taken without regard to race, color, religion, sex, national origin, age or disability. The following procedures shall be followed:

a. The contractor will conduct periodic inspections of project sites to insure that working conditions and employee facilities do not indicate discriminatory treatment of project site personnel.

b. The contractor will periodically evaluate the spread of wages paid within each classification to determine any

evidence of discriminatory wage practices.

c. The contractor will periodically review selected personnel actions in depth to determine whether there is evidence of discrimination. Where evidence is found, the contractor will promptly take corrective action. If the review indicates that the discrimination may extend beyond the actions reviewed, such corrective action shall include all affected persons.

d. The contractor will promptly investigate all complaints of alleged discrimination made to the contractor in connection with his obligations under this contract, will attempt to resolve such complaints, and will take appropriate corrective action within a reasonable time. If the investigation indicates that the discrimination may affect persons other than the complainant, such corrective action shall include such other persons. Upon completion of each investigation, the contractor will inform every complainant of all of his avenues of appeal.

6. Training and Promotion:

a. The contractor will assist in locating, qualifying, and increasing the skills of minority group and women employees, and applicants for employment.

b. Consistent with the contractor's work force requirements and as permissible under Federal and State regulations, the contractor shall make full use of training programs, i.e., apprenticeship, and on-the-job training programs for the geographical area of contract performance. Where feasible, 25 percent of apprentices or trainees in each occupation shall be in their first year of apprenticeship or training. In the event a special provision for training is provided under this contract, this subparagraph will be superseded as indicated in the special provision.

c. The contractor will advise employees and applicants for employment of available training programs and entrance requirements for each.

d. The contractor will periodically review the training and promotion potential of minority group and women employees and will encourage eligible employees to apply for such training and promotion.

7. Unions: If the contractor relies in whole or in part upon unions as a source of employees, the contractor will use his/her best efforts to obtain the cooperation of such unions to increase opportunities for minority groups and women within the unions, and to effect referrals by such unions of minority and female employees. Actions by the contractor either directly or through a contractor's association acting as agent will include the procedures set forth below:

a. The contractor will use best efforts to develop, in cooperation with the unions, joint training programs aimed toward qualifying more minority group members and women for membership in the unions and increasing the skills of minority group employees and women so that they may qualify for higher paying employment.

b. The contractor will use best efforts to incorporate an EEO clause into each union agreement to the end that such union will be contractually bound to refer applicants without regard to their race, color, religion, sex, national origin, age or disability.

c. The contractor is to obtain information as to the referral practices and policies of the labor union except that to the extent such information is within the exclusive possession of the labor union and such labor union refuses to furnish such information to the contractor, the contractor shall so certify to

the SHA and shall set forth what efforts have been made to obtain such information.

d. In the event the union is unable to provide the contractor with a reasonable flow of minority and women referrals within the time limit set forth in the collective bargaining agreement, the contractor will, through independent recruitment efforts, fill the employment vacancies without regard to race, color, religion, sex, national origin, age or disability; making full efforts to obtain qualified and/or quailifiable minority group persons and women. (The DOL has held that it shall be no excuse that the union with which the contractor has a collective bargaining agreement providing for exclusive referral failed to refer minority employees.) In the event the union referral practice prevents the contractor from meeting the obligations pursuant to Executive Order 11246, as amended, and these special provisions, such contractor shall immediately notify the SHA.

8. Selection of Subcontractors, Procurement of Materials and Leasing of Equipment: The contractor shall not discriminate on the grounds of race, color, religion, sex, national origin, age or disability in the selection and retention of subcontractors, including procurement of materials and leases of equipment.

a. The contractor shall notify all potential subcontractors and suppliers of his/her EEO obligations under this contract.

b. Disadvantaged business enterprises (DBE), as defined in 49 CFR 23, shall have equal opportunity to compete for and perform subcontracts which the contractor enters into pursuant to this contract. The contractor will use his best efforts to solicit bids from and to utilize DBE subcontractors or subcontractors with meaningful minority group and female representation among their employees. Contractors shall obtain lists of DBE construction firms from SHA personnel.

c. The contractor will use his best efforts to ensure subcontractor compliance with their EEO obligations.

9. Records and Reports: The contractor shall keep such records as necessary to document compliance with the EEO requirements. Such records shall be retained for a period of three years following completion of the contract work and shall be available at reasonable times and places for inspection by authorized representatives of the SHA and the FHWA.

a. The records kept by the contractor shall document the following:

(1) The number of minority and non-minority group members and women employed in each work classification on the project;

(2) The progress and efforts being made in cooperation with unions, when applicable, to increase employment opportunities for minorities and women;

(3) The progress and efforts being made in locating, hiring, training, qualifying, and upgrading minority and female employees; and

(4) The progress and efforts being made in securing the services of DBE subcontractors or subcontractors with meaningful minority and female representation among their employees.

b. The contractors will submit an annual report to the SHA each July for the duration of the project, indicating the number of minority, women, and non-minority group employees currently engaged in each work classification required by the contract work. This information is to be reported on Form FHWA-1391. If on-the-job training is being required by special provision, the contractor will be required to collect and report training data.

III. NONSEGREGATED FACILITIES

(Applicable to all Federal-aid construction contracts and to all related subcontracts of \$10,000 or more.)

a. By submission of this bid, the execution of this contract or subcontract, or the consummation of this material supply agreement or purchase order, as appropriate, the bidder, Federal-aid construction contractor, subcontractor, material supplier, or vendor, as appropriate, certifies that the firm does not maintain or provide for its employees any segregated facilities at any of its establishments, and that the firm does not permit its employees to perform their services at any location, under its control, where segregated facilities are maintained. The firm agrees that a breach of this certification is a violation of the EEO provisions of this contract. The firm further certifies that no employee will be denied access to adequate facilities on the basis of sex or disability.

b. As used in this certification, the term "segregated facilities" means any waiting rooms, work areas, restrooms and washrooms, restaurants and other eating areas, timeclocks, locker rooms, and other storage or dressing areas, parking lots, drinking fountains, recreation or entertainment areas, transportation, and housing facilities provided for employees which are segregated by explicit directive, or are, in fact, segregated on the basis of race, color, religion, national origin, age or disability, because of habit, local custom, or otherwise. The only exception will be for the disabled when the demands for accessibility override (e.g. disabled parking).

c. The contractor agrees that it has obtained or will obtain identical certification from proposed subcontractors or material suppliers prior to award of subcontracts or consummation of material supply agreements of \$10,000 or more and that it will retain such certifications in its files.

IV. PAYMENT OF PREDETERMINED MINIMUM WAGE

(Applicable to all Federal-aid construction contracts exceeding \$2,000 and to all related subcontracts, except for projects located on roadways classified as local roads or rural minor collectors, which are exempt.)

1. General:

a. All mechanics and laborers employed or working upon the site of the work will be paid unconditionally and not less often than once a week and without subsequent deduction or rebate on any account [except such payroll deductions as are permitted by regulations (29 CFR 3) issued by the Secretary of Labor under the Copeland Act (40 U.S.C. 276c)] the full amounts of wages and bona fide fringe benefits (or cash equivalents thereof) due at time of payment. The payment shall be computed at wage rates not less than those contained in the wage determination of the Secretary of Labor (hereinafter "the wage determination") which is attached hereto and made a part hereof, regardless of any contractual relationship which may be alleged to exist between the

contractor or its subcontractors and such laborers and mechanics. The wage determination (including any additional classifications and wage rates conformed under paragraph 2 of this Section IV and the DOL poster (WH-1321) or Form FHWA-1495) shall be posted at all times by the contractor and its subcontractors at the site of the work in a prominent and accessible place where it can be easily seen by the workers. For the purpose of this Section, contributions made or costs reasonably anticipated for bona fide fringe benefits under Section 1(b)(2) of the Davis-Bacon Act (40 U.S.C. 276a) on behalf of laborers or mechanics are considered wages paid to such laborers or mechanics, subject to the provisions of Section IV, paragraph 3b, hereof. Also, for the purpose of this Section, regular contributions made or costs incurred for more than a weekly period (but not less often than quarterly) under plans, funds, or programs, which cover the particular weekly period, are deemed to be constructively made or incurred during such weekly period. Such laborers and mechanics shall be paid the appropriate wage rate and fringe benefits on the wage determination for the classification of work actually performed, without regard to skill, except as provided in paragraphs 4 and 5 of this Section IV.

b. Laborers or mechanics performing work in more than one classification may be compensated at the rate specified for each classification for the time actually worked therein, provided, that the employer's payroll records accurately set forth the time spent in each classification in which work is performed.

c. All rulings and interpretations of the Davis-Bacon Act and related acts contained in 29 CFR 1, 3, and 5 are herein incorporated by reference in this contract.

2. Classification:

a. The SHA contracting officer shall require that any class of laborers or mechanics employed under the contract, which is not listed in the wage determination, shall be classified in conformance with the wage determination.

b. The contracting officer shall approve an additional classification, wage rate and fringe benefits only when the following criteria have been met:

(1) the work to be performed by the additional classification requested is not performed by a classification in the wage determination;

(2) the additional classification is utilized in the area by the construction industry;

(3) the proposed wage rate, including any bona fide fringe benefits, bears a reasonable relationship to the wage rates contained in the wage determination; and

(4) with respect to helpers, when such a classification prevails in the area in which the work is performed.

c. If the contractor or subcontractors, as appropriate, the laborers and mechanics (if known) to be employed in the additional classification or their representatives, and the contracting officer agree on the classification and wage rate (including the amount designated for fringe benefits where appropriate), a report of the action taken shall be sent by the contracting officer to the DOL, Administrator of the Wage and Hour Division, Employment Standards Administration, Washington, D.C. 20210. The Wage and Hour Administrator, or an authorized representative, will approve, modify, or

disapprove every additional classification action within 30 days of receipt and so advise the contracting officer or will notify the contracting officer within the 30-day period that additional time is necessary.

d. In the event the contractor or subcontractors, as appropriate, the laborers or mechanics to be employed in the additional classification or their representatives, and the contracting officer do not agree on the proposed classification and wage rate (including the amount designated for fringe benefits, where appropriate), the contracting officer shall refer the question, including the views of all interested parties and the recommendation of the contracting officer, to the Wage and Hour Administrator for determination. Said Administrator, or an authorized representative, will issue a determination within 30 days of receipt and so advised the contracting officer or will notify the contracting officer within the 30-day period that additional time is necessary.

e. The wage rate (including fringe benefits where appropriate) determined pursuant to paragraph 2c or 2d of this Section IV shall be paid to all workers performing work in the additional classification from the first day on which work is performed in the classification.

3. Payment of Fringe Benefits:

a. Whenever the minimum wage rate prescribed in the contract for a class of laborers or mechanics includes a fringe benefit which is not expressed as an hourly rate, the contractor or subcontractors, as appropriate, shall either pay the benefit as stated in the wage determination or shall pay another bona fide fringe benefit or an hourly case equivalent thereof.

b. If the contractor or subcontractor, as appropriate, does not make payments to a trustee or other third person, he/she may consider as a part of the wages of any laborer or mechanic the amount of any cost reasonably anticipated in providing bona fide fringe benefits under a plan or program, provided that the Secretary of Labor has found, upon the written request of the contractor, that the applicable standards of the Davis-Bacon Act have been met. The Secretary of Labor may require the contractor to set aside in a separate account assets for the meeting of obligations under the plan or program.

4. Apprentices and Trainees (Programs of the U.S. DOL) and Helpers:

a. Apprentices:

(1) Apprentices will be permitted to work at less than the predetermined rate for the work they performed when they are employed pursuant to and individually registered in a bona fide apprenticeship program registered with the DOL, Employment and Training Administration, Bureau of Apprenticeship and Training, or with a State apprenticeship agency recognized by the Bureau, or if a person is employed in his/her first 90 days of probationary employment as an apprentice in such an apprenticeship program, who is not individually registered in the program, but who has been certified by the Bureau of Apprenticeship and Training or a State apprenticeship agency (where appropriate) to be eligible for probationary employment as an apprentice.

(2) The allowable ratio of apprentices to journeyman-level employees on the job site in any craft classification shall not

listed on the wage determination unless the Administrator of the

be greater than the ratio permitted to the contractor as to the entire work force under the registered program. Any employee listed on a payroll at an apprentice wage rate, who is not registered or otherwise employed as stated above, shall be paid not less than the applicable wage rate listed in the wage determination for the classification of work actually performed. In addition, any apprentice performing work on the job site in excess of the ratio permitted under the registered program shall be paid not less than the applicable wage rate on the wage determination for the work actually performed. Where a contractor or subcontractor is performing construction on a project in a locality other than that in which its program is registered, the ratios and wage rates (expressed in percentages of the journeyman-level hourly rate) specified in the contractor's or subcontractor's registered program shall be observed.

(3) Every apprentice must be paid at not less than the rate specified in the registered program for the apprentice's level of progress, expressed as a percentage of the journeyman-level hourly rate specified in the applicable wage determination. Apprentices shall be paid fringe benefits in accordance with the provisions of the apprenticeship program. If the apprenticeship program does not specify fringe benefits, apprentices must be paid the full amount of fringe benefits listed on the wage determination for the applicable classification. If the Administrator for the Wage and Hour Division determines that a different practice prevails for the applicable apprentice classification, fringes shall be paid in accordance with that determination.

(4) In the event the Bureau of Apprenticeship and Training, or a State apprenticeship agency recognized by the Bureau, withdraws approval of an apprenticeship program, the contractor or subcontractor will no longer be permitted to utilize apprentices at less than the applicable predetermined rate for the comparable work performed by regular employees until an acceptable program is approved.

b. Trainees:

(1) Except as provided in 29 CFR 5.16, trainees will not be permitted to work at less than the predetermined rate for the work performed unless they are employed pursuant to and individually registered in a program which has received prior approval, evidenced by formal certification by the DOL, Employment and Training Administration.

(2) The ratio of trainees to journeyman-level employees on the job site shall not be greater than permitted under the plan approved by the Employment and Training Administration. Any employee listed on the payroll at a trainee rate who is not registered and participating in a training plan approved by the Employment and Training Administration shall be paid not less than the applicable wage rate on the wage determination for the classification of work actually performed. In addition, any trainee performing work on the job site in excess of the ratio permitted under the registered program shall be paid not less than the applicable wage rate on the wage determination for the work actually performed.

(3) Every trainee must be paid at not less than the rate specified in the approved program for his/her level of progress, expressed as a percentage of the journeyman-level hourly rate specified in the applicable wage determination. Trainees shall be paid fringe benefits in accordance with the provisions of the trainee program. If the trainee program does not mention fringe benefits, trainees shall be paid the full amount of fringe benefits

Wage and Hour Division determines that there is an apprenticeship program associated with the corresponding journeyman-level wage rate on the wage determination which provides for less than full fringe benefits for apprentices, in which cases such trainees shall receive the same fringe benefits as apprentices.

(4) In the event the Employment and Training Administration withdraws approval of a training program, the contractor or subcontractor will no longer be permitted to utilize trainees at less than the applicable predetermined rate for the work performed until an acceptable program is approved.

c. Helpers:

Helpers will be permitted to work on a project if the helper classification is specified and defined on the applicable wage determination or is approved pursuant to the conformance procedure set forth in Section IV. 2. Any worker listed on a payroll at a helper wage rate, who is not a helper under a approved definition, shall be paid not less than the applicable wage rate on the wage determination for the classification of work actually performed.

5. Apprentices and Trainees (Programs of the U.S. DOT):

Apprentices and trainees working under apprenticeship and skill training programs which have been certified by the Secretary of Transportation as promoting EEO in connection with Federal-aid highway construction programs are not subject to the requirements of paragraph 4 of this Section IV. The straight time hourly wage rates for apprentices and trainees under such programs will be established by the particular programs. The ratio of apprentices and trainees to journeymen shall not be greater than permitted by the terms of the particular program.

6. Withholding:

The SHA shall upon its own action or upon written request of an authorized representative of the DOL withhold, or cause to be withheld, from the contractor or subcontractor under this contract or any other Federal contract with the same prime contractor or any other Federally-assisted contract subject to Davis-Bacon prevailing wage requirements which is held by the same prime contractor, as much of the accrued payments or advances as may be considered necessary to pay laborers and mechanics, including apprentices, trainee's and helpers, employed by the contractor or any subcontractor the full amount of wages required by the contract. In the event of failure to pay any laborer or mechanic, including any apprentice, trainee, or helper, employed or working on the site of the work, all or part of the wages required by the contract, the SHA contracting officer may, after written notice to the contractor, take such action as may be necessary to cause the suspension of any further payment, advance, or guarantee of funds until such violations have ceased.

7. Overtime Requirements:

No contractor or subcontractor contracting for any part of the contract work which may require or involve the employment of laborers, mechanics, watchmen, or guards (including apprentices, trainees, and helpers described in paragraphs 4 and 5 above) shall require or permit any laborer, mechanic, watchman, or guard in any workweek in which he/she is employed on such work, to work in excess of 40 hours in such workweek unless such laborer, mechanic, watchman, or guard receives compensation at a rate not less than one-and-one-half times his/her basic rate of pay for all hours worked in excess of 40 hours in such workweek.

8. Violation:

Liability for Unpaid Wages; Liquidated Damages: In the event of any violation of the clause set forth in paragraph 7 above, the contractor and any subcontractor responsible thereof shall be liable to the affected employee for his/her unpaid wages. In addition, such contractor and subcontractor shall be liable to the United States (in the case of work done under contract for the District of Columbia or a territory, to such District or to such territory) for liquidated damages. Such liquidated damages shall be computed with respect to each individual laborer, mechanic, watchman, or guard employed in violation of the clause set forth in paragraph 7, in the sum of \$10 for each calendar day on which such employee was required or permitted to work in excess of the standard work week of 40 hours without payment of the overtime wages required by the clause set forth in paragraph 7.

9. Withholding for Unpaid Wages and Liquidated Damages:

The SHA shall, upon its own action or upon written request of any authorized representative of the DOL withhold, or cause to be withheld, from any monies payable on account of work performed by the contractor or subcontractor under any such contract or any other Federal contract with the same prime contractor, or any other Federally-assisted contract subject to the Contract Work Hours and Safety Standards Act, which is held by the same prime contractor, such sums as may be determined to be necessary to satisfy any liabilities of such contractor or subcontractor for unpaid wages and liquidated damages as provided in the clause set forth in paragraph 8 above.

V. STATEMENTS AND PAYROLLS

(Applicable to all Federal-aid construction contracts exceeding \$2,000 and to all related subcontracts, except for projects located on roadways classified as local roads or rural collectors, which are exempt.)

1. Compliance with Copeland Regulations (29 CFR 3):

The contractor shall comply with the Copeland Regulations of the Secretary of Labor which are herein incorporated by reference.

2. Payrolls and Payroll Records:

a. Payrolls and basic records relating thereto shall be maintained by the contractor and each subcontractor during the course of the work and preserved for a period of 3 years from the date of completion of the contract for all laborers, mechanics, apprentices, trainees, watchmen, helpers, and guards working at the site of the work.

b. The payroll records shall contain the name, social security number, and address of each such employee; his or her correct classification; hourly rates of wages paid (including rates of contributions or costs anticipated for bona fide fringe benefits or cash equivalent thereof the types described in Section 1(b)(2)(B) of the Davis Bacon Act); daily and weekly number of hours worked; deductions made; and actual wages paid. In addition, for Appalachian contracts, the payroll records shall contain a notation indicating whether the employee does, or does not, normally reside in the labor area as defined in Attachment A, paragraph 1. Whenever the Secretary of Labor, pursuant to Section IV, paragraph 3b, has found that the wages of any laborer or mechanic include the amount of any costs reasonably anticipated in providing benefits under a plan

or program described in Section 1(b)(2)(B) of the Davis Bacon Act, the contractor and each subcontractor shall maintain records which show that the commitment to provide such benefits is enforceable, that the plan or program is financially responsible, that the plan or program has been communicated in writing to the laborers or mechanics affected, and show the cost anticipated or the actual cost incurred in providing benefits. Contractors or subcontractors employing apprentices or trainees under approved programs shall maintain written evidence of the registration of apprentices and trainees, and ratios and wage rates prescribed in the applicable programs.

c. Each contractor and subcontractor shall furnish, each week in which any contract work is performed, to the SHA resident engineer a payroll of wages paid each of its employees (including apprentices trainees, and helpers, described in Section IV, paragraphs 4 and 5, and watchmen and guards engaged on work during the preceding weekly payroll period).

The payroll submitted shall set out accurately and completely all of the information required to be maintained under paragraph 2b of this Section V.

This information may be submitted in any form desired. Optional Form WH-347 is available for this purpose and may be purchased from the Superintendent of Documents (Federal stock number 029-005-0014-1), U.S. Government Printing Office, Washington, D.C. 20402. The prime contractor is responsible for the submission of copies of payrolls by all subcontractors.

d. Each payroll submitted shall be accompanied by a "Statement of Compliance," signed by the Contractor or subcontractor or his/her agent who pays or supervises the payment of the persons employed under the contract and shall certify the following:

(1) that the payroll for the payroll period contains the information required to be maintained under paragraph 2b of this Section V and that such information is correct and complete;

(2) that such laborer or mechanic (including each helper, apprentice, and trainee) employed on the contract during the payroll period has been paid the full weekly wages earned, without rebate, either directly or indirectly, and that no deductions have been made either directly or indirectly from the full wages earned, other than permissible deductions as set forth in the Regulations, 29 CFR 3;

(3) that each laborer or mechanic has been paid not less than the applicable wage rate and fringe benefits or cash equivalent for the classification of work performed, as specified in the applicable wage determination incorporated into the contract.

e. The weekly submission of a properly executed certification set forth on the reverse side of Optional Form WH-347 shall satisfy the requirement for submission of the "Statement of Compliance" required by paragraph 2d of this Section V.

f. The falsification of any of the above certifications may subject the contractor to civil or criminal prosecution under 18 U/S. C. 1001 and 31 U.S.C. 231.

g. The contractor or subcontractor shall make the records required under paragraph 2b of this Section V available for

inspection, copying, or transcription by authorized representatives of the SHA, the FHWA, or the DOL, and shall permit such representatives to interview employees during working hours on the job. If the contractor or subcontractor fails to submit the required records or to make them available, the SHA, the FHWA, the DOL, or all may, after written notice to the contractor, sponsor, applicant, or owner, take such actions as may be necessary to cause the suspension of any further payment, advance, or guarantee of funds. Furthermore, failure to submit the required records upon request or to make such records available may be grounds for debarment action pursuant to 29 CFR 5.12.

VI. RECORD OF MATERIALS, SUPPLIES, AND LABOR

1. On all federal-aid contracts on the national highway system, except those which provide solely for the installation of protective devices at railroad grade crossings, those which are constructed on a force account or direct labor basis, highway beautification contracts, and contracts for which the total final construction cost for roadway and bridge is less than \$1,000,000 (23 CFR 635) the contractor shall:

a. Become familiar with the list of specific materials and supplies contained in Form FHWA-47, "Statement of Materials and Labor Used by Contractor of Highway Construction Involving Federal Funds," prior to the commencement of work under this contract.

b. Maintain a record of the total cost of all materials and supplies purchased for and incorporated in the work, and also of the quantities of those specific materials and supplies listed on Form FHWA-47, and in the units shown on Form FHWA-47.

c. Furnish, upon the completion of the contract, to the SHA resident engineer on Form FHWA-47 together with the data required in paragraph 1b relative to materials and supplies, a final labor summary of all contract work indicating the total hours worked and the total amount earned.

2. At the prime contractor's option, either a single report covering all contract work or separate reports for the contractor and for each subcontract shall be submitted.

VII. SUBLETTING OR ASSIGNING THE CONTRACT

1. The contractor shall perform with its own organization contract work amounting to not less than 30 percent (or a greater percentage if specified elsewhere in the contract) of the total original contract price, excluding any specialty items designated by the State. Specialty items may be performed by subcontract and the amount of any such specialty items performed may be deducted from the total original contract price before computing the amount of work required to be performed by the contractor's own organization (23 CFR 635).

a. "Its own organization" shall be construed to include only workers employed and paid directly by the prime contractor and equipment owned or rented by the prime contractor, with or without operators. Such term does not include employees or equipment of a subcontractor, assignee, or agent of the prime contractor.

b. "Specialty Items" shall be construed to be limited to work that requires highly specialized knowledge, abilities, or equipment not ordinarily available in the type of contracting organizations qualified and expected to bid on the contract as a

whole and in general are to be limited to minor components of the overall contract.

2. The contract amount upon which the requirements set forth in paragraph 1 of Section VII is computed includes the cost of material and manufactured products which are to be purchased or produced by the contractor under the contract provisions.

3. The contractor shall furnish (a) a competent superintendent or supervisor who is employed by the firm, has full authority to direct performance of the work in accordance with the contract requirements, and is in charge of all construction operations (regardless of who performs the work) and (b) such other of its own organizational resources (supervision, management, and engineering services) as the SHA contracting officer determines is necessary to assure the performance of the contract.

4. No portion of the contract shall be sublet, assigned or otherwise disposed of except with the written consent of the SHA contracting officer, or authorized representative, and such consent when given shall not be construed to relieve the contractor of any responsibility for the fulfillment of the contract.

Written consent will be given only after the SHA has assured that each subcontract is evidenced in writing and that it contains all pertinent provisions and requirements of the prime contract.

VIII. SAFETY: ACCIDENT PREVENTION

1. In the performance of this contract the contractor shall comply with all applicable Federal, State, and local laws governing safety, health, and sanitation (23 CFR 635). The contractor shall provide all safeguards, safety devices and protective equipment and take any other needed actions as it determines, or as the SHA contracting officer may determine, to be reasonably necessary to protect the life and health of employees on the job and the safety of the public and to protect property in connection with the performance of the work covered by the contract.

2. It is a condition of this contract, and shall be made a condition of each subcontract, which the contractor enters into pursuant to this contract, that the contractor and any subcontractor shall not permit any employee, in performance of the contract, to work in surroundings or under conditions which are unsanitary, hazardous or dangerous to his/her health or safety, as determined under construction safety and health standards (29 CFR 1926) promulgated by the Secretary of Labor, in accordance with Section 107 of the Contract Work Hours and Safety Standards Act (40 U.S.C. 333).

3. Pursuant to 29 CFR 1926.3, it is a condition of this contract that the Secretary of Labor or authorized representative thereof, shall have right of entry to any site of contract performance to inspect or investigate the matter of compliance with the construction safety and health standards and to carry out the duties of the Secretary under Section 107 of the Contract Work Hours and Safety Standards Act (40 U.S.C. 333).

IX. FALSE STATEMENTS CONCERNING HIGHWAY PROJECTS

In order to assure high quality and durable construction in conformity with approved plans and specifications and a high degree of reliability on statements and representations made by engineers, contractors, suppliers, and workers on Federal-aid highway projects, it is essential that all persons concerned with the project perform their functions as carefully, thoroughly, and honestly as possible. Willful falsification,

distortion, or misrepresentation with respect to any facts related to the project is a violation of Federal law. To prevent any misunderstanding regarding the seriousness of these and similar acts, the following notice shall be posted on each Federal-aid highway project (23 CFR 635) in one or more places where it is readily available to all persons concerned with the project:

NOTICE TO ALL PERSONNEL ENGAGED ON FEDERAL-AID HIGHWAY PROJECTS

18 U.S.C. 1020 reads as follows:

"Whoever, being an officer, agent or employee of the United States, or of any State or Territory, or whoever, whether a person, association, firm, or corporation, knowingly makes any false statement, false representation, or false report as to the character, quality, quantity, or cost of the material used or to be used, or the quantity or quality of the work performed or to be performed, or the cost thereof in connection with the submission of plans, maps, specifications, contracts, or costs of construction on any highway or related project submitted for approval to the Secretary of Transportation; or

Whoever knowingly makes any false statement, false representation, false report or false claim with respect to the character, quality, quantity, or cost of any work performed or to be performed, or materials furnished or to be furnished, in connection with the construction of any highway or related project approved by the Secretary of Transportation; or

Whoever knowingly makes any false statement or false representation as to material fact in any statement, certificate, or report submitted pursuant to provisions of the Federal-aid Roads Act approved July 1, 1916, (39 Stat. 355), as amended and supplemented;

Shall be fined not more than \$10,000 or imprisoned not more than 5 years or both."

X. IMPLEMENTATION OF CLEAN AIR ACT AND FEDERAL WATER POLLUTION CONTROL ACT

(Applicable to all Federal-aid construction contracts and to all related subcontracts of \$100,000 or more).

By submission of this bid or the execution of this contract, or subcontract, as appropriate, the bidder, Federal-aid construction contractor, or subcontractor, as appropriate, will be deemed to have stipulated as follows:

1. That any facility that is or will be utilized in the performance of this contract, unless such contract is exempt under the Clean Air Act, as amended (42 U.S.C. 1857 et seq., as amended by Pub.L. 91-604), and under the Federal Water Pollution Control Act, as amended (33 U.S.C. 1251 et seq., as amended by Pub.L. 92-500), Executive Order 11738, and regulations in implementation thereof (40 CFR 15) is not listed, on the date of contract award, on the U.S. Environmental Protection Agency (EPA) List of Violating Facilities pursuant to 40 CFR 15.20.

2. That the firm agrees to comply and remain in compliance with all the requirements of Section 114 of the Clean Air Act and Section 308 of the Federal Water Pollution Control Act and all regulations and guidelines listed thereunder.

3. That the firm shall promptly notify the SHA of the receipt of

any communication from the Director, Office of Federal Activities, EPA indicating that a facility that is or will be utilized for the contract is under consideration to be listed on the EPA List of Violating Facilities.

4. That the firm agrees to include or cause to be included the requirements of paragraph 1 through 4 of this Section X in every nonexempt subcontract, and further agrees to take such action as the government may direct as a means of enforcing such requirements.

XI. CERTIFICATION REGARDING DEBARMENT, SUSPENSION, INELIGIBILITY AND VOLUNTARY EXCLUSION

1. Instructions for Certification - Primary Covered Transactions:

(Applicable to all Federal-aid contracts - 49 CFR 29)

a. By signing and submitting this proposal, the prospective primary participant is providing the certification set out below.

b. The inability of a person to provide the certification set out below will not necessarily result in denial of participation in this covered transaction. The prospective participant shall submit an explanation of why it cannot provide the certification set out below. The certification or explanation will be considered in connection with the department or agency's determination whether to enter into this transaction. However, failure of the prospective primary participant to furnish a certification or an explanation shall disqualify such a person from participation in this transaction.

c. The certification in this clause is a material representation of fact upon which reliance was placed when the department or agency determined to enter into this transaction. If it is later determined that the prospective primary participant knowingly rendered an erroneous certification, in addition to other remedies available to the Federal Government, the department or agency may terminate this transaction for cause of default.

d. The prospective primary participant shall provide immediate written notice to the department or agency to whom this proposal is submitted if any time the prospective primary participant learns that its certification was erroneous when submitted or has become erroneous by reason of changed circumstances.

e. The terms "covered transaction," "debarred," "suspended," "ineligible," "lower tier covered transaction," "participant," "person," "primary covered transaction," "principal," "proposal," and "voluntarily excluded," as used in this clause, have the meanings set out in the Definitions and Coverage sections of rules implementing Executive Order 12549. You may contact the department or agency to which this proposal is submitted for assistance in obtaining a copy of those regulations.

f. The prospective primary participant agrees by submitting this proposal that, should the proposed covered transaction be entered into, it shall not knowingly enter into any lower tier covered transaction with a person who is debarred, suspended, declared ineligible, or voluntarily excluded from participation in this covered transaction, unless authorized by the department or agency entering into this transaction.

g. The prospective primary participant further agrees by submitting this proposal that it will include the clause titled

“Certification Regarding Debarment, Suspension, Ineligibility and Voluntary Exclusion-Lower Tier Covered Transaction,” provided by the department or agency entering into this covered transaction, without modification in all lower tier covered transactions and in all solicitations for lower tier covered transactions.

h. A participant in a covered transaction may rely upon a certification of a prospective participant in a lower tier covered transaction that is not debarred, suspended, ineligible, or voluntarily excluded from the covered transaction, unless it knows that the certification is erroneous. A participant may decide the method and frequency by which it determines the eligibility of its principals. Each participant may, but is not required to, check the nonprocurement portion of the “Lists of Parties Excluded from Federal Procurement or Nonprocurement Programs” (Nonprocurement List) which is compiled by the General Services Administration.

i. Nothing contained in the foregoing shall be construed to require establishment of a system of records in order to render in good faith the certification required by this clause. The knowledge and information of participant is not required to exceed that which is normally possessed by a prudent person in the ordinary course of business dealings.

j. Except for transactions authorized under paragraph f of these instructions, if a participant in a covered transaction knowingly enters into a lower tier covered transaction with a person who is suspended, debarred, ineligible, or voluntarily excluded from participation in this transaction, in addition to other remedies available to the Federal Government, the department or agency may terminate this transaction for cause or default.

Certification Regarding Debarment, Suspension, Ineligibility and Voluntary Exclusion-Primary Covered Transactions

1. The prospective primary participant certifies to the best of its knowledge and belief, that it and its principals:

- a. Are not presently debarred, suspended, proposed for debarment, declared ineligible, or voluntarily excluded from covered transactions by any Federal department or agency;
- b. Have not within a 3-year period preceding this proposal been convicted of or had a civil judgment rendered against them for commission of fraud or a criminal offense in connection with obtaining, attempting to obtain, or performing a public (Federal, State or local) transaction or contract under a public transaction; violation of Federal or State antitrust statutes or commission of embezzlement, theft, forgery, bribery, falsification or destruction of records, making false statements, or receiving stolen property;
- c. Are not presently indicted for or otherwise criminally or civilly charged by a governmental entity (Federal, State or local) with commission of any of the offenses enumerated in paragraph 1b of this certification; and
- d. Have not within a 3-year period preceding this application/proposal had one or more public transactions (Federal, State or local) terminated for cause or default.

2. Where the prospective primary participant is unable to certify to any of the statements in this certification, such prospective participant shall attach an explanation to this proposal.

2. Instructions for Certification - Lower Tier Covered Transactions:

(Applicable to all subcontracts, purchase orders and other lower tier transactions of \$25,000 or more - 49 CFR 29)

- a. By signing and submitting this proposal, the prospective lower tier is providing the certification set out below.
- b. The certification in this clause is a material representation of fact upon which reliance was placed when this transaction was entered into. If it is later determined that the prospective lower tier participant knowingly rendered an erroneous certification, in addition to other remedies available to the Federal Government, the department, or agency with which this transaction originated may pursue available remedies, including suspension and/or debarment.
- c. The prospective lower tier participant shall provide immediate written notice to the person to which this proposal is submitted if at any time the prospective lower tier participant learns that its certification was erroneous by reason of changed circumstances.
- d. The terms “covered transaction,” “debarred,” “suspended,” “ineligible,” “primary covered transaction,” “participant,” “person,” “principal,” “proposal,” and “voluntarily excluded,” as used in this clause, have the meanings set out in the Definitions and Coverage sections of rules implementing Executive Order 12549. You may contact the person to which this proposal is submitted for assistance in obtaining a copy of those regulations.
- e. The prospective lower tier participant agrees by submitting this proposal that, should the proposed covered transaction be entered into, it shall not knowingly enter into any lower tier covered transaction with a person who is debarred, suspended, declared ineligible, or voluntarily excluded from participation in this covered transaction, unless authorized by the department or agency with which this transaction originated.
- f. The prospective lower tier participant further agrees by submitting this proposal that it will include this clause titled “Certification Regarding Debarment, Suspension, Ineligibility and Voluntary Exclusion-Lower Tier Covered Transaction,” without modification, in all lower tier covered transactions and in all solicitations for lower tier covered transactions.
- g. A participant in a covered transaction may rely upon a certification of a prospective participant in a lower tier covered transaction that is not debarred, suspended, ineligible, or voluntarily excluded from the covered transaction, unless it knows that the certification is erroneous. A participant may decide the method and frequency by which it determines the eligibility of its principals. Each participant may, but is not required to, check the Nonprocurement List.
- h. Nothing contained in the foregoing shall be construed to require establishment of a system of records in order to render in good faith the certification required by this clause. The knowledge and information of participant is not required to exceed that which is normally possessed by a prudent person in the ordinary course of business dealing.
- i. Except for transactions authorized under paragraph e of these instructions, if a participant in a covered transaction knowingly enters into a lower tier covered transaction with a person who is suspended, debarred, ineligible, or voluntarily

excluded from participation in this transaction, in addition to other remedies available to the Federal Government, the department or agency with which this transaction originated may pursue available remedies, including suspension and/or debarment.

Certification Regarding Debarment, Suspension, Ineligibility And Voluntary Exclusion-Lower Tier Covered Transactions:

1. The prospective lower tier participant certifies, by submission of this proposal, that neither it nor its principals is presently debarred, suspended, proposed for debarment, declared ineligible, or voluntarily excluded from participation in this transaction by any Federal department or agency.

2. Where the prospective lower tier participant is unable to certify to any of the statements in this certification, such prospective participant shall attach an explanation to this proposal.

XII. CERTIFICATION REGARDING USE OF CONTRACT FUNDS FOR LOBBYING

(Applicable to all Federal-aid construction contracts and to all related subcontracts which exceed \$100,000 - 49 CFR 20)

1. The prospective participant certifies, by signing and submitting this bid or proposal, to the best of his or her knowledge and belief, that:

a. No Federal appropriated funds have been paid or will be paid, by or on behalf of the undersigned, to any person for influencing or attempting to influence an officer or employee of any Federal agency, a Member of Congress, an officer or employee of Congress, or an employee of a Member of Congress in connection with the awarding of any Federal contract, the making of any Federal grant, the making of any Federal loan, the entering into of any cooperative agreement, and the extension, continuation, renewal, amendment, or modification of any Federal contract, grant, loan, or cooperative agreement.

b. If any funds other than Federal appropriated funds have been paid or will be paid to any person for influencing or attempting to influence an officer or employee of any Federal agency, a Member of Congress, an officer or employee of Congress, or an employee of a Member of Congress in connection with this Federal contract, grant, loan, or cooperative agreement, the undersigned shall complete and submit Standard Form-LLL, "Disclosure Form to Report Lobbying," in accordance with its instructions.

2. This certification is a material representation of fact upon which reliance was placed when this transaction was made or entered into. Submission of this certification is a prerequisite for making or entering into this transaction imposed by 31 U.S.C. 1352. Any person who fails to file the required certification shall be subject to a civil penalty of not less than \$10,000 and not more than \$100,000 for each such failure.

3. The prospective participant also agrees by submitting his or her bid or proposal that he or she shall require that the language of this certification be included in all lower tier subcontracts, which exceed \$100,000 and that all such recipients shall certify and disclose accordingly.

MINIMUM WAGES FOR FEDERAL AND FEDERALLY ASSISTED CONSTRUCTION CONTRACTS

This project is funded, in part, with Federal-aid funds and, as such, is subject to the provisions of the Davis-Bacon Act of March 3, 1931, as amended (46 Sta. 1494, as amended, 40 U.S.C. 276a) and of other Federal statutes referred to in a 29 CFR Part 1, Appendix A, as well as such additional statutes as may from time to time be enacted containing provisions for the payment of wages determined to be prevailing by the Secretary of Labor in accordance with the Davis-Bacon Act and pursuant to the provisions of 29 CFR Part 1. The prevailing rates and fringe benefits shown in the General Wage Determination Decisions issued by the U.S. Department of Labor shall, in accordance with the provisions of the foregoing statutes, constitute the minimum wages payable on Federal and federally assisted construction projects to laborers and mechanics of the specified classes engaged on contract work of the character and in the localities described therein.

General Wage Determination Decisions, modifications and supersedes decisions thereto are to be used in accordance with the provisions of 29 CFR Parts 1 and 5. Accordingly, the applicable decision, together with any modifications issued, must be made a part of every contract for performance of the described work within the geographic area indicated as required by an applicable DBRA Federal prevailing wage law and 29 CFR Part 5. The wage rates and fringe benefits contained in the General Wage Determination Decision

NOTICE

The most current **General Wage Determination Decisions** (wage rates) are available on the IDOT web site. They are located on the Letting and Bidding page at <http://www.dot.il.gov/desenv/delett.html>.

In addition, ten (10) days prior to the letting, the applicable Federal wage rates will be e-mailed to subscribers. It is recommended that all contractors subscribe to the Federal Wage Rates List or the Contractor's Packet through IDOT's subscription service.

PLEASE NOTE: if you have already subscribed to the Contractor's Packet you will automatically receive the Federal Wage Rates.

The instructions for subscribing are at <http://www.dot.il.gov/desenv/subsc.html>.

If you have any questions concerning the wage rates, please contact IDOT's Chief Contract Official at 217-782-7806.