CONTRACT NO. 76940

F.A.I. RTE.	SECTION	COUNTY	TOTAL SHEETS	SHEET NO.
55	60-(1,2)I-2	MADISON	21	16
STA. 996+00		TO STA.1026+00		
FED. ROAD DIST. NO. 5	ILLINOIS	FED. AID PROJECT		

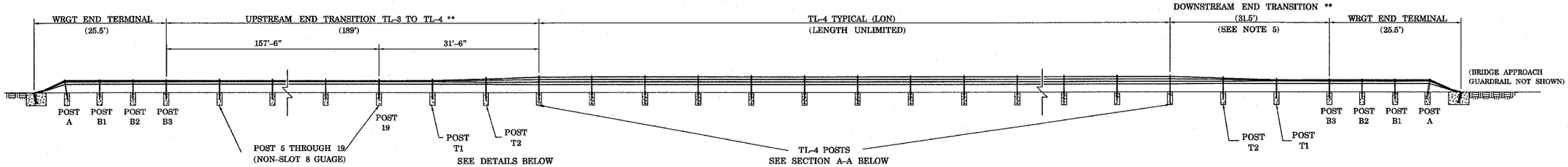

** PAID AS LF OF TL-4 WRSF

TYPICAL TL-4 LAYOUT

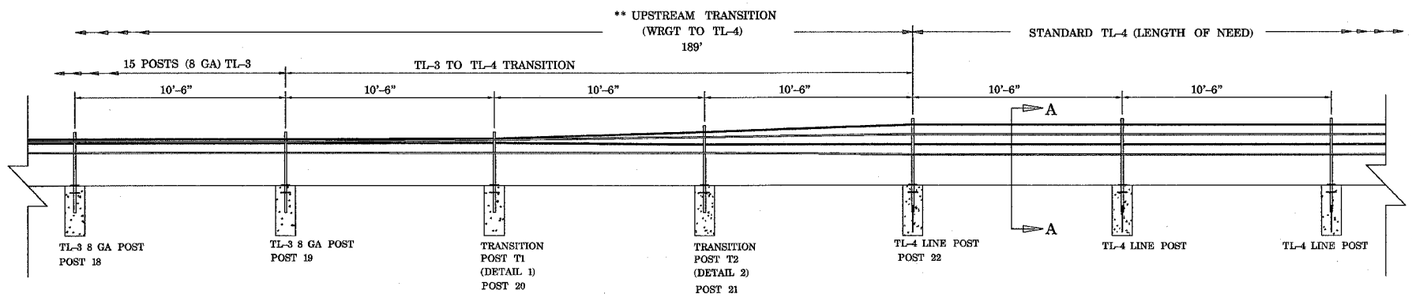

ELEVATION AT TRANSITION

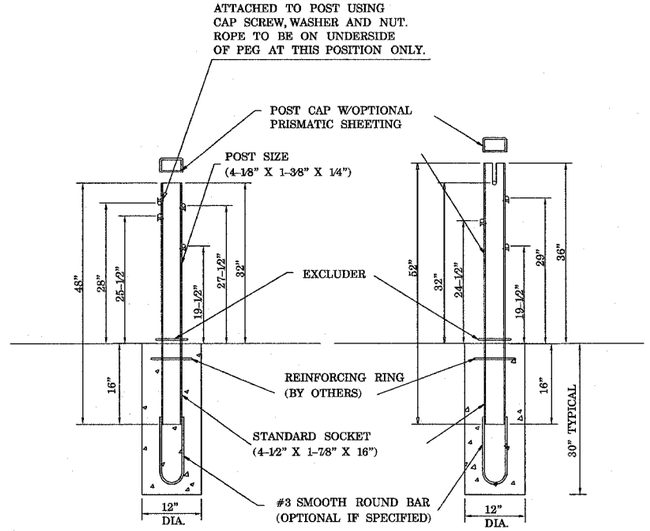

DETAIL 1

T1-TRANSITION POST (NON-SLOTTED)
(4-1/8" X 1-3/8" X 1/4")
CONCRETE SOCKETED FOUNDATION

NOTE THIS POST MUST BE DIRECTLY CONCRETED IN OR PINNED INTO A SOCKET TO RESIST UPWARD MOVEMENT

DETAIL 2

T2-TRANSITION (SLOTTED) POST
(4-1/8" X 1-3/8" X 1/4")
CONCRETE SOCKETED FOUNDATION

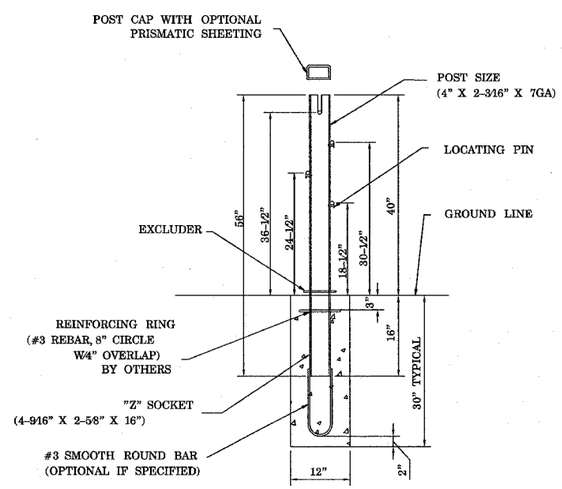

TL-4 LINE POST DETAIL
(4" X 2-3/16 X 7 GA.)
CONCRETE SOCKETED FOUNDATION

SECTION A-A

NOTES:

1. BRIFEN DRAWING, SPECIFICATIONS & PRODUCT MANUAL SHOULD BE REVIEWED PRIOR TO STARTING OF INSTALLATION. FOR ASSISTANCE OR ADDITIONAL INFORMATION CALL 1-866-427-4336 TOLL FREE.
2. WIRE ROPE SAFETY FENCE (WRSF) IS RECOMMENDED FOR INSTALLATIONS ON SLOPE OF 6:1 OR FLATTER. THE AREA SHOULD BE RELATIVELY SMOOTH, WITHOUT EDGE DROP-OFFS, ABRUPT SLOPE CHANGES, HOLES, DEBRIS, ETC. THAT COULD PREVENT A VEHICLE FROM IMPACTING THE WRSF WITH ALL WHEELS ON THE GROUND AND SUSPENSION NORMAL. SOME FILLING AND/OR GRADING AND COMPACTION MAY BE NECESSARY. THE ROPES MUST BE PLACED AT DESIGN HEIGHT ABOVE GROUND LINE. TOLERANCE IS * 1".
3. WRSF MAY BE INSTALLED ON EITHER SIDE OF THE ROADWAY. THE RADIUS EDGE OF POSTS SHALL BE ON THE APPROACH SIDE OF TRAFFIC. LINE POSTS SHALL BE SOCKETED DESIGN, UNLESS OTHERWISE SPECIFIED (ALSO SEE SHEET 5). SPACING MAY BE DECREASED TO AVOID OBSTACLES.
4. TYPICAL (30") DEPTH FOUNDATION INTENDED FOR USE IN FIRM SOIL OR WHEN INSTALLED SURROUNDED BY 4" MIN. SURFACING.
5. DOWNSTREAM END TRANSITION USED ONLY WHEN WRGT END ANCHOR IS PLACED WHERE IT CANNOT BE IMPACTED HEAD-ON, OTHERWISE USE UPSTREAM END TRANSITION.
6. A SPECIAL TL-4 END TERMINAL IS AVAILABLE (LON BEGINS 20' FROM END) FOR USE OUTSIDE THE CLEAR ZONE OR IF SHIELDED FROM IMPACT. CONTACT BRIFEN USA.
7. CONCRETE (BY OTHERS) TO BE 3,500 PSI MINIMUM. EXPOSED SURFACES TO BE HAND TROWELED.
8. PRISMATIC REFLECTIVE SHEETING (ADHESIVE BACK) WHEN SPECIFIED TO BE FIELD APPLIED. SPECIFY COLOR, POST INTERVAL AND SINGLE OR DOUBLE SIDED.
9. EXCLUDER TO BE PUSHED DOWN TIGHT AGAINST TOP OF SOCKET. SOCKET SHALL BE FLUSH WITH THE TOP OF THE FOUNDATION.

The information herein is proprietary to BRIFEN USA, and shall not be disclosed, duplicated or used otherwise without the express written consent of BRIFEN USA, Inc.

BRIFEN★USA INC.

Revisions			TL-4 WRSF DETAILS (4-ROPES INCLUDES TRANSITION TO TL-3)		
No.	Date	By			
1.	5.26.05	MW	Date 5.17.05	Drawn By Manita Workman	Scale None
2.	6.07.05	MW			
3.	6.21.05	MW			Sheet No.
4.	6.28.05	MW			
5.			Dwg. No.	WRSF-05-204a	4 of 9

PLOT DATE = 7/19/2005
FILE NAME = c:\projects\wd83285\clen\plr\d83285a.dgn
PLOT SCALE = 50.0000 ' / IN.
REFERENCE = REF