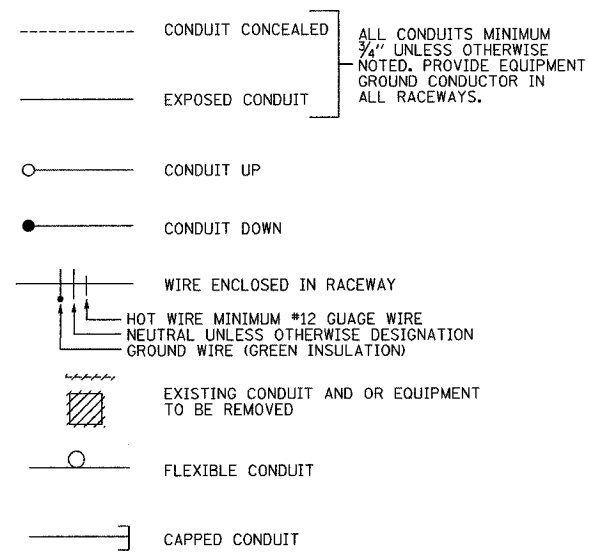


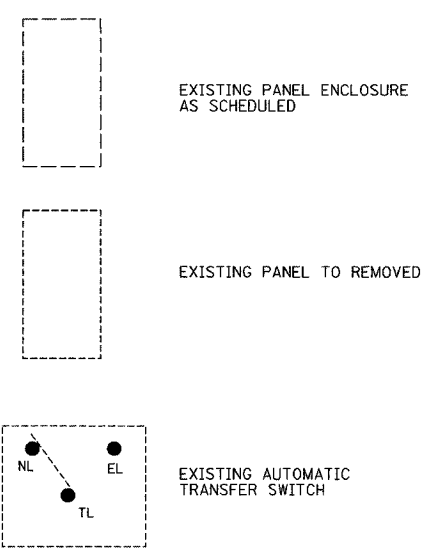
SECTION	COUNTY	TOTAL SHEETS	SHEET NO.
2005-0201	COOK	16	8
STA. TO STA.		FED. ROAD DIST. NO. ILLINOIS FED. AID PROJECT	
62947			

UPS SYSTEM LEGEND AND SYMBOLS

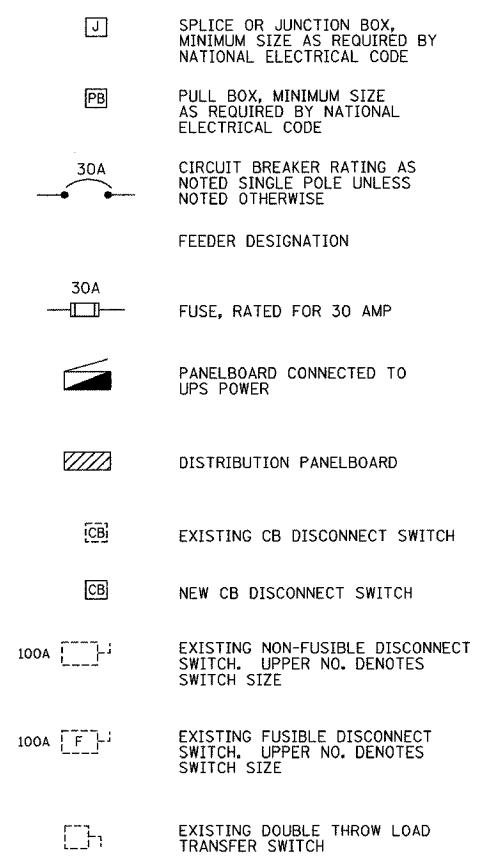
CONDUIT SYMBOLS



POWER SYMBOLS (CONTINUED)



POWER SYMBOLS



ABBREVIATIONS

AC	ALTERNATING CURRENT
AFF	ABOVE FINISHED FLOOR
AIC	AMPS
AMP, A	AMPERE
AMPAY	AMPACITY
AT	AMPERE TRIP
ATS	AUTOMATIC TRANSFER SWITCH
AUX	AUXILIARY
AWG	AMERICAN WIRING GAUGE
BATT	BATTERY
BR	BRANCH
BRKR	BREAKER
C	CONDUIT
CAP	CAPACITY
CB	CIRCUIT BREAKER
CCT, CKT	CIRCUIT
CONT	CONTACTOR
DC	DIRECT CURRENT
DISC	DISCONNECT
DN	DOWN
DPDT	DOUBLE POLE DOUBLE THROW
EC	EMPTY CONDUIT
ECH	ELECTRIC CABINET HEATER
EMERG	EMERGENCY
EMP	EMERGENCY PANEL
EMT	ELECTRIC METALLIC TUBING
EO	ELECTRICALLY OPERATED
F	FUSE
FDR	FEEDER
FLA	FULL LOAD AMPERES
FLC	FULL LOAD CURRENT
FLR	FLOOR
GA	GAGE, GAUGE
GEN	GENERATOR
GRD, GND	GROUND
HDG	HOT - DIPPED, GALVANIZED
HP	HORSEPOWER
HZ	HERTZ (CYCLE)
IC	INTERRUPTING CAPACITY
INV	INVERTER
ITC	INTERFACE
JB	JUNCTION BOX
KV	KILOVOLT
KVA	KILOVOLT-AMPERE
KW	KILOWATT
KWHR	KILOWATT-HOUR
M	METER
MAN	MANUAL
MAX	MAXIMUM
MTG	MOUNTING
NC	NORMALLY CLOSED
NEG	NEGATIVE
NEUT, N	NEUTRAL
NIC	NOT IN CONTRACT
NO	NORMALLY OPEN, NUMBER
PB	PULL BOX
PF	POWER FACTOR
PH	PHASE
PNL	PANELBOARD
POS	POSITIVE
PRI	PRIMARY
RECPT	RECEPTACLE
REC	RECTIFIER
REST	RESISTANCE
RGS	RIGID GALVANIZED STEEL CONDUIT
SCA	SHORT CIRCUIT AMPERES
SEC	SECONDARY
SP	SINGLE POLE
SPDT	SINGLE POLE DOUBLE THROW
SPST	SINGLE POLE SINGLE THROW
SS	STAINLESS STEEL
SW	SWITCH
SWBD	SWITCHBOARD
TERM	TERMINAL
TGL	TOGGLE
TP	TAMPER PROOF
UNO	UNLESS NOTED OTHERWISE
UPS	UNINTERRUPTIBLE POWER SUPPLY
V	VOLT
VA	VOLT-AMPER
VIF	VERIFY IN FIELD
XFMR, TRANSF	TRANSFORMER

NOTES

- PLANS ARE NOT TO BE SCALED. THESE PLANS ARE INTENDED TO BE DIAGRAMMATIC OUTLINE ONLY UNLESS OTHERWISE NOTED. THE WORK SHALL INCLUDE FURNISHING MATERIALS, EQUIPMENT AND APPURTENANCES, AND LABOR NECESSARY TO EFFECT ALL INSTALLATIONS AS INDICATED ON THE DRAWINGS.
- ALL CONTRACTORS WILL VISIT THE JOB SITE (SCHAUMBURG COMMUNICATION CENTER) AND SHALL FAMILIARIZE THEMSELVES WITH ALL CONDITIONS AFFECTING THE GENERAL CONSTRUCTION DEMOLITION AND ELECTRICAL INSTALLATION AND SHALL MAKE PROVISIONS AS TO THE COST THEREOF. CONTRACTOR SHALL BE RESPONSIBLE FOR FAMILIARIZING HIMSELF WITH ALL CONTRACT DOCUMENTS, FIELD CONDITIONS AND DIMENSIONS CONFIRMING THAT THE WORK MAY BE ACCOMPLISHED AS SHOWN.
- THE ELECTRICAL CONTRACTOR SHALL NOTIFY THE ENGINEER OF ANY DISCREPANCIES BETWEEN THE DRAWINGS, THE GENERAL NOTES, AND THE SEQUENCE OF CONSTRUCTION PHASING AND FIELD CONDITIONS. CLARIFICATION SHALL BE REQUESTED IN WRITING PRIOR TO SUBMISSION OF BIDS.
- THE SUBMISSION OF A PROPOSAL SHALL BE CONSTRUED AS EVIDENCE THAT SUCH EVIDENCE AN EXAMINATION HAS BEEN MADE AND LATER CLAIMS FOR LABOR, EQUIPMENT, OR MATERIAL REQUIRED OR FOR DIFFICULTIES ENCOUNTERED, WHICH WOULD HAVE BEEN FORESEEN HAD SUCH AN EXAMINATION BEEN MADE, WILL NOT BE RECOGNIZED.
- THE ELECTRICAL CONTRACTOR UPON AGREEMENT AND APPROVAL OF THE DRAWINGS ASSUMES FULL RESPONSIBILITY FOR THE MATERIALS, AND WORKMANSHIP OF THE WORK DESCRIBED IN THESE NOTES AND DRAWINGS, AND HE WILL BE EXPECTED TO COMPLY WITH THE SPIRIT AS WELL AS THE LETTER IN WHICH THEY WERE WRITTEN.

UPS-01

REVISIONS	
NAME	DATE

ILLINOIS DEPARTMENT OF TRANSPORTATION
 F.A.I. 94/90 (DAN RYAN EXPRESSWAY)
 31st STREET to I-57
 UNINTERRUPTIBLE POWER SUPPLY
 LEGENDS, SYMBOLS AND ABBREVIATIONS
 (SCHAUMBURG COMMUNICATION CENTER)
 SCALE: NOT TO SCALE DRAWN BY: JM
 DATE: SEPTEMBER 23, 2005 CHECKED BY: CS

Edwards AND Kelcey
 ONE NORTH FRANKLIN
 CHICAGO, IL 60606
 PHONE: (312) 251-3000
 FAX: (312) 251-3015
 WEB: WWW.EKCORP.COM

A:\0301010315\vis\road\contract\62947\ups02010208.sst 07/06/2005 11:31:12 AM