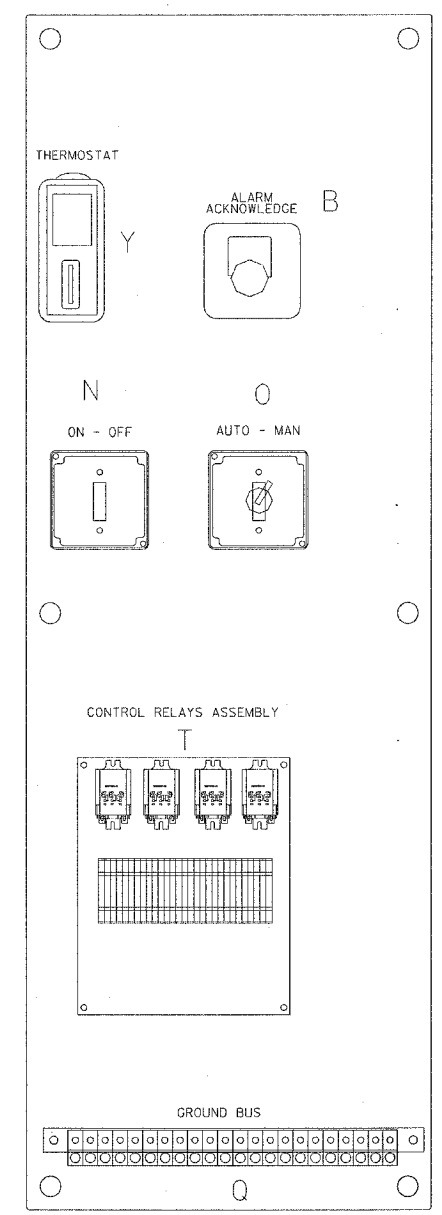
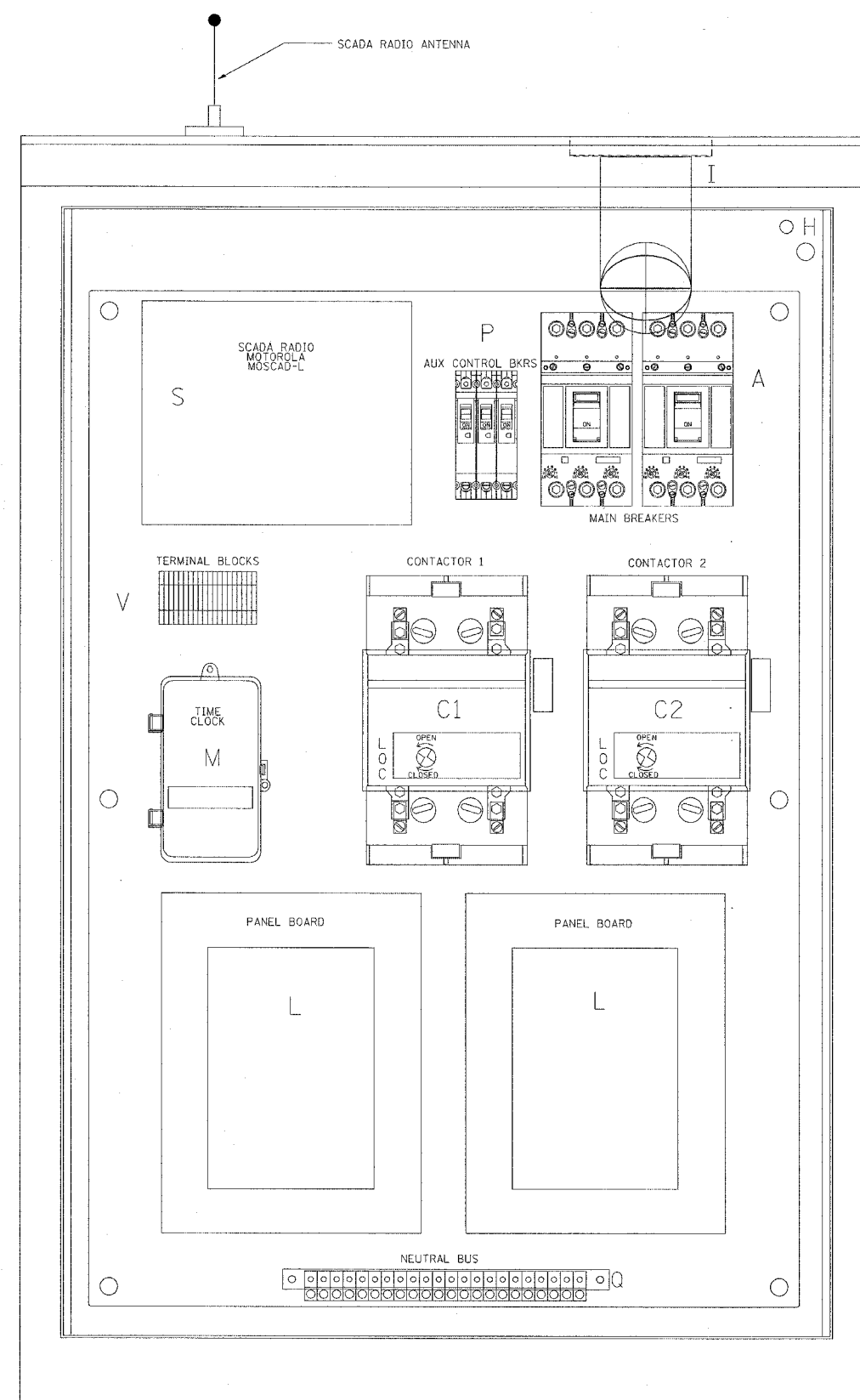
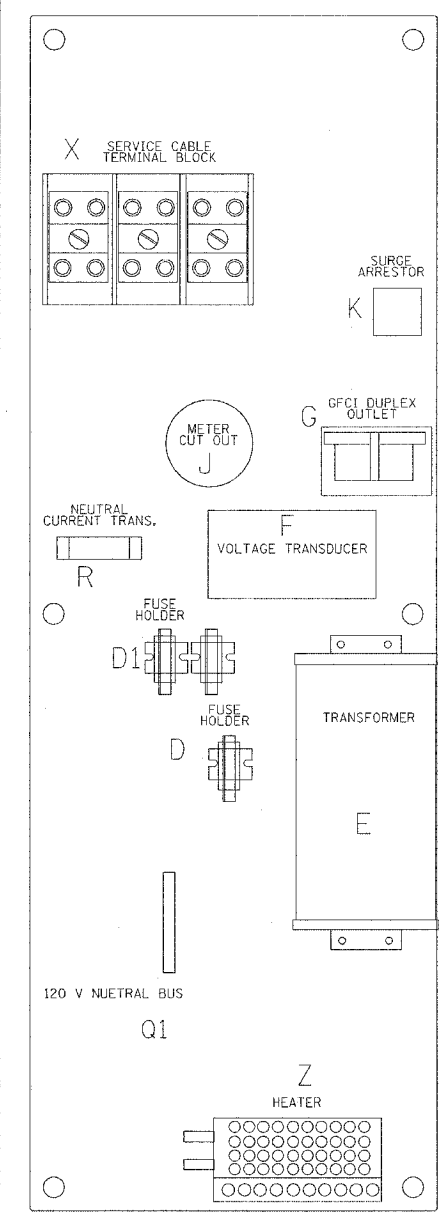


62877

F.A. RTE.	SECTION	COUNTY	TOTAL SHEETS	SHEET NO.
290	0305-302K-L-3	COOK	55	31
STA.		TO STA.		
FED. ROAD DIST. NO.		ILLINOIS FED. AID PROJECT		



LEFT SIDE PANEL



RIGHT SIDE PANEL

BILL OF MATERIALS		
ITEM	QTY	DESCRIPTION
A	2	MAIN CIRCUIT BREAKERS 2 POLE 175 AMP WITH AUX CONTACT
B	1	ACKNOWLEDGE SWITCH, PUSH BUTTON WITH YELLOW INSERT
C1, C2*	2	CONTACTOR 2 POLE 200 AMP 240V COIL WITH AUX CONTACTS
D	1	FINGERSAFE FUSE HOLDER WITH KTK-15 FUSE
D1	2	FINGERSAFE FUSE HOLDER WITH KTK-1/2 FUSE
E	1	2.0 KVA 277V-240/120 TRANSFORMER
F	1	VOLTAGE TRANSDUCER WITH COVERED TERMINALS
G	1	15 AMP GFCI DUPLEX OUTLET W/COVER
H	2	DOOR SWITCH
I	1	LIGHT FIXTURE
J	1	METER FITTING 1 PHASE 3 WIRE 200 AMP
K	1	SURGE ARRESTER
L	2	PANEL BOARD 480/240V 1 PHASE, 250 AMP COPPER BUS
M	1	2 CHANNEL DIGITAL TIME CLOCK
N	1	MOMENTARY SWITCH ON - OFF
O	1	SQUARE D, 9001KS11BH13, 2 POSITION SWITCH IN 9001KY1 ENCLOSURE OR APPROVED EQUAL
P	3	BREAKER 1P 15A
Q	2	COPPER GROUND AND NEUTRAL BUS 1 x 16 x 1/4
Q1	1	COPPER NEUTRAL BUS WITH 1 #6 AND 8 #12 CONDUCTOR POINTS
R	1	CURRENT TRANSDUCER
S	1	MOTOROLA MOSCAD-L RADIO, 240 V
T*	1	CONTROL RELAY ASSEMBLY 240V COILS WITH 4 3 PDT 25A RELAYS (W389ACX-15) (R1, R2, R3, R4) - QTY 32 TERMINAL BLOCKS
V	20	TERMINAL BLOCKS
X*	1	620 AMP SLPIECE BLOCK
Y	1	40-80 DEG THERMOSTAT
Z	1	375 WATT HEATER

* TERMINALS SHALL BE COVERED WITH CLEAR PLEXIGLASS SHEET

REVISIONS		ILLINOIS DEPARTMENT OF TRANSPORTATION
NAME	DATE	
R. TOMSONS	4/05	LIGHTING CONTROLLER RADIO CONTROL DUPLEX TYPE WITH SCADA AND CCTV POWER BE-207 SHT 1 OF 4
SCALE: VERT. NONE	HORIZ.	DRAWN BY CADD
DATE 3/31/2005		CHECKED BY
		BE207
		REVISION DATE: 04/31/05