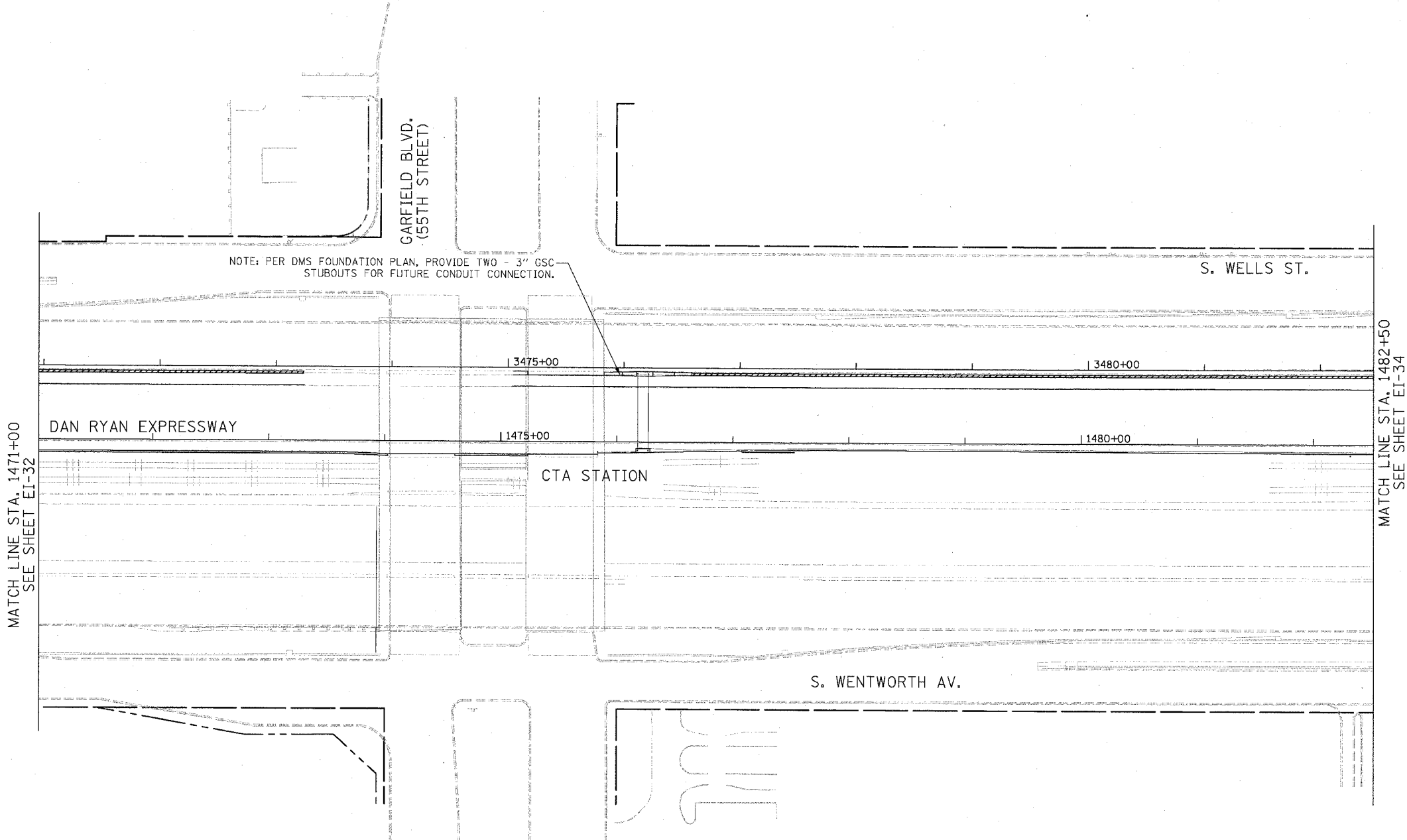
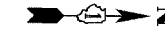


F.A.I. RTE.	SECTION	COUNTY	TOTAL SHEETS	SHEET NO.
94/90		COOK	598	367
STA. 1471+00		TO STA. 1482+50		
FED. ROAD DIST. NO.	ILLINOIS	FED. AID PROJECT		
62302		• (1818, ETC, 2324.6-1PR-9		

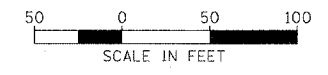


MATCH LINE STA. 1471+00  
SEE SHEET EI-32

MATCH LINE STA. 1482+50  
SEE SHEET EI-34

NOTE: PER DMS FOUNDATION PLAN, PROVIDE TWO - 3" GSC STUBOUTS FOR FUTURE CONDUIT CONNECTION.

- NOTES:**
1. SEE DRAWING EI-100 AND EI-101 FOR ELECTRICAL SYSTEMS AND ABBREVIATIONS.
  2. UNLESS OTHERWISE STATED, ALL NOTED CABLE TO BE FURNISHED AND INSTALLED UNDER ANOTHER CONTRACT.
  3. TRENCHED CONDUITS INSTALLED IN PARALLEL ARE TO BE INSTALLED IN COMMON TRENCH.
  4. THIS SHEET ONLY DEPICTS INSTALLATION OF DETECTION/RAMP METER ELEMENTS. REFER TO SHEETS FOR OTHER SUBSYSTEMS FOR ADDITIONAL ELEMENTS IN THE AREA SHOWN.
  5. DETECTOR LOOPS INSTALLED BY OTHERS.
  6. REFER TO HANDHOLE DETAILS. SEE DRAWING DT-29.



EI-33

REVISIONS	
NAME	DATE

ILLINOIS DEPARTMENT OF TRANSPORTATION  
 F.A.I. 94/90 (DAN RYAN EXPRESSWAY)  
 31ST STREET TO 71ST STREET  
 SB EXPRESS LANE RECONSTRUCTION  
 ELECTRICAL INFRASTRUCTURE PLAN  
 SOUTHBOUND STA 1471+00 TO 1482+50

SCALE: 1"=50'  
 DATE: 7/7/05

DRAWN BY: CJH  
 CHECKED BY: MJL

**Edwards AND Kelcey**  
 ONE NORTH FRANKLIN  
 CHICAGO, IL 60606  
 PHONE: (312) 251-3000  
 FAX: (312) 251-3015  
 WEB: WWW.EKCORP.COM

06/24/2005 12:02:22 PM P:\0-000000\0035\000\14815-CAUDN\5\DE\T020332E-517