WA055

NOTES:

1. DIMENSIONS FOR CROSS SECTIONS ARE MINIMUM.
2. Sx-x IS THE MINIMUM SECTION MODULUS ABOUT THE X-X AXIS OF THE POST AS SHOWN. FOR POST IN WHICH HOLES ARE PUNCHED OR DRILLED FOR MORE THAN HALF THEIR LENGTH, Sx-x SHALL BE COMPUTED FOR THE NEXT SECTION.
3. SOIL PRESSURE: MINIMUM ALLOWABLE SOIL PRESSURE = 1.25 TSF (120 KLA).
4. ALL HOLES ARE 3/8" (10mm) IN DIAMETER.
5. LOADING FOR 60 MPH (95 km/h) WIND VELOCITY WITH 30% GUST FACTOR, NORMAL TO SIGN.
6. MATERIALS: POST SHALL BE STRUCTURAL STEEL-BREAKAWAY CONFORMING WITH THE REQUIREMENTS OF SECTION 1093.01 OF THE IDOT SPECIFICATIONS. BOLTS, NUTS AND WASHERS SHALL BE HIGH-STRENGTH STEEL, GALVANIZED AND SHALL CONFORM TO SECTION 1006.08 OF THE IDOT SPECIFICATIONS.
7. IN AREAS WHERE POSTS PENETRATE PAVEMENT, THE PAVEMENT SHALL BE CORED. AFTER THE POST IS SET, THE HOLE SHALL BE GROUTED WITH AN IDOT APPROVED NON-SHRINK GROUT. COST INCIDENTAL TO SIGN.

		a	b	c	Sx-x, mm 3 (in.3)	kg/m (lbs./ft.)
TYPE B	STEEL	81 (3 3/16)	32 (1 1/4)	38 (1 1/2)	5.588 (0.341)	4.46 (3.00)
	ALUMINUM	118 (4 5/8)	57 (2 1/4)	60 (2 3/8)	14.552 (0.888)	1.93 (1.30)

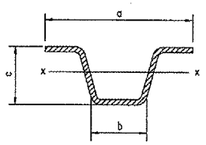

SECTION

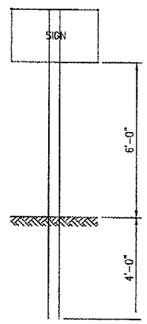

ONE POST INSTALLATION

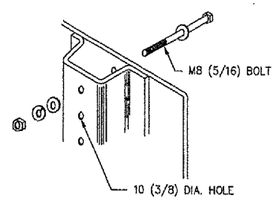

NOTE: MINIMUM OF 2 BOLTS PER POST REQUIRED

DETAIL OF MOUNTING SIGN TO POST

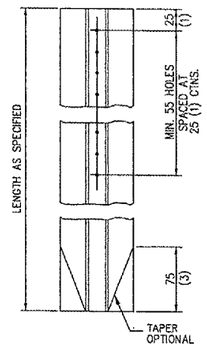

TYPE B

ROADWAY SIGN POST
(IDOT STANDARD 72001)

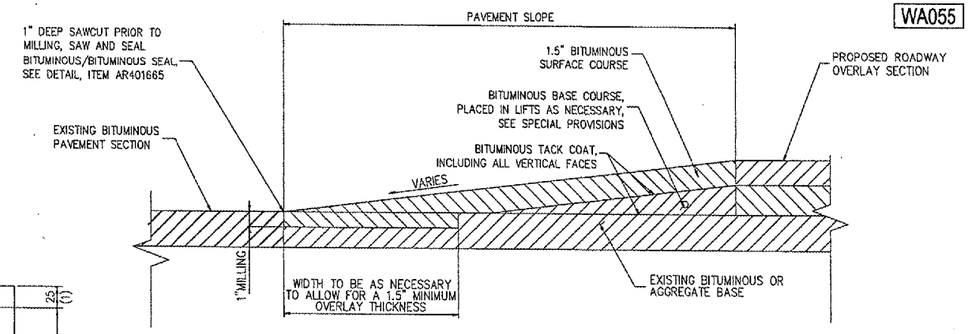

BITUMINOUS TAPER DETAIL

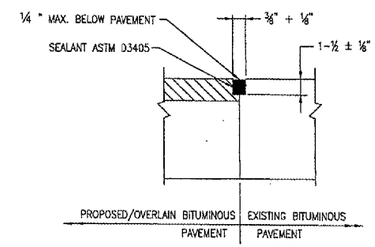

NOTE: BITUMINOUS JOINT SEALING TO BE PAID FOR AS ITEM AR401660

PROPOSED BITUMINOUS/BITUMINOUS SEAL

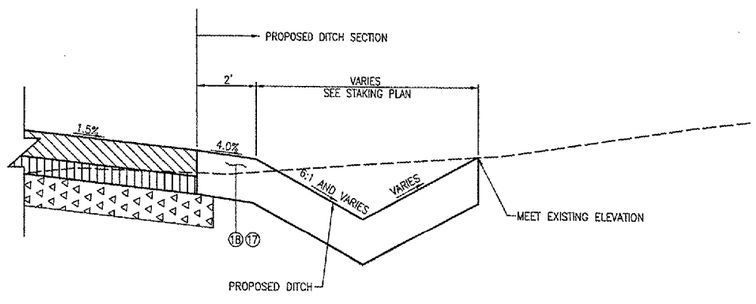

PROPOSED ROADSIDE DITCH
(SECTION LOOKING EAST)
STA. 26+47.95 TO STA. 27+71.28

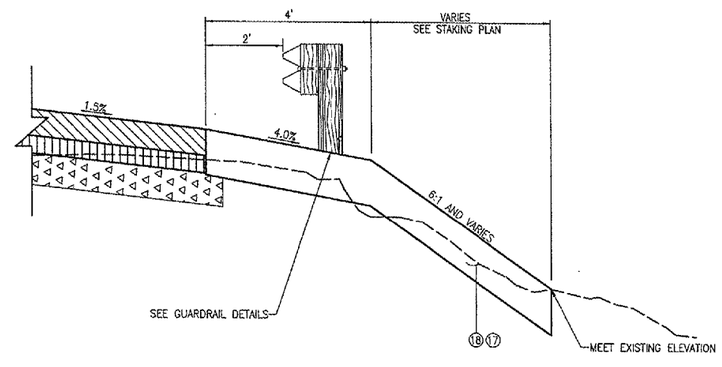

PROPOSED GUARDRAIL DETAIL
(SECTION LOOKING EAST)
STA. 24+43.28 TO STA. 26+47.95

DETAILS SHOWN ARE NOT TO SCALE

HANSON

HANSON PROFESSIONAL SERVICES INC.

815 Commerce Drive, Suite 200
Oak Brook, Illinois 60523
Telephone: 630.990.3800
Fax: 630.990.3801

Waukegan Regional Airport
Waukegan Regional Port District

3580 North McAree Road
Waukegan, Illinois 60087
Phone: 847.244.0055
Fax: 847.244.3813

REPAIR SELECTED PAVEMENT AREAS, REHABILITATE HANGAR TAXILANES AND SERVICE ROAD, AND CONSTRUCT NEW HANGAR PAVEMENTS

A.I.P. PROJ.: 3-17-0105-B30
IL. PROJ.: UGN-3449

No.	Drawing Issue Description	Date	By

Date
MAY 06, 2005

Sheet Title
TYPICAL SECTION DETAILS

831-04TXYD
Project Number

DSY	3/03/05
Layout By	Date
RPH	3/03/05
Designed By	Date
RMH/TMM	4/11/05
Reviewed By	Date
RPH	DSY
Drawn By	

54
Sheet No.

05/06/2005, 03:13 PM SJM
I:\04-Jobs\00031\831\04TXYD\Civil\SHEET\54 Typical Section Details 03.dgn