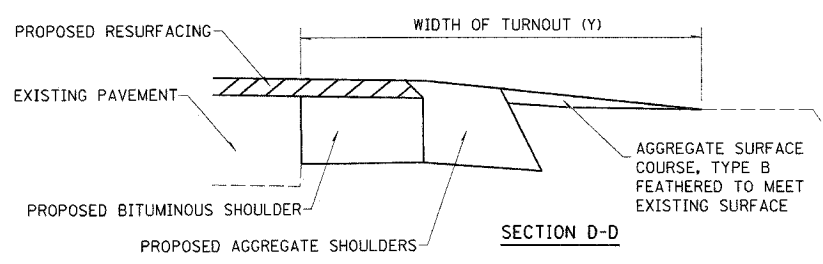
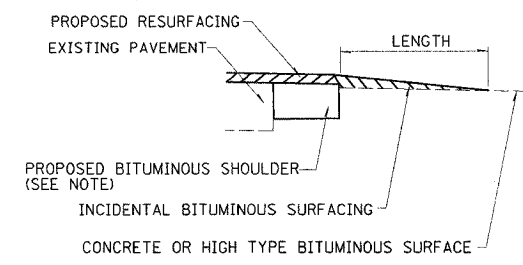
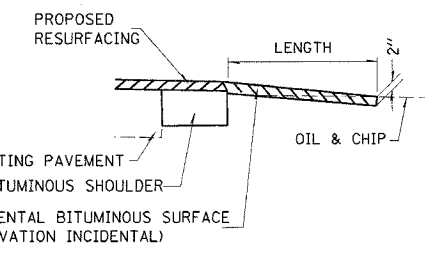
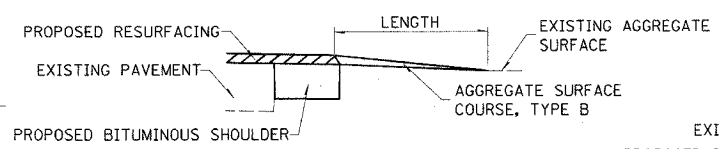
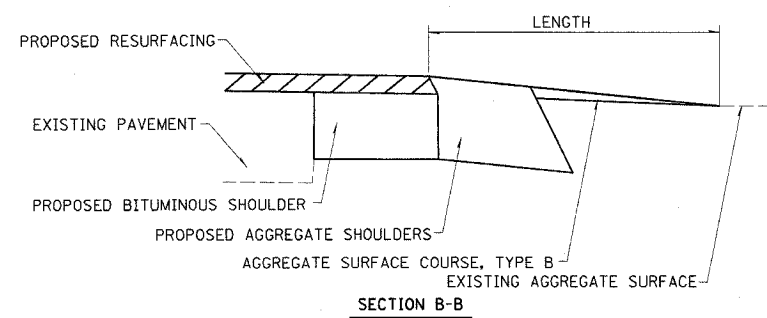
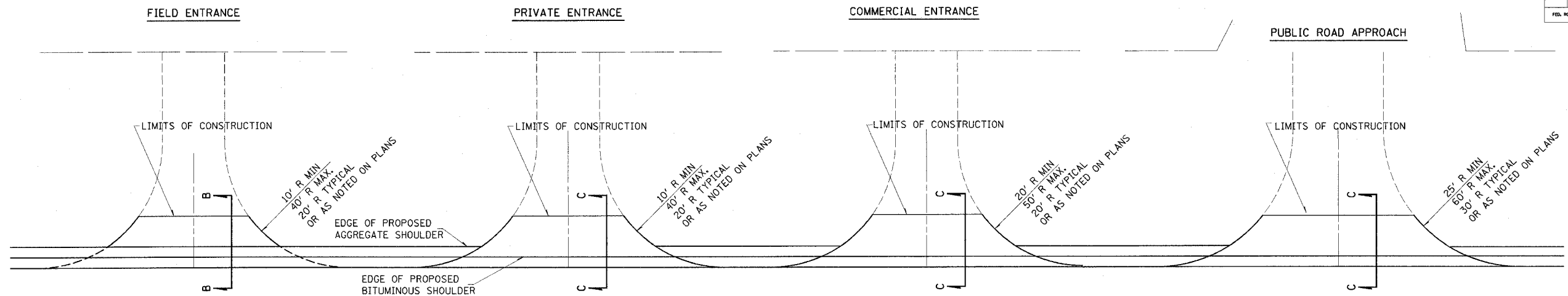


FAP #/E.	SECTION	COUNTY	TOTAL SHEETS	SHEET NO.
322	26RS-2	MARION	18	7
FED. ROAD DIST. NO. 7		S.L. LINES		FED. AID PROJECT NO.
CONTRACT NO. 94866				



TYPICAL SECTION AT MAILBOX TURNOUT
 NOTE: SEE STANDARD 406201 FOR MAILBOX TURNOUT DETAILS

NOTES

LENGTH = 10' UNLESS OTHERWISE NOTED ON PLANS

THE THICKNESS OF THE BITUMINOUS SHOULDERS THROUGH COMMERCIAL ENTRANCES (BITUMINOUS) AND PUBLIC ROADS SHALL BE 10". THE COST OF THE EXTRA THICKNESS SHALL BE INCLUDED WITH THE BITUMINOUS SHOULDERS PAY ITEM.

THE COST OF THE BITUMINOUS MATERIALS AND AGGREGATE (PRIME COAT) FOR ENTRANCES AND PUBLIC ROAD APPROACHES SHALL BE INCLUDED IN THE PAY ITEM INCIDENTAL BITUMINOUS SURFACING.

BITUMINOUS SHOULDERS SHALL NOT BE CONSTRUCTED THROUGH A PCC ENTRANCE OR PCC PUBLIC ROAD APPROACH.

SIDE	STATION	TYPE	INCIDENTAL BITUMINOUS SURFACING*		AGGREGATE SURFACE COURSE, TYPE B
			TON	TON	
LT	720+25	PRA	10.3		
RT	720+25	PRA	5.3		
LT	746+60	PRA	5		
RT	746+60	PRA	7.5		
LT	773+60	PRA	8.2		
RT	773+83	PRA	7.8		
LT	782+56	FE		2.1	
RT	782+56	FE		2.1	
LT	792+98	FE		2.1	
RT	792+98	PE		5.9	
LT	805+00	FE		2.1	
RT	805+00	PE		5.9	
LT	812+17	FE		2.1	
RT	812+31	FE		3	
LT	817+96	FE		2.1	
RT	817+96	FE		2.1	
LT	831+60	PRA	11.2		
RT	831+60	PRA	5.9		
TOTALS			61	30	

FE - FIELD ENTRANCE
 PE - PRIVATE ENTRANCE
 CE - COMMERCIAL ENTRANCE
 PRA - PUBLIC ROAD APPROACH
 MBT - MAILBOX TURNOUT

*BITUMINOUS MATERIALS AND AGGREGATE (PRIME COAT) FOR ENTRANCES AND PUBLIC ROAD APPROACHES SHALL BE CONSIDERED INCIDENTAL TO INCIDENTAL BITUMINOUS SURFACING AS NOTED IN THE SPECIAL PROVISIONS