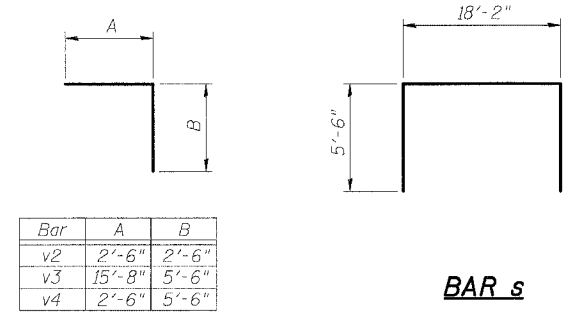
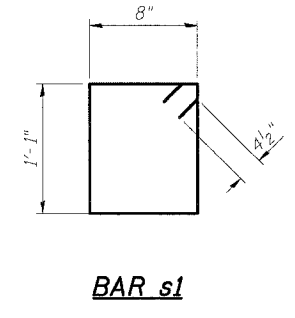


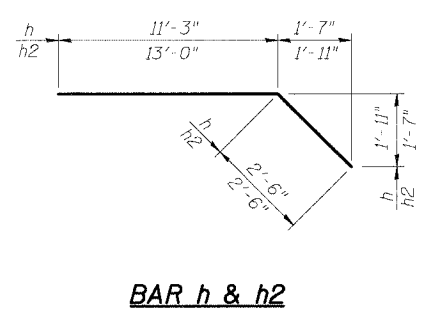
F.A.P. RTE.	SECTION	COUNTY	TOTAL SHEETS	SHEET NO.
322	11-10	CHRISTIAN	310	160
STA.		TO STA.		
FED. ROAD DIST. NO.		ILLINOIS FED. AID PROJECT		



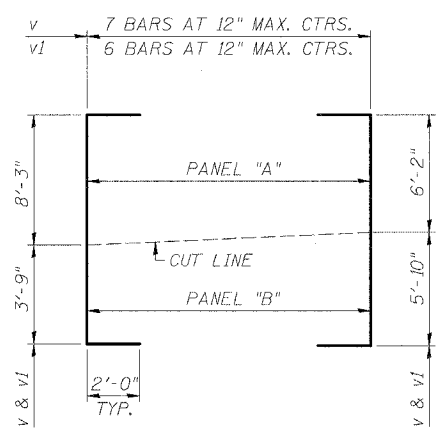
BAR s



BAR s1



BAR h & h2



**FIELD CUTTING DIAGRAM
BARS v & v1**

BILL OF MATERIAL

Bar	No.	Size	Length	Shape
a	1	#4	1'-5"	—
a1	1	#4	1'-8"	—
a2	1	#4	2'-0"	—
a3	1	#4	2'-3"	—
a4	1	#4	2'-6"	—
a5	1	#4	2'-9"	—
a6	1	#4	3'-0"	—
a7	1	#4	3'-4"	—
a8	1	#4	3'-7"	—
a9	1	#4	3'-10"	—
a10	2	#8	18'-2"	—
b	2	#5	18'-0"	—
b1	2	#5	20'-6"	—
b2	1	#4	22'-9"	—
b3	1	#4	25'-10"	—
b4	1	#4	28'-10"	—
b5	1	#4	31'-11"	—
b6	2	#4	35'-0"	—
h	1	#5	13'-9"	—
h1	1	#5	18'-10"	—
h2	1	#5	15'-6"	—
h3	5	#4	10'-11"	—
h4	5	#4	13'-5"	—
s	4	#6	29'-2"	—
s1	19	#4	4'-3"	—
v	7	#5	16'-0"	—
v1	6	#5	16'-0"	—
v2	23	#4	5'-0"	—
v3	4	#5	21'-2"	—
v4	4	#5	8'-0"	—
CONCRETE HEADWALLS			CU YD	15.3
REINFORCEMENT BARS			POUND	1090

NOTES:
 TABLE FOR (1) HEADWALL ONLY. TWO (2) HEADWALLS REQUIRED. BAR DIMENSIONS ARE OUT TO OUT.
 CONCRETE HEADWALLS SHALL BE USED THROUGHOUT.
 EXPOSED EDGES SHALL BE BEVELED 3/4".
 REINFORCEMENT BARS SHALL CONFORM TO THE REQUIREMENTS OF ASSHTO M-31, M-42, M-53, GRADE 60
 NOT TO SCALE OR PROPER ORIENTATION.

(DRAWING NOT TO SCALE)
 SHEET #2 OF 2

REVISIONS		ILLINOIS DEPARTMENT OF TRANSPORTATION CAST-IN-PLACE END SECTIONS STA 767+70.0 LT. & RT. FAP 322 (US 51) SECTION 11-1 CHRISTIAN COUNTY
NAME	DATE	

SCALE: NOT TO SCALE
 DATE: 02/09/05
 DRAWN BY: EAW
 CHECKED BY: ADL

3/29/2005 p:\bl\lisa\01\222\un\cpl\area\16\h\truss2.dgn