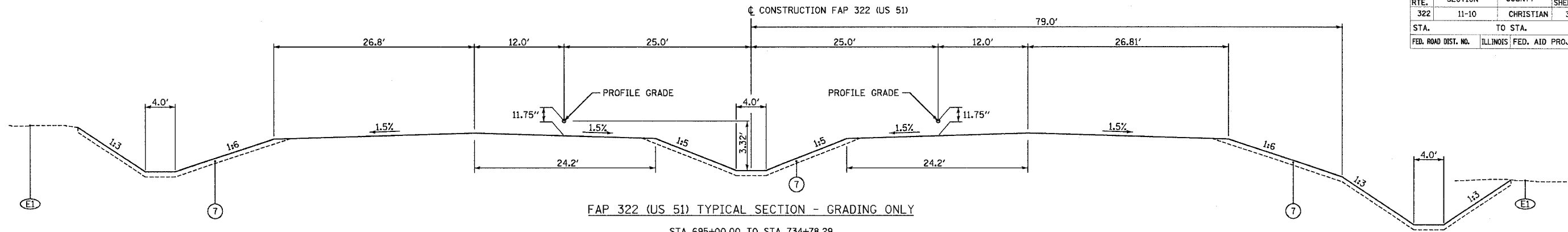
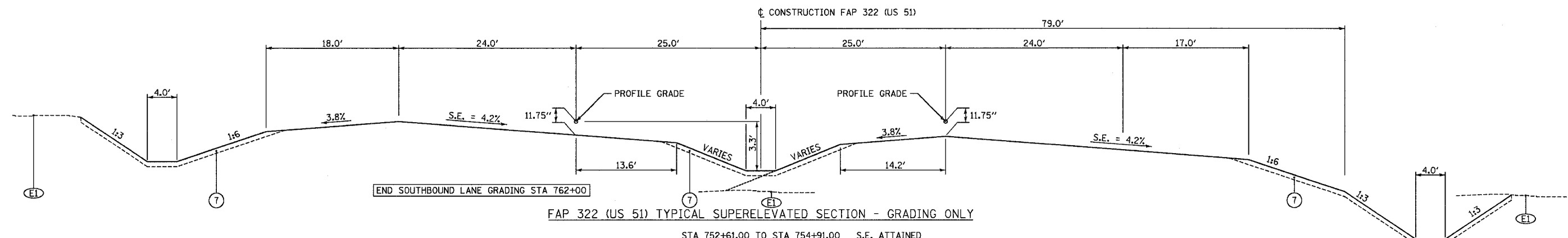


F.A.P. RTE.	SECTION	COUNTY	TOTAL SHEETS	SHEET NO.
322	11-10	CHRISTIAN	310	25
STA.	TO STA.			
FED. ROAD DIST. NO.	ILLINOIS	FED. AID PROJECT		



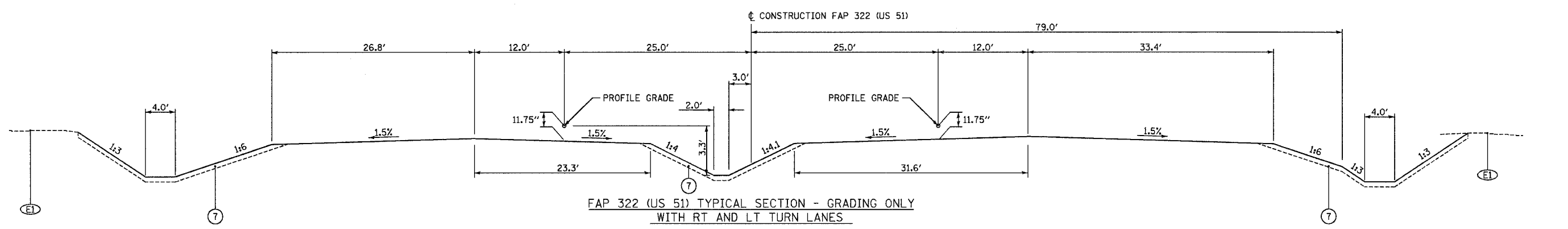
FAP 322 (US 51) TYPICAL SECTION - GRADING ONLY

STA 695+00.00 TO STA 734+78.29
 STA 749+00.36 TO STA 752+61.00
 STA 773+47.00 TO STA 775+00.00



FAP 322 (US 51) TYPICAL SUPERELEVATED SECTION - GRADING ONLY

STA 752+61.00 TO STA 754+91.00 S.E. ATTAINED
 STA 754+91.00 TO STA 771+17.00 S.E. = 4.2%
 STA 771+17.00 TO STA 773+47.00 S.E. REMOVED



FAP 322 (US 51) TYPICAL SECTION - GRADING ONLY WITH RT AND LT TURN LANES

LEGEND

- | | | |
|-------------------------------------------------------|-------------------------------------------------------------------------------------------------------------------------------------------------------------------------------------------|-------------------------------------------------------------------------------------|
| (E1) EXISTING GROUND | (1) BITUMINOUS CONCRETE PAVEMENT (FULL-DEPTH), SUPERPAVE, 13 3/4" [BITUMINOUS CONCRETE BINDER COURSE, SUPERPAVE, 11 3/4" BITUMINOUS CONCRETE SURFACE COURSE, SUPERPAVE, MIX "D", N50, 2"] | (9) AGGREGATE BASE COURSE, TYPE A, 10" |
| (E2) EXISTING BITUMINOUS SURFACE, 1 1/2" | (2) BITUMINOUS CONCRETE PAVEMENT (FULL-DEPTH), SUPERPAVE, 9 1/4" [BITUMINOUS CONCRETE BINDER COURSE, SUPERPAVE, 7 1/4" BITUMINOUS CONCRETE SURFACE COURSE, SUPERPAVE, MIX "D", N50, 2"] | (10) BITUMINOUS SURFACE TREATMENT CLASS A-3 |
| (E3) EXISTING BITUMINOUS SURFACE, VARIES 3" - 6" | (3c) BITUMINOUS SHOULDERS SUPERPAVE, 8" | (11) BITUMINOUS CONCRETE SURFACE COURSE, SUPERPAVE, MIX "D", N50, 2" |
| (E4) EXISTING 9"-6"-9" PCC CONCRETE PAVEMENT | (4) AGGREGATE SHOULDERS, TYPE B | (12) BITUMINOUS CONCRETE BASE COURSE WIDENING, SUPERPAVE, 11 3/4" (WHEN WIDTH < 6') |
| (E5) EXISTING PCC BASE COURSE WIDENING, 9" | (5) SUB-BASE GRANULAR MATERIAL, TYPE C | (13) BITUMINOUS BASE COURSE SUPERPAVE, 11 3/4" (WHEN WIDTH >= 6') |
| (E6) EXISTING BITUMINOUS SHOULDERS, 8" | (6) PROCESSING LIME MODIFIED SOILS, 12" | (14) AGGREGATE SHOULDERS, TYPE B (WEDGE) |
| (E7) EXISTING AGGREGATE SHOULDERS, VARIABLE DEPTH | (7) TOPSOIL FURNISH AND PLACE, 4" | (15) BITUMINOUS SURFACE REMOVAL, 2" |
| (E8) EXISTING BITUMINOUS SHOULDERS, 7.87" | (8) PIPE UNDERDRAINS, 4" (STD 601001) | (16) AGGREGATE BASE COURSE, TYPE A, 8" |
| (E9) EXISTING PIPE UNDERDRAINS | | (17) AGGREGATE SURFACE COURSE, TYPE A, 6" |
| (E10) EXISTING FULL DEPTH BITUMINOUS PAVEMENT, 14.76" | | (18) BITUMINOUS CONCRETE BASE COURSE WIDENING, SUPERPAVE, 8 1/2" (WHEN WIDTH < 6') |
| (R1) REMOVE EXISTING BITUMINOUS SHOULDERS | | (19) BITUMINOUS BASE COURSE SUPERPAVE, 8 1/2" (WHEN WIDTH >= 6') |
| (R2) REMOVE EXISTING BITUMINOUS PAVEMENT, 9.8" | | (20) BITUMINOUS SHOULDERS SUPERPAVE, 2" (WITH RUMBLE STRIPS, STD 642001) |
| | | (21) AGGREGATE BASE COURSE, TYPE A, 12" |

NOT TO SCALE

REVISIONS	
NAME	DATE

ILLINOIS DEPARTMENT OF TRANSPORTATION
 TYPICAL SECTIONS
 SHEET 1 OF 7
 FAP 322 (US 51)
 SECTION 11-1
 CHRISTIAN COUNTY

SCALE: NONE
 DATE: 3/17/05

DRAWN BY: SEB
 CHECKED BY: EBB

3/29/2005