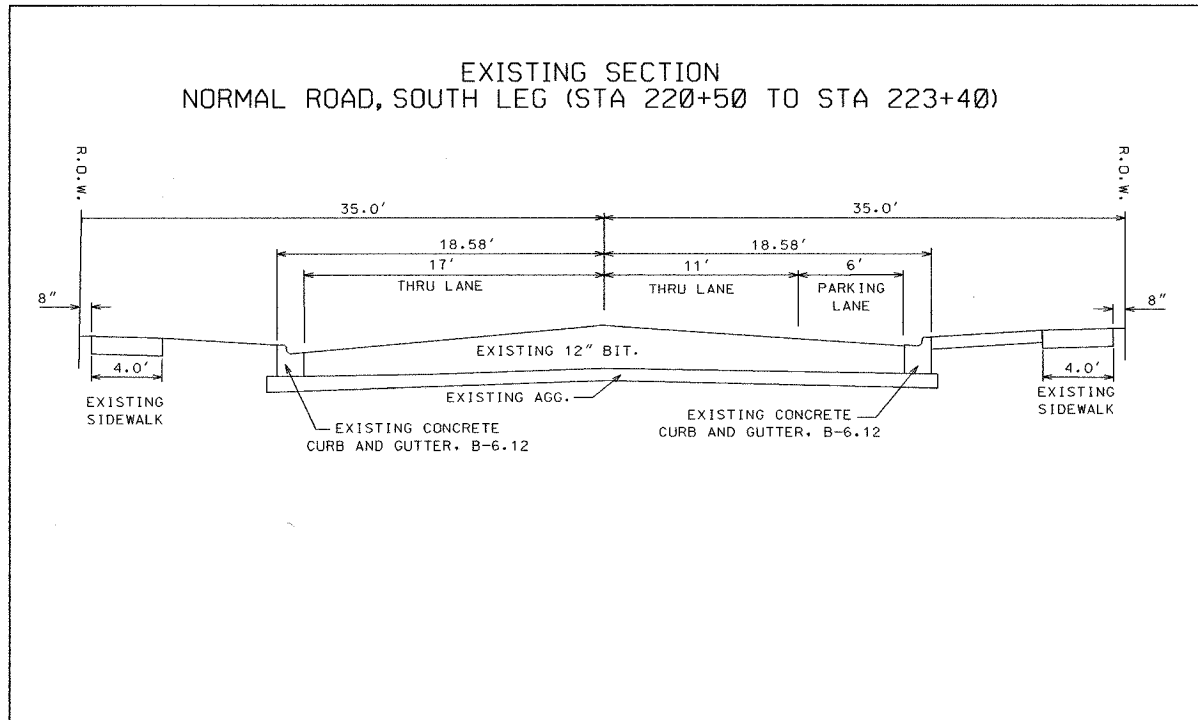
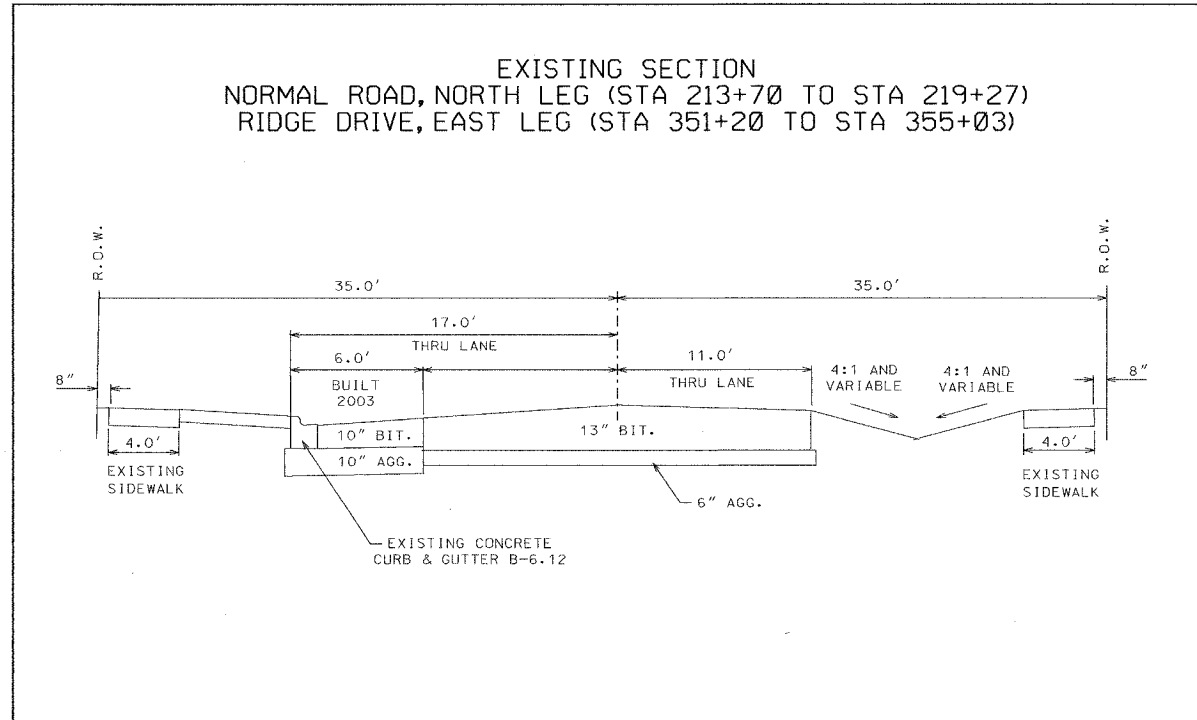


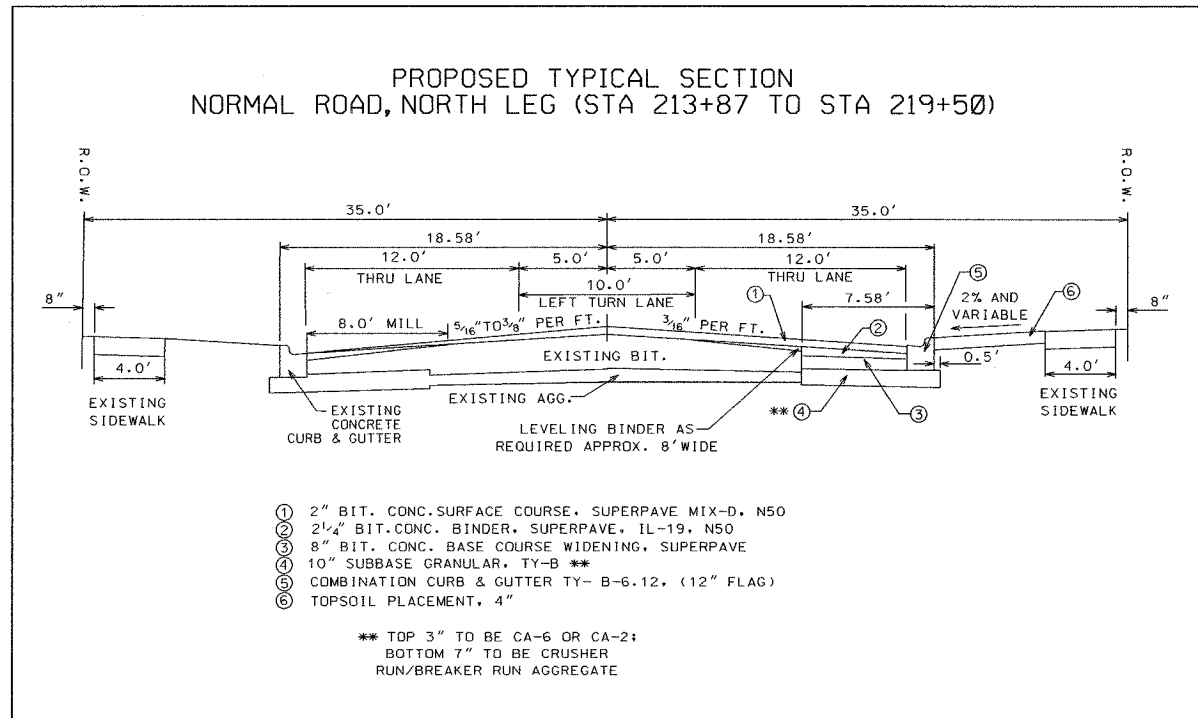
F.A.U. ROUTE	SECTION	COUNTY	TOTAL SHEETS	SHEET NO.
5349	04-00170-00-SP	DEKALB	17	4
TYPICAL SECTIONS				
F.H.W.A. REG. 5 ILLINOIS FED. AID PROJECT				



CITY OF DEKALB STREET STANDARD	REVISIONS RBR 12/8/04	STANDARD DETAIL FOR TYPICAL SECTION
--------------------------------	--------------------------	-------------------------------------



CITY OF DEKALB STREET STANDARD	REVISIONS RBR 12/8/04	STANDARD DETAIL FOR TYPICAL SECTION
--------------------------------	--------------------------	-------------------------------------



CITY OF DEKALB STREET STANDARD	REVISIONS RBR 12/8/04	STANDARD DETAIL FOR TYPICAL SECTION
--------------------------------	--------------------------	-------------------------------------

**PAVEMENT DESIGN DATA
NORMAL ROAD WIDENING**

Design Period = 20 years (construction in 2005)
 Structural Design Traffic = 10 years (2015)
 Road/Street Classification: Class II-2 lane-ADT 6800
 Percent of Structural Design Traffic in Design Lane
 PV = 6664 (98%) SU = 102 (4.5%) MU = 34 (0.5%)
 Flexible Traffic Factor (Modified AASHTO) = 0.25535
 Structural No. = 3.45 for IBR = 3

Existing Pavement Section after resurfacing in 1995
 2" Bituminous Conc. Surface (overlay) 2*0.4 = 0.80
 1 1/2" Bituminous Surface 1.5*0.3 = 0.45
 1 1/2" Bit. Conc. Binder 1.5*0.23 = 0.34
 8" Bit. Base (BAM) 8*0.21 = 1.68
 6" Subbase Granular, Ty-B 6*0.09 = 0.54
 Total Existing Structural No. 3.81
 Proposed Existing Section, 2" Bit Surf Overlay 2*0.40 = 0.80
 Proposed Existing Section Struct. No. 4.61

Proposed Pavement Widening Section:
 2" Bituminous Surface - Superpave 2*0.40 = 0.80
 2 1/4" Bituminous Binder - Superpave 2 1/4*0.33 = 0.74
 8" Bituminous Base Cse. (MS = 1700) 8*0.33 = 2.64
 10" Aggregate Base Cse. Ty-B 10*0.11 = 1.10
 Proposed Structural No. = 5.28

City of DeKalb requires Major Collector SN= 4.0 as a minimum

MIXTURE REQUIREMENTS

Mixture use:	Surface	Binder	Leveling Binder	Base Course Widening
PG	PG 64-22	PG 64-22	PG 64-22	PG 58-22
RAP % (max)	10%	15%	10%	25%
Design Air Voids	4.2% @ N-50	4.2% @ N-50	4.2% @ N-50	2.0% @ N-50
Mixture Composition	IL - 9.5	IL - 19.0	IL - 9.5	IL - 19.0
Gradation Mixture	or IL - 12.5			
Friction Aggregate	D			