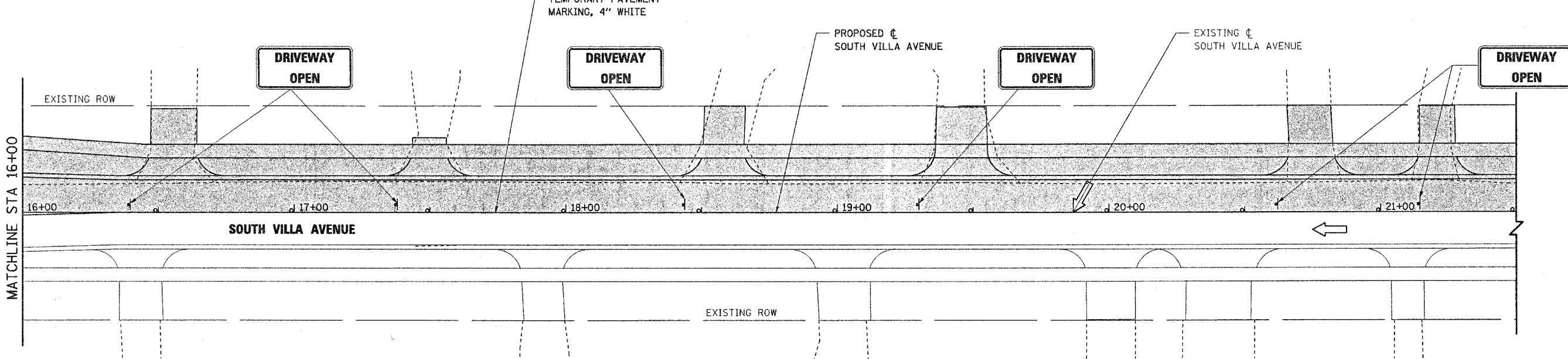
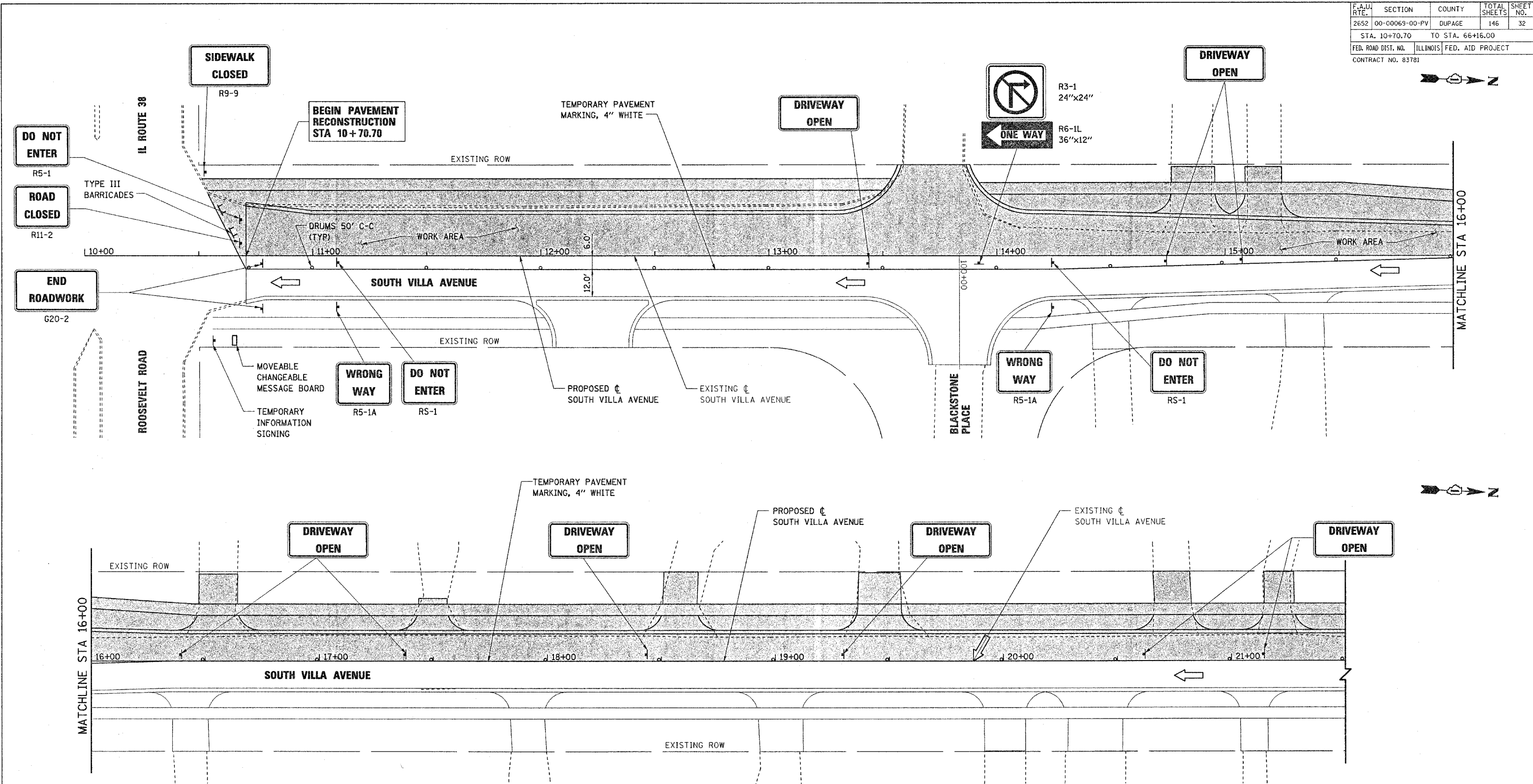


| | | | | |
|---------------------|----------------|------------------|--------------|-----------|
| F.A.U. RTE. | SECTION | COUNTY | TOTAL SHEETS | SHEET NO. |
| 2652 | 00-00069-00-PV | DUPAGE | 146 | 32 |
| STA. 10+70.70 | | TO STA. 66+16.00 | | |
| FED. ROAD DIST. NO. | ILLINOIS | FED. AID PROJECT | | |
| CONTRACT NO. 83781 | | | | |

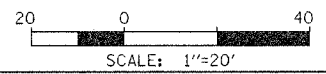
| | | |
|-----------|--------------------|------|
| PLAN | SURVEYED | DATE |
| NOTE BOOK | ALIGNED CHECKED | |
| NO. | PT. OF WAY CHECKED | |
| | ROAD FILE NAME | |

| | | |
|-----------|---------------------------|------|
| PROFILE | SURVEYED | DATE |
| NOTE BOOK | GRADES CHECKED | |
| NO. | BLM. NOTED | |
| | STRUCTURE NOTATIONS C/P/D | |



- LEGEND**
- ⇨ TRAFFIC FLOW DIRECTION
 - DRUMS WITH STEADY BURN LIGHTS
 - VERTICAL PANELS WITH STEADY BURN LIGHTS
 - TT TYPE III BARRICADES WITH TWO STEADY BURN LIGHTS
 - ⊥ TRAFFIC CONTROL SIGNS
 - ▨ WORK AREA

- NOTES:**
1. SEE ALSO TEMPORARY ONE WAY DETOUR PLAN FOR ADDITIONAL SIGNING DETAILS.
 2. THE CONTRACTOR SHALL PLACE ONE (1) TEMPORARY DRIVEWAY SIGN AT EACH DRIVEWAY LOCATION.
 3. THE CONTRACTOR SHALL PLACE THE FOLLOWING SIGNS AT ALL INTERSECTIONS AS DIRECTED BY THE ENGINEER:
 - R3-1
 - R3-2
 - R6-1L
 - R6-1R
 - R5-1A
 - R9-9



| REVISIONS | |
|-----------|------|
| NAME | DATE |
| | |
| | |
| | |
| | |
| | |
| | |
| | |
| | |
| | |
| | |

VILLAGE OF VILLA PARK, ILLINOIS

**SUGGESTED MAINTENANCE OF TRAFFIC
SOUTH VILLA AVENUE
STAGE 2
SHEET 8 OF 10**

SCALE: 1"=20'
DATE: 11-NOV-2004

DRAWN BY: E.D.
CHECKED BY: J.T.G.