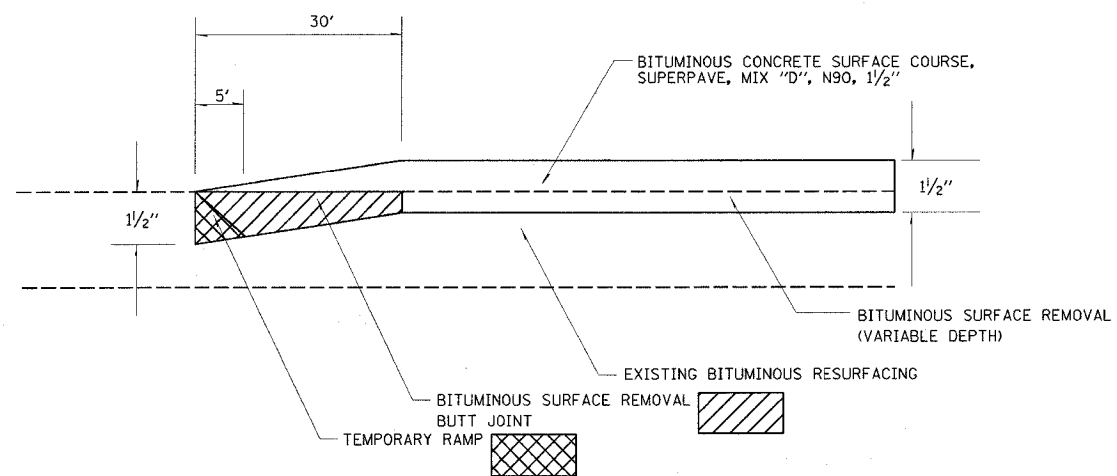
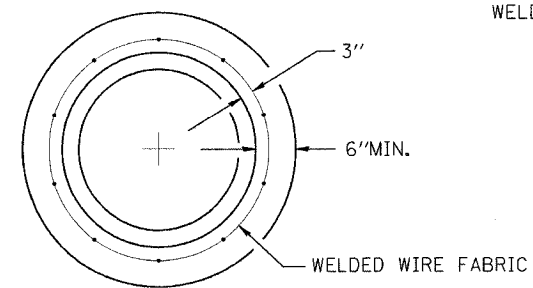


CONTRACT NO. 74035				
F.A.P. RTE.	SECTION	COUNTY	TOTAL SHEETS	SHEET NO.
327	(2,2)N	LAWRENCE	38	7
STA.		TO STA.		
FED. ROAD DIST. NO.	ILLINOIS	FED. AID PROJECT		

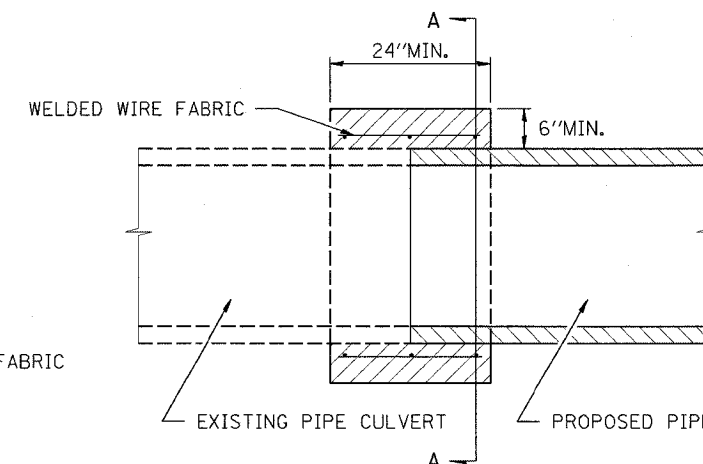
-USERNAME-
 5/5/2005
 c:\projects\74035\020004\pa.dgn
 DET



BUTT JOINT DETAIL US 50
 STA 349+86.00 TO STA 350+16.00
 STA 365+72.00 TO STA 366+02.00



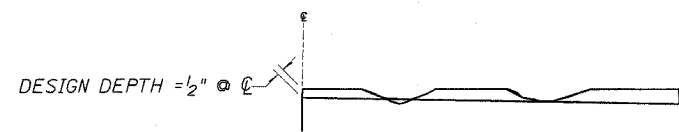
SECTION A-A



CONCRETE COLLAR DETAILS

NOTES

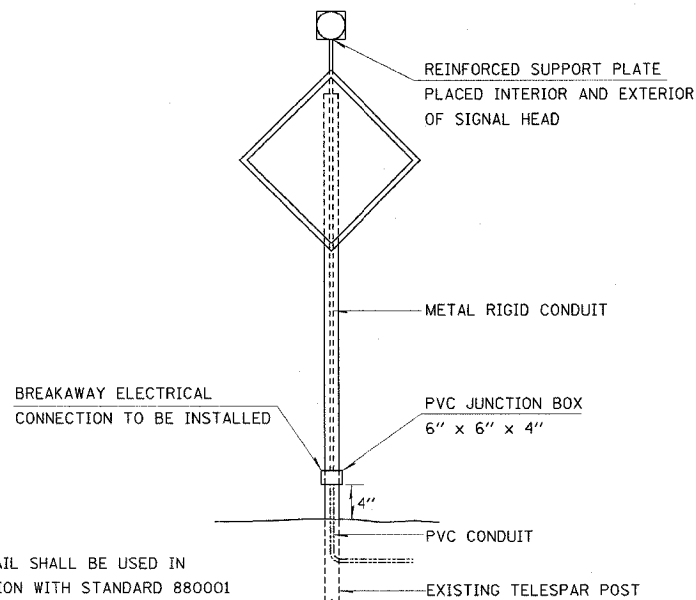
1. CLASS SI CONCRETE SHALL BE USED THROUGHOUT.
2. WELDED WIRE FABRIC SHALL BE 6" BY 6" (0.63 LB./SQ.FT.).
3. THE COST OF THE CONCRETE COLLAR INCLUDING WELDED WIRE FABRIC SHALL BE PAID FOR AT THE CONTRACT UNIT PRICE PER CUBIC YARD FOR CONCRETE COLLAR.



NOTES:

1. MILLING SHALL BE DONE TO ATTAIN A 3/16" SLOPE IN CROWN SECTIONS
2. EXISTING S.E. AND S.E. TRANSITIONS SHALL BE MAINTAINED UNLESS OTHERWISE SHOWN ON THE PLANS.
3. MILLING TO THE BOTTOM OF WHEEL RUTS SHALL NOT BE NECESSARY UNLESS REQUIRED TO OBTAIN SLOPE OR THE DESIGN DEPTH AT CENTERLINE.
4. THE AVERAGE DEPTH OF MILLING IS ESTIMATED TO BE 1/2" BUT MAY VARY IN ISOLATED LOCATIONS.

BITUMINOUS SURFACE REMOVAL (VARIABLE DEPTH) DETAIL



THIS DETAIL SHALL BE USED IN CONJUNCTION WITH STANDARD 880001

POST MOUNTED FLASHING BEACON

REVISIONS	
NAME	DATE

ILLINOIS DEPARTMENT OF TRANSPORTATION

DETAILS

SCALE: VERT. HORIZ.
 DATE

DRAWN BY
 CHECKED BY

PLOT DATE
 FILE NAME
 PLOT SCALE
 REFERENCE