

STATE OF ILLINOIS
DEPARTMENT OF TRANSPORTATION

ROUTE NO.	SECTION	COUNTY	TOTAL SHEETS	SHEET NO.	SHEET NO. 1
	*	Winnebago	36	27	8 SHEETS
FED. ROAD DIST. NO. 7	ILLINOIS	FED. AID PROJECT			

* Section (5VB,5HB,1-2HB)M Contract #64A88

GENERAL NOTES

All new structural steel shall conform to AASHTO Classification M-270, Gr. 36 unless otherwise noted.

Reinforcement bars shall conform to the requirements of AASHTO M-31, or M-322, Grade 60.

Prior to pouring the new concrete, all loose rust, loose mill scale, and other loose potentially detrimental foreign material shall be removed from the surfaces of the beams or girders in contact with concrete. The cost of this work will be included in the bid item covering removal of the existing concrete. All heavy rust and other tightly adhered potentially detrimental foreign matter shall also be removed from the surfaces of the beams or girders in contact with concrete. Tightly adhered paint may remain unless otherwise noted. This removal shall be accomplished by methods that will not damage the steel. The cost of this work will be paid for according to article 109.04 of the standard specifications.

Any reinforcement bars that are damaged during concrete removal shall be replaced with an approved bar splicer or anchorage system. Cost shall be included in the cost of "Concrete Removal".

Existing longitudinal reinforcement extending into the removed area shall be cleaned, straightened and incorporated into the new construction. Existing transverse reinforcement may be cut as shown and removed.

All new structural steel shall be shop painted with the inorganic zinc rich primer per AASHTO M 300, Type 1. Cost included with Furnishing and Erecting Structural Steel.

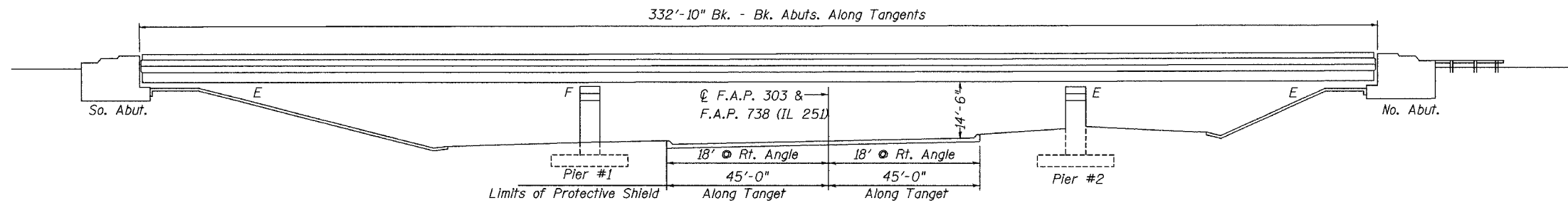
During construction operations, the Contractor shall provide temporary shielding from shoulder to shoulder of the roadway crossed. See Special Provisions.

Joint openings shall be adjusted according to Article 503.10(c) of the Standard Specifications when the deck is poured at an ambient temperature other than 50° F.

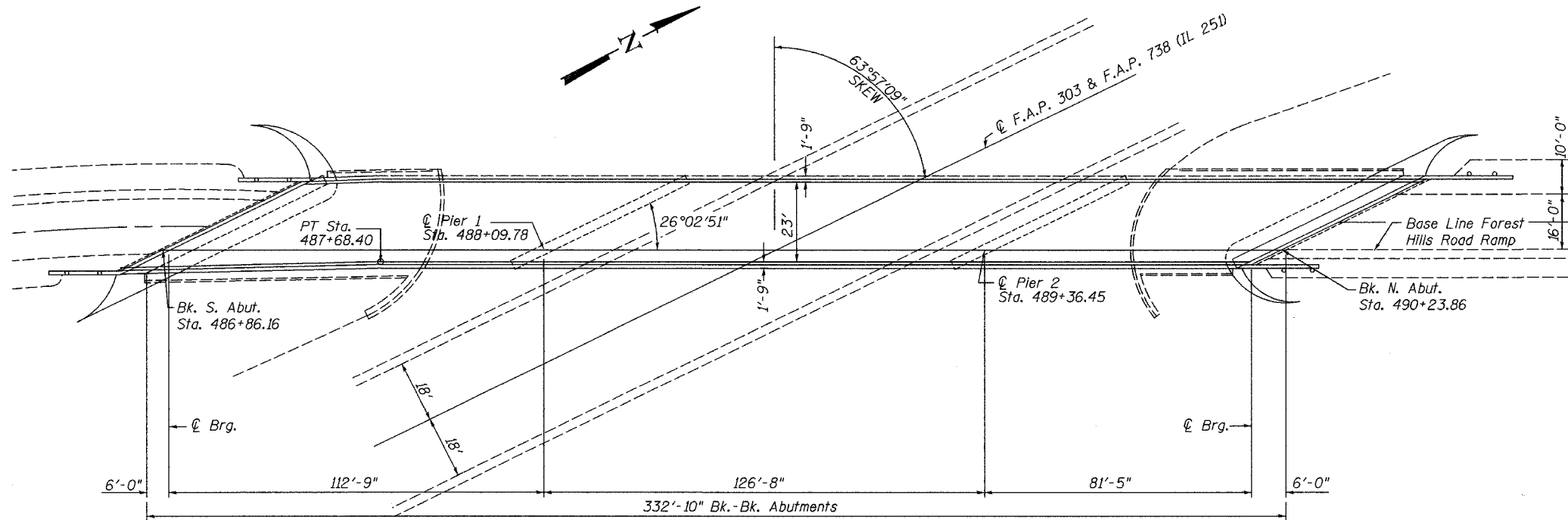
This structure will retain the same number 101-0123.

Plan dimensions and details relative to existing structure have been taken from existing plans and are subject to nominal construction variations. It shall be the Contractor's responsibility to verify such dimensions and details in the field and make necessary approved adjustments prior to construction or ordering of materials. Such variations shall not be cause for additional compensation for a change in the scope of work; however, the Contractor will be paid for the quantity actually furnished at the unit price bid for the work.

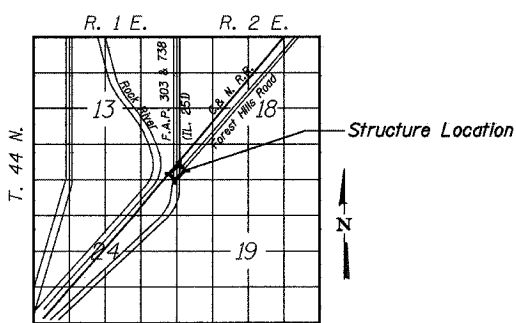
The existing structural steel coating contains lead. The contractor should take appropriate precautions to deal with the presence of lead on this project.



ELEVATION



PLAN



LOCATION SKETCH

TOTAL BILL OF MATERIAL - 2 BRIDGES

ITEM	UNIT	TOTAL
Bituminous Concrete Surface Coarse, Superpave, Mix "D" N90	TON	95
Deck Slab Repair (Full Depth, Type 1)	Sq Yd	25
Deck Slab Repair (Full Depth, Type 2)	Sq Yd	13
Deck Slab Repair (Partial Depth)	Sq Yd	80
Protective Shield	Sq. Yd.	240
Neoprene Expansion Joint, 2"	Foot	63
Neoprene Expansion Joint, 4"	Foot	58
Concrete Removal	Cu Yd	25.9
Concrete Superstructure	Cu Yd	28.7
Reinforcement Bars, Epoxy Coated	Pound	10430
Drainage Scupper - DS-12	Each	2
Sheet Waterproofing Membrane System	Sq Yd	847
Formed Concrete Repair (Depth Equal to or Less Than 5")	Sq Ft	1450
Plug Existing Deck Drains	Each	23



Scott Brown 03/01/05
LICENSE EXPIRES 11/30/2006

DESIGNED	SB, DP
CHECKED	SB
DRAWN	BH, BS
CHECKED	SB

GENERAL PLAN AND ELEVATION
Forest Hills Road Ramp Over
F.A.P. 303 & F.A.P. 738 (IL 251)
SECTION (5VB,5HB,1-2HB)M
WINNEBAGO COUNTY
SN 101-0123