F.A.I. RTE.	SECTION	COUNTY	TOTAL SHEETS	SHEET NO.
94	*	COOK	907	132
STA. 1200+00.00	TO STA. 1365+00			
FED. ROAD DIST. NO.	ILLINOIS	FED. AID PROJECT		

* (1516.1, 1717 & 1818) R-9

62695

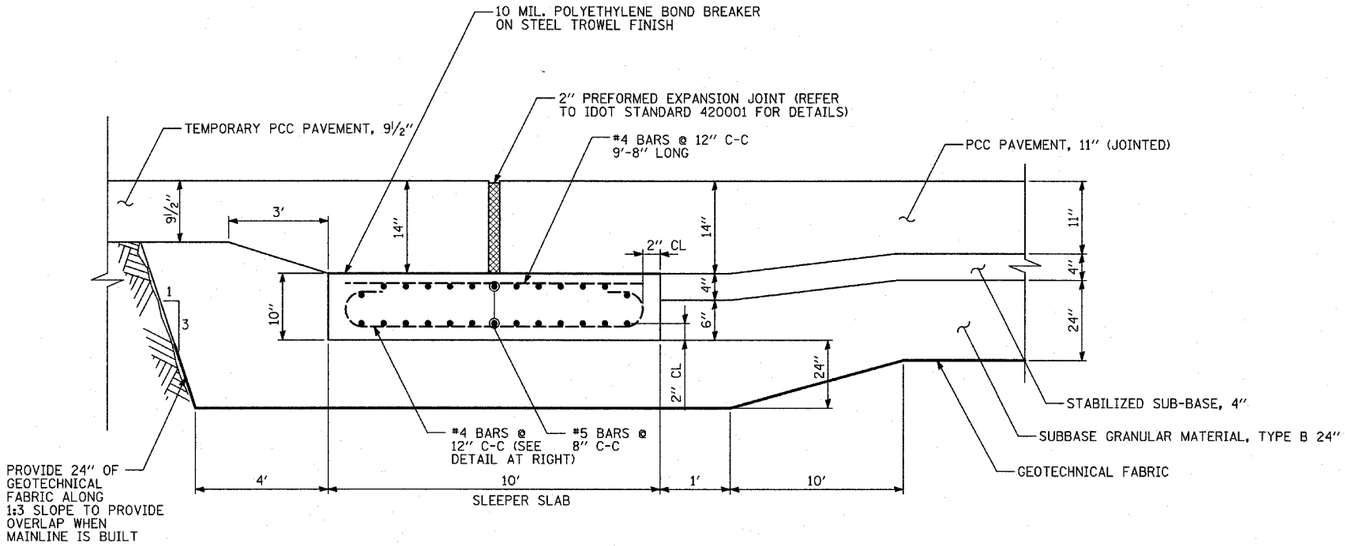

SLEEPER SLAB DETAIL AT RAMP TERMINALS (WITH PCC TEMPORARY PAVEMENT)

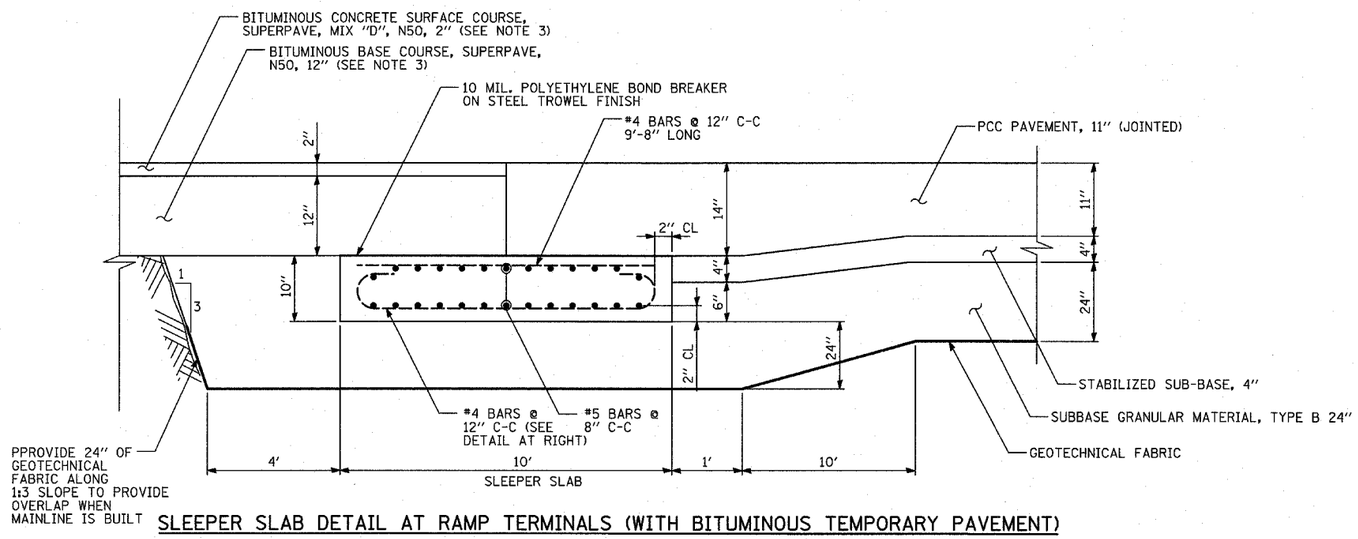

SLEEPER SLAB DETAIL AT RAMP TERMINALS (WITH BITUMINOUS TEMPORARY PAVEMENT)

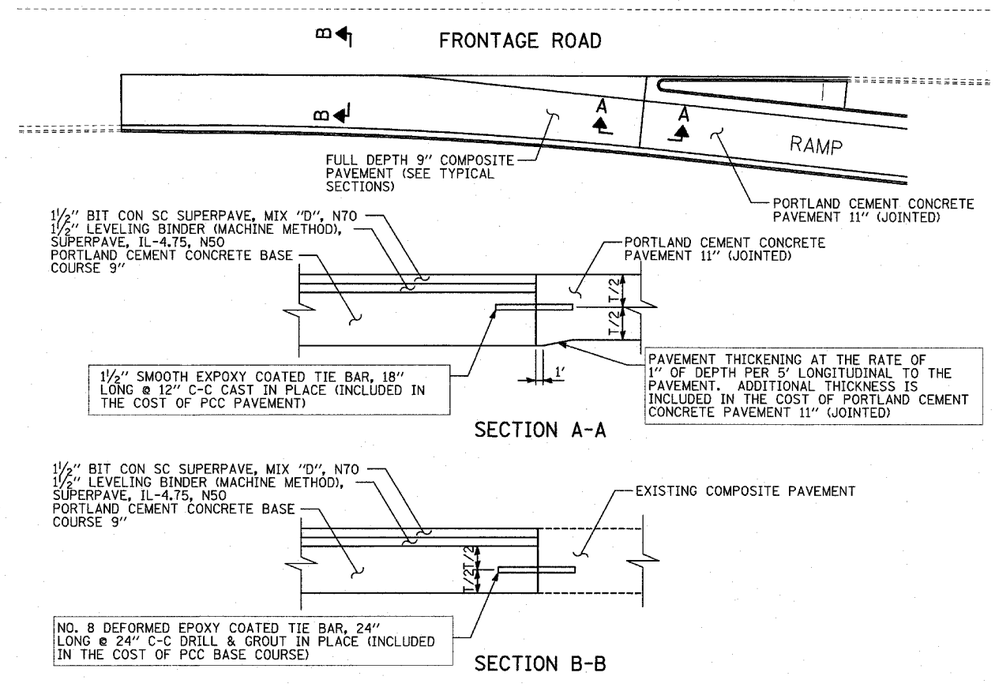

PAVEMENT TRANSITION BETWEEN FRONTAGE ROAD & RAMP

SLEEPER SLAB NOTES:

1. THE SLEEPER SLAB SHALL BE PAID FOR AT THE CONTRACT UNIT PRICE PER LINEAR FOOT FOR "SLEEPER SLAB" WHICH PRICE SHALL INCLUDE FURNISHING AND PLACING PC CONCRETE, REINFORCEMENT, BOND BREAKER, DOWEL BARS, AND EXPANSION MATERIAL AS SHOWN.
2. THE THICKENED EDGE OF ADJOINING PAVEMENT SHALL BE INCIDENTAL TO PCC PAVEMENT OF THE THICKNESS SPECIFIED.
3. REFER TO THE TEMPORARY PAVEMENT DETAIL ON THE TYPICAL SECTION PAVEMENT DETAILS SHEET.
4. ADDITIONAL THICKNESS OF SUBBASE GRANULAR MATERIAL, TYPE B 24" SHALL BE INCLUDED IN THE UNIT COST OF SUBBASE GRANULAR MATERIAL, TYPE B 24".

GENERAL PAVEMENT JOINTING & ELEVATION NOTES:

5. ALL REINFORCEMENT AND DOWEL BARS SHALL BE EPOXY COATED AND SHALL BE IN ACCORDANCE WITH APPLICABLE PORTIONS OF THE STANDARD SPECIFICATIONS.
6. SLOPE SHOULDER AREA BETWEEN CATCH BASIN GRATE AND BARRIER WALL TOWARDS GRATE, IF DICTATED BY FIELD CONDITIONS.

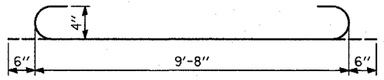

BAR DETAIL

TYLIN INTERNATIONAL

REVISIONS	
NAME	DATE
REVISED	05/06/05

ILLINOIS DEPARTMENT OF TRANSPORTATION

F.A.I. 94 (DAN RYAN EXPRESSWAY)

MISCELLANEOUS PAVEMENT ELEVATION AND JOINTING DETAILS

SCALE: NONE | DRAWN BY: MPG

DATE: MARCH 25, 2005 | CHECKED BY: JPM