F.A.I. RTE.	SECTION	COUNTY	TOTAL SHEETS	SHEET NO.
94	*	COOK	860	590
STA. 2200+00.00	TO STA. 2362+00.00			
FED. ROAD DIST. NO.	ILLINOIS	FED. AID PROJECT		

* (1516.1, 1717 & 1818) R-8

62694

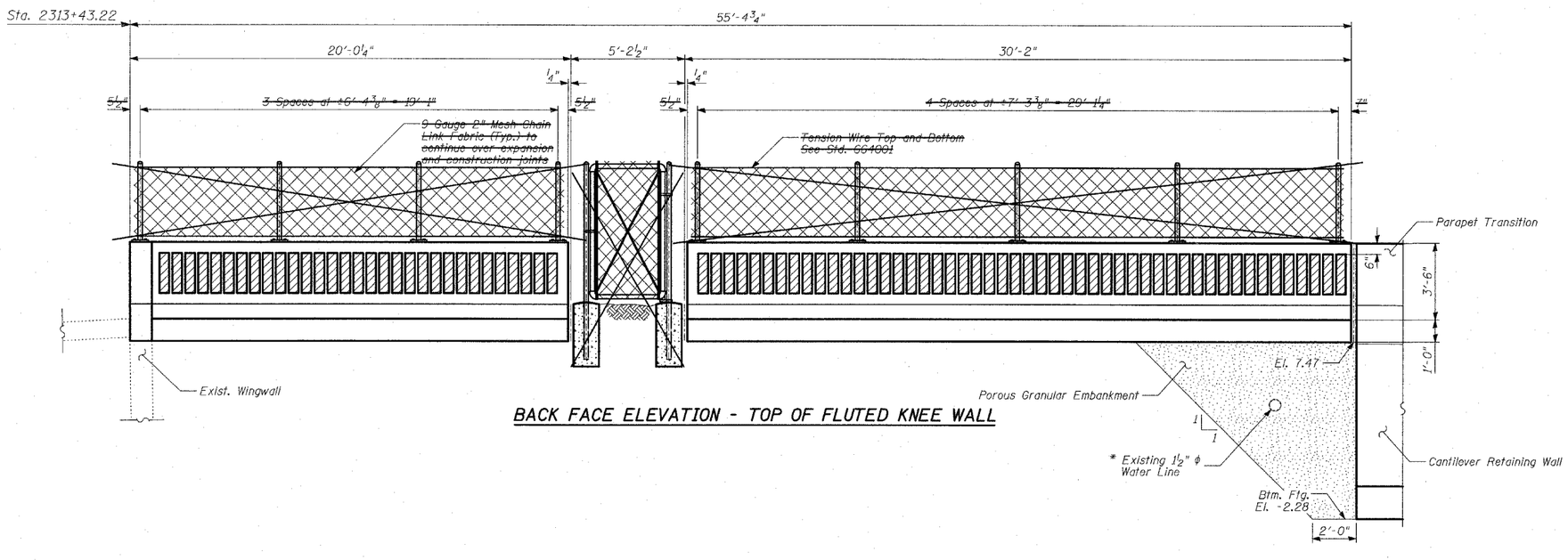

BACK FACE ELEVATION - TOP OF FLUTED KNEE WALL

~~BILL OF MATERIAL~~

~~ITEM~~	~~UNIT~~	~~TOTAL~~
~~Chain Link Gate (Special)~~	~~EACH~~	~~1~~

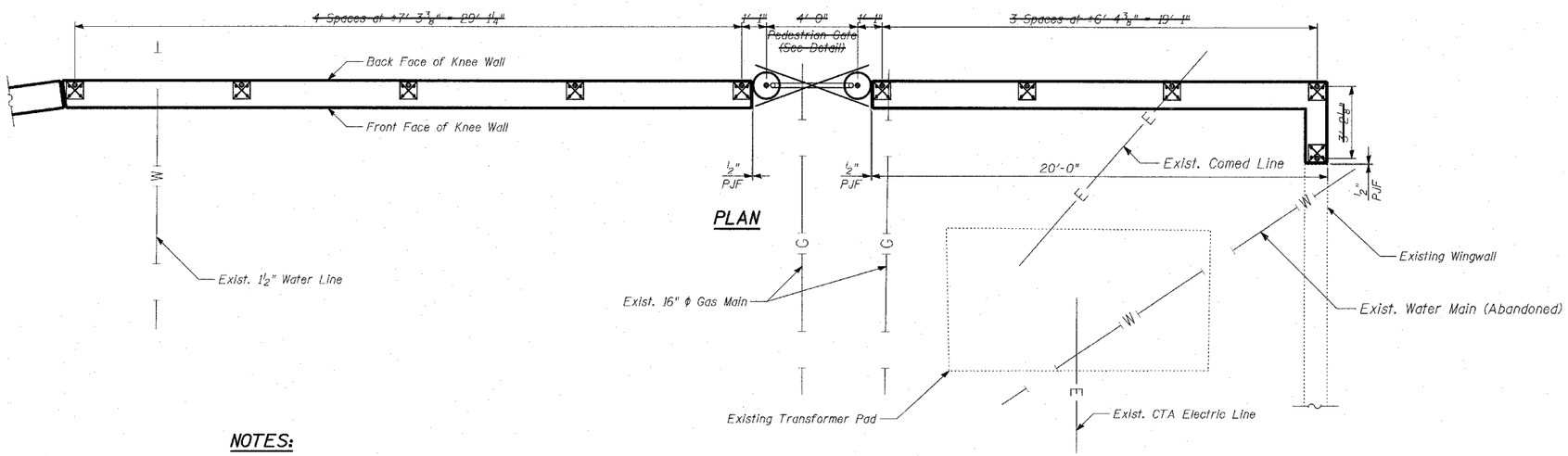

PLAN

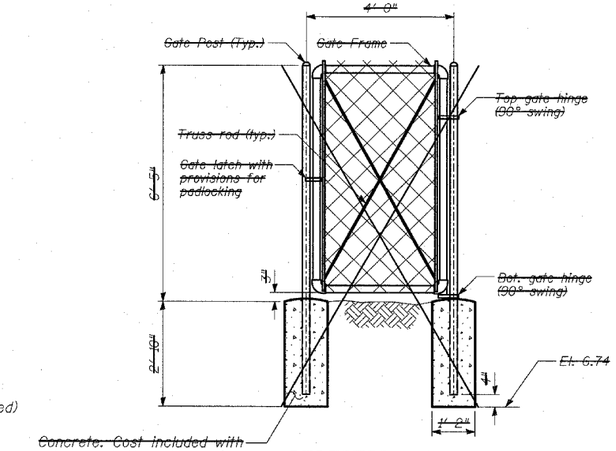

~~PEDESTRIAN GATE~~

NOTES:

1. Manual excavation shall be performed to limit disturbance to the Existing CTA transformer and servicing conduit(s). Service to the CTA transformer shall not be interrupted.
2. The Contractor shall inform the Engineer 5 days in advance when manual excavation is anticipated in the area of the ComEd conduits servicing the CTA Transformer. The Engineer shall contact ComEd and request their presence during excavation, and to determine if any conduit sleeves are required in the area under the kneewall, or possibly in the kneewall itself. ComEd shall determine the type, size, number and location of any sleeve(s). The cost of the sleeve(s), their installation, and any associated labor and equipment shall all be included in the cost of "Concrete Structures".
3. Work this sheet with Sheets 10, 12, 13, and 16 of 31.

TY·LIN INTERNATIONAL

SHEET 17 OF 31

REVISIONS	
NAME	DATE
REVISED	04/15/05

ILLINOIS DEPARTMENT OF TRANSPORTATION

F.A.I. 94 (DAN RYAN EXPRESSWAY)
RETAINING WALL ALONG STATE ST.
ENTRANCE RAMP AT 79TH ST.
WALL 69 - TYPICAL SECTIONS, ELEVATIONS AND DETAILS - FLUTED KNEE WALL

S.N. 016-W975 — DESIGNED BY: MI, MAF
SCALE: N.T.S. — DRAWN BY: MAF
DATE: MARCH 18, 2005 — CHECKED BY: TD, MI