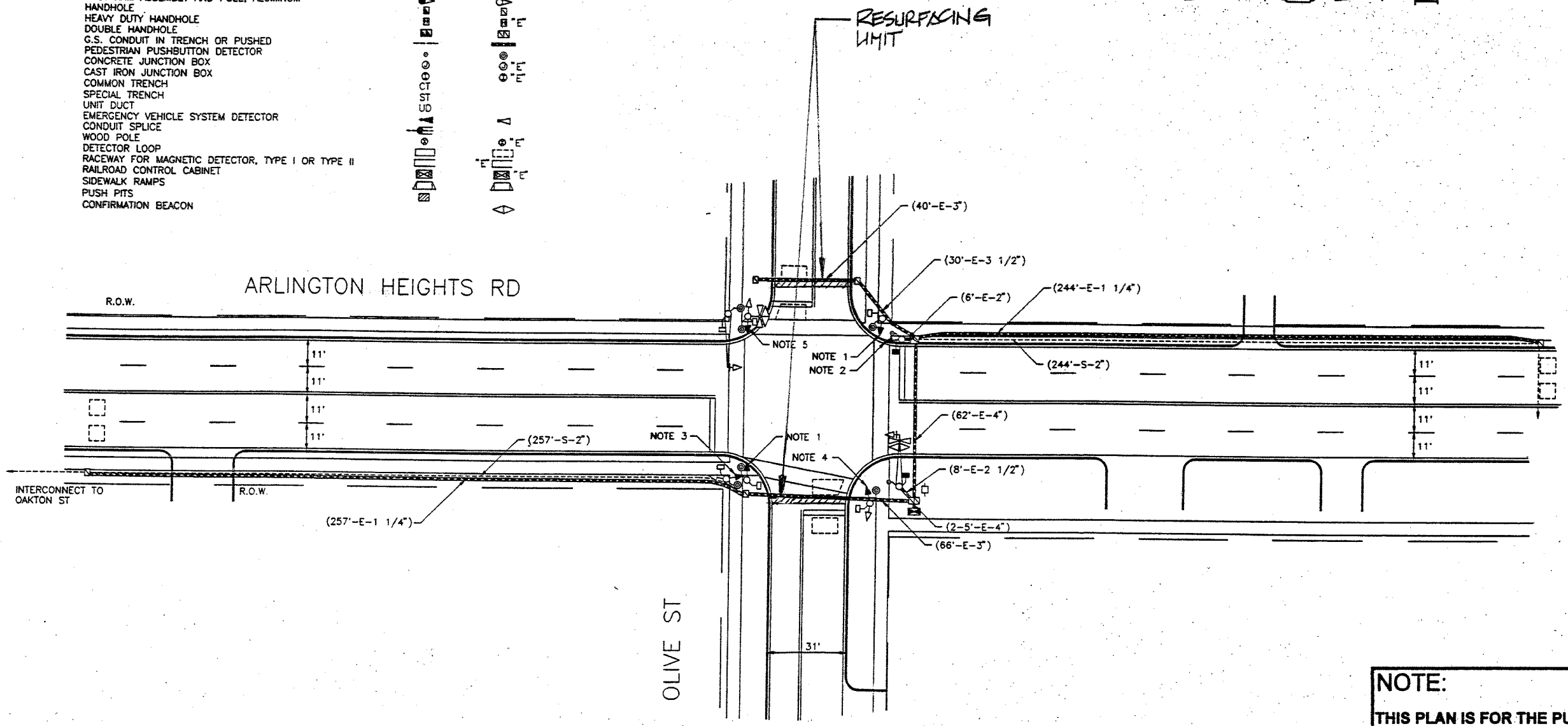

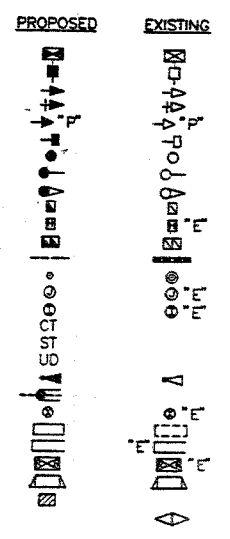


60817

TRAFFIC SIGNAL LEGEND

- CONTROLLER
- SERVICE INSTALLATION
- SIGNAL HEAD
- SIGNAL HEAD WITH BACKPLATE
- SIGNAL HEAD OPTICALLY PROGRAMMED
- SIGNAL HEAD, PEDESTRIAN
- SIGNAL POST
- MAST ARM ASSEMBLY AND POLE, STEEL
- MAST ARM ASSEMBLY AND POLE, ALUMINUM
- HANDHOLE
- HEAVY DUTY HANDHOLE
- DOUBLE HANDHOLE
- G.S. CONDUIT IN TRENCH OR PUSHED
- PEDESTRIAN PUSHBUTTON DETECTOR
- CONCRETE JUNCTION BOX
- CAST IRON JUNCTION BOX
- COMMON TRENCH
- SPECIAL TRENCH
- UNIT DUCT
- EMERGENCY VEHICLE SYSTEM DETECTOR
- CONDUIT SPLICE
- WOOD POLE
- DETECTOR LOOP
- RACEWAY FOR MAGNETIC DETECTOR, TYPE I OR TYPE II
- RAILROAD CONTROL CABINET
- SIDEWALK RAMPS
- PUSH PITS
- CONFIRMATION BEACON



NOTE:
 THIS PLAN IS FOR THE PURPOSE OF REPLACING THE DETECTOR LOOPS ONLY. ALL OTHER INFORMATION SHOWN IS NOT RELATED AND WILL BE DISREGARDED.

REPLACE ALL DETECTOR LOOPS AS SHOWN
 (WITHIN THE RESURFACING LIMITS)

CODE NO.	QUANTITY	UNIT	ITEM
04700600	210	Foot	Detector Loop Replacement

REVISIONS	
NAME	DATE

ILLINOIS DEPARTMENT OF TRANSPORTATION
DETECTOR LOOP REPLACEMENT
 ARLINGTON HHTS. RD @ OLIVE ST.
 SCALE: 1" = 20'
 DATE: JUNE 2000
 DRAWN BY: JJE
 DESIGNED BY: JJE
 CHECKED BY: DAD