PIPE DIA.	WALL	A	B	C	D	E	R	SLOPE
12"	2"	4"	2'-0"	4'-0 7/8"	6'-0 7/8"	2'-0"	9"	3:1
15"	2 1/4"	6"	2'-3"	3'-10"	6'-1"	2'-6"	11"	3:1
18"	2 1/2"	9"	2'-3"	3'-10"	6'-1"	3'-0"	12"	3:1
21"	2 3/4"	9"	2'-11"	3'-2"	6'-1"	3'-6"	13"	3:1
24"	3"	9 1/2"	3'-7 1/2"	2'-6"	6'-1 1/2"	4'-0"	14"	3:1
27"	3 1/4"	10 1/2"	4'-0"	2'-1 1/2"	6'-1 1/2"	4'-6"	14 1/2"	3:1
30"	3 1/2"	1'-0"	4'-6 1/2"	1'-7 3/4"	6'-1 3/4"	5'-0"	15"	3:1
33"	3 3/4"	1'-1 1/2"	4'-10 1/2"	3'-3 1/4"	8'-1 3/4"	5'-6"	17 1/2"	3:1
36"	4"	1'-3"	5'-3"	2'-10 3/4"	8'-1 3/4"	6'-0"	20"	3:1
42"	4 1/2"	1'-9"	5'-3"	2'-11"	8'-2"	6'-6"	22"	3:1
48"	5"	2'-0"	6'-0"	2'-2"	8'-2"	7'-0"	22"	3:1
54"	5 1/2"	2'-3"	5'-5"	2'-11"	8'-4"	7'-6"	24"	2.4:1

NOTES

1. GRATING SHALL BE PAID FOR UNDER ITEM AR752518.
2. THE END BLOCK SHALL BE PLACED PRIOR TO THE INSTALLATION OF THE FLARED END SECTION. THE END BLOCK SHALL BE BACKFILLED IN ACCORDANCE WITH ARTICLE 502.10 OF IDOT SPECIFICATIONS, WITH COST INCIDENTAL TO FLARED END SECTION.
3. PRECAST CONCRETE FLARED END SECTIONS SHALL CONFORM TO THE APPLICABLE REQUIREMENTS OF AASHTO M-170 CLASS III, WALL B REINFORCED CONCRETE PIPE.
4. MODIFICATION IS DUE TO THE RELOCATION OF THE CONNECTION POINT BETWEEN THE GRATE AND THE FLARED END SECTION.

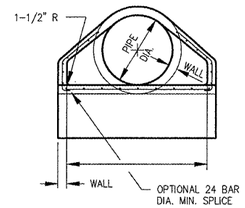

END VIEW

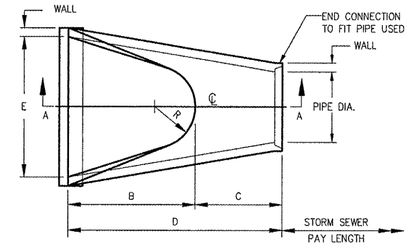

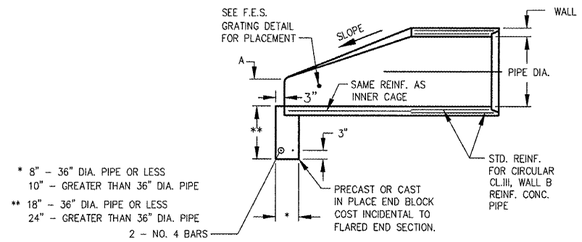

SECTION A-A

PRECAST CONCRETE FLARED END SECTION

(IDOT STANDARD 542301-MODIFIED)

	DIA. INCHES	V-BAR SIZE	H-BAR SIZE	No. OF H-BARS REQ'D.	BOLT DIA.	"A" DIM.
	INCHES				INCHES	
END SECTIONS	12	1/2ø	5/8ø	3	1/2	4
	15	1/2ø	5/8ø	3	1/2	4 1/2
	18	1/2ø	5/8ø	4	1/2	4 1/2
	21	1/2ø	5/8ø	4	1/2	5
	24	5/8ø	3/4ø	4	1/2	5
	27	5/8ø	3/4ø	4	1/2	5 1/2
	30	5/8ø	3/4ø	4	1/2	5 1/2
	36	3/4ø	1ø	4	3/4	8
	42	3/4ø	1ø	4	3/4	8
	48	3/4ø	1ø	5	3/4	8
	54	3/4ø	1-1/2PIPE	5	3/4	8
	24 X 38 ELLIPTICAL	3/4ø	1ø	5	3/4	8

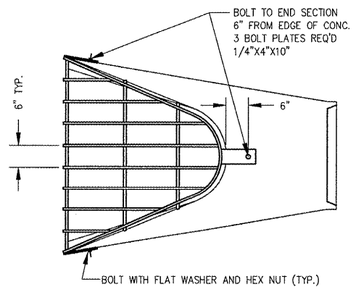

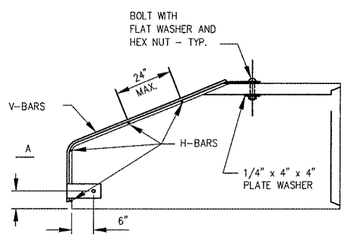

NOTES

1. BARS AND PLATES ARE HOT ROLLED STEEL.
2. BARS, PLATES, PIPE AND BOLTS ARE GALVANIZED.

GRATING FOR FLARED END SECTION

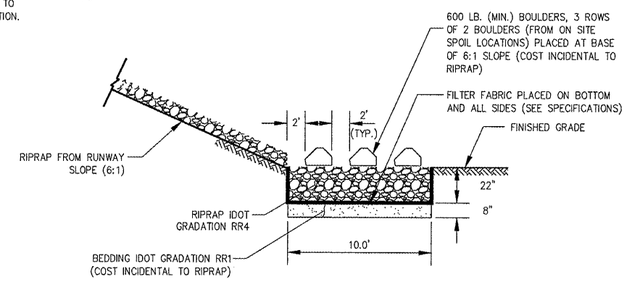

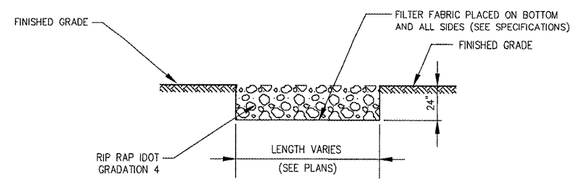

RIPRAP

NOTE

1. COST OF FILTER FABRIC IS INCIDENTAL TO RIPRAP.
2. WIDTH (W) OF RIPRAP VARIES. MUTLITIERED BASIN IS 10' WIDE. WIDTH OF RIPRAP FROM 18" FES ON 6:1 SLOPE IS 18'.

DETAILS SHOWN ARE NOT TO SCALE

LE039

HANSON

HANSON PROFESSIONAL SERVICES INC.

815 Commerce Drive, Suite 200
Oak Brook, Illinois 60523
Telephone: 630.990.3800
Fax: 630.990.3801

Illinois Professional Design Firm
Registration No. 184-001084

© Copyright Hanson Professional Service Inc. 2008

Chicago-Romeoville Airport

JOLIET REGIONAL PORT DISTRICT

1 George Michas Drive
Romeoville, Illinois 60446
Telephone: 815.838.9497
Fax: 815.838.9524

EXTEND RUNWAY 2-20: CONSTRUCT TAXIWAY TURNAROUND

AIP PROJECT NO. 3-17-0140-B42
IDA PROJECT NO. LOT-3792

No.	Drawing Issue Description	Date	By

Date
APRIL 18, 2008

Sheet Title

STORM SEWER DETAILS

07A0166
Project Number

SJM 02/27/08
Layout By Date

SJM 03/07/08
Designed By Date

RMH 03/20/08
Reviewed By Date

SJM | LDH | ---
Drawn By

26
Sheet No.

L:\07L085\008840\07A0166\DRAWINGS\SHEETS\26-STORM SEWER DETAILS.DWG APR 18, 2008 10:16AM HAUSMOND82