

If you plan to submit a bid directly to the Department of Transportation

PREQUALIFICATION

Any contractor who desires to become pre-qualified to bid on work advertised by IDOT must submit the properly completed pre-qualification forms to the Bureau of Construction no later than 4:30 p.m. prevailing time twenty-one days prior to the letting of interest. This pre-qualification requirement applies to first time contractors, contractors renewing expired ratings, contractors maintaining continuous pre-qualification or contractors requesting revised ratings. To be eligible to bid, existing pre-qualification ratings must be effective through the date of letting.

REQUESTS FOR AUTHORIZATION TO BID

Contractors downloading and/or ordering CD-ROM's and are wanting to bid on items included in a particular letting must submit the properly completed "Request for Authorization to Bid/or Not For Bid Status" (BDE 124INT) and the ORIGINAL, signed and notarized, "Affidavit of Availability" (BC 57) to the proper office no later than 4:30 p.m. prevailing time, three (3) days prior to the letting date.

WHO CAN BID ?

Bids will be accepted from only those companies that request and receive written **Authorization to Bid** from IDOT's Central Bureau of Construction.

WHAT CONSTITUTES WRITTEN AUTHORIZATION TO BID? When a prospective prime bidder submits a "Request for Authorization to Bid/or Not For Bid Status"(BDE 124INT) he/she must indicate at that time which items are being requested For Bidding purposes. Only those items requested For Bidding will be analyzed. After the request has been analyzed, the bidder will be issued a **Proposal Denial and/or Authorization Form**, approved by the Central Bureau of Construction, that indicates which items have been approved For Bidding. If **Authorization to Bid** cannot be approved, the **Proposal Denial and/or Authorization Form** will indicate the reason for denial.

ABOUT AUTHORIZATION TO BID: Firms that have not received an authorization form within a reasonable time of complete and correct original document submittal should contact the department as to status. This is critical in the week before the letting. These documents must be received three days before the letting date. Firms unsure as to authorization status should call the Prequalification Section of the Bureau of Construction at the number listed at the end of these instructions.

ADDENDA AND REVISIONS: It is the contractor's responsibility to determine which, if any, addenda or revisions pertain to any project they may be bidding. Failure to incorporate all relevant addenda or revisions may cause the bid to be declared unacceptable.

Each addendum will be placed with the contract number. Addenda and revisions will also be placed on the Addendum/Revision Checklist and each subscription service subscriber will be notified by e-mail of each addendum and revision issued.

The Internet is the Department's primary way of doing business. The subscription server e-mails are an added courtesy the Department provides. It is suggested that bidder check IDOT's website <http://www.dot.il.gov/desenv/delett.html> before submitting final bid information.

IDOT is not responsible for any e-mail related failures.

Addenda Questions may be directed to the Contracts Office at (217)782-7806 or D&Econtracts@dot.il.gov

Technical Questions about downloading these files may be directed to Tim Garman (217)524-1642 or Timothy.Garman@illinois.gov.

WHAT MUST BE INCLUDED WHEN BIDS ARE SUBMITTED?: Bidders need not return the entire proposal when bids are submitted. That portion of the proposal that must be returned includes the following:

1. All documents from the Proposal Cover Sheet through the Proposal Bid Bond
2. Other special documentation and/or information that may be required by the contract special provisions

All proposal documents, including Proposal Guaranty Checks or Proposal Bid Bonds, should be stapled together to prevent loss when bids are processed by IDOT personnel.

ABOUT SUBMITTING BIDS: It is recommended that bidders deliver bids in person to insure they arrive at the proper location prior to the time specified for the receipt of bids. Any bid received at the place of letting after the time specified will not be accepted.

WHO SHOULD BE CALLED IF ASSISTANCE IS NEEDED?

| Questions Regarding | Call |
|--|---------------|
| Prequalification and/or Authorization to Bid | (217)782-3413 |
| Preparation and submittal of bids | (217)782-7806 |
| Mailing of plans and proposals | (217)782-7806 |
| Electronic plans and proposals | (217)524-1642 |

ADDENDUMS AND REVISIONS TO THE PROPOSAL FORMS

Planholders should verify that they have received and incorporated the addendum and/or revision prior to submitting their bid. Failure by the bidder to include an addendum could result in a bid being rejected as irregular.

145

RETURN WITH BID

| |
|-----------------------|
| Proposal Submitted By |
| Name |
| Address |
| City |

Letting June 13, 2008

BIDDERS NEED NOT RETURN THE ENTIRE PROPOSAL
(See instructions inside front cover)

NOTICE TO PROSPECTIVE BIDDERS

This proposal can be used for bidding purposes by only those companies that request and receive written AUTHORIZATION TO BID from IDOT's Central Bureau of Construction.
(SEE INSTRUCTIONS ON THE INSIDE OF COVER)

Notice To Bidders, Specifications, Proposal, Contract and Contract Bond



**Illinois Department
of Transportation**

Springfield, Illinois 62764

**Contract No. 70666
MCLEAN County
Section D5 BRIDGE PAINTING 2008
District 5 Construction Funds
Route FAI-55**

PLEASE MARK THE APPROPRIATE BOX BELOW:

- A Bid Bond is included.
- A Cashier's Check or a Certified Check is included.

Plans Included
Herein

Prepared by

S

Checked by

(Printed by authority of the State of Illinois)

INSTRUCTIONS

ABOUT IDOT PROPOSALS: All proposals issued by IDOT are potential bidding proposals. Each proposal contains all Certifications and Affidavits, a Proposal Signature Sheet and a Proposal Bid Bond required for Prime Contractors to submit a bid after written **Authorization to Bid** has been issued by IDOT's Central Bureau of Construction.

WHO CAN BID?: Bids will be accepted from only those companies that request and receive written **Authorization to Bid** from IDOT's Central Bureau of Construction. To request authorization, a potential bidder must complete and submit Part B of the Request for Authorization to Bid/or Not For Bid Status form (BDE 124 INT) and submit an original Affidavit of Availability (BC 57).

WHAT CONSTITUTES WRITTEN AUTHORIZATION TO BID?: When a prospective prime bidder submits a "Request for Proposal Forms and Plans" he/she must indicate at that time which items are being requested For Bidding purposes. Only those items requested For Bidding will be analyzed. After the request has been analyzed, the bidder will be issued a **Proposal Denial and/or Authorization Form**, approved by the Central Bureau of Construction, that indicates which items have been approved For Bidding. If **Authorization to Bid** cannot be approved, the **Proposal Denial and/or Authorization Form** will indicate the reason for denial. If a contractor has requested to bid but has not received a **Proposal Denial and/or Authorization Form**, they should contact the Central Bureau of Construction in advance of the letting date.

WHAT MUST BE INCLUDED WHEN BIDS ARE SUBMITTED?: Bidders need not return the entire proposal when bids are submitted. That portion of the proposal that must be returned includes the following:

1. All documents from the Proposal Cover Sheet through the Proposal Bid Bond
2. Other special documentation and/or information that may be required by the contract special provisions

All proposal documents, including Proposal Guaranty Checks or Proposal Bid Bonds, should be stapled together to prevent loss when bids are processed by IDOT personnel.

ABOUT SUBMITTING BIDS: It is recommended that bidders deliver bids in person to insure they arrive at the proper location prior to the time specified for the receipt of bids. Any bid received at the place of letting after the time specified will not be accepted.

WHO SHOULD BE CALLED IF ASSISTANCE IS NEEDED?

| Questions Regarding | Call |
|--|--------------|
| Prequalification and/or Authorization to Bid | 217/782-3413 |
| Preparation and submittal of bids | 217/782-7806 |
| Mailing of CD-ROMS | 217/782-7806 |

RETURN WITH BID



PROPOSAL

TO THE DEPARTMENT OF TRANSPORTATION

1. Proposal of _____

Taxpayer Identification Number (Mandatory) _____ a

for the improvement identified and advertised for bids in the Invitation for Bids as:

Contract No. 70666
MCLEAN County
Section D5 BRIDGE PAINTING 2008
Route FAI-55
District 5 Construction Funds

This project consists of cleaning and painting four Structures on interstate 55 in McLean County.

2. The undersigned bidder will furnish all labor, material and equipment to complete the above described project in a good and workmanlike manner as provided in the contract documents provided by the Department of Transportation. This proposal will become part of the contract and the terms and conditions contained in the contract documents shall govern performance and payments.

RETURN WITH BID

3. **ASSURANCE OF EXAMINATION AND INSPECTION/WAIVER.** The undersigned further declares that he/she has carefully examined the proposal, plans, specifications, form of contract and contract bond, and special provisions, and that he/she has inspected in detail the site of the proposed work, and that he/she has familiarized themselves with all of the local conditions affecting the contract and the detailed requirements of construction, and understands that in making this proposal he/she waives all right to plead any misunderstanding regarding the same.

4. **EXECUTION OF CONTRACT AND CONTRACT BOND.** The undersigned further agrees to execute a contract for this work and present the same to the department within fifteen (15) days after the contract has been mailed to him/her. The undersigned further agrees that he/she and his/her surety will execute and present within fifteen (15) days after the contract has been mailed to him/her contract bond satisfactory to and in the form prescribed by the Department of Transportation, in the penal sum of the full amount of the contract, guaranteeing the faithful performance of the work in accordance with the terms of the contract.

5. **PROPOSAL GUARANTY.** Accompanying this proposal is either a bid bond on the department form, executed by a corporate surety company satisfactory to the department, or a proposal guaranty check consisting of a bank cashier's check or a properly certified check for not less than 5 per cent of the amount bid or for the amount specified in the following schedule:

| <u>Amount of Bid</u> | | <u>Proposal Guaranty</u> | <u>Amount of Bid</u> | | <u>Proposal Guaranty</u> | |
|----------------------|----------------------|--------------------------|----------------------|----|--------------------------|-------------|
| Up to | \$5,000 | \$150 | \$2,000,000 | to | \$3,000,000 | \$100,000 |
| \$5,000 | to \$10,000 | \$300 | \$3,000,000 | to | \$5,000,000 | \$150,000 |
| \$10,000 | to \$50,000 | \$1,000 | \$5,000,000 | to | \$7,500,000 | \$250,000 |
| \$50,000 | to \$100,000 | \$3,000 | \$7,500,000 | to | \$10,000,000 | \$400,000 |
| \$100,000 | to \$150,000 | \$5,000 | \$10,000,000 | to | \$15,000,000 | \$500,000 |
| \$150,000 | to \$250,000 | \$7,500 | \$15,000,000 | to | \$20,000,000 | \$600,000 |
| \$250,000 | to \$500,000 | \$12,500 | \$20,000,000 | to | \$25,000,000 | \$700,000 |
| \$500,000 | to \$1,000,000 | \$25,000 | \$25,000,000 | to | \$30,000,000 | \$800,000 |
| \$1,000,000 | to \$1,500,000 | \$50,000 | \$30,000,000 | to | \$35,000,000 | \$900,000 |
| \$1,500,000 | to \$2,000,000 | \$75,000 | over | | \$35,000,000 | \$1,000,000 |

Bank cashier's checks or properly certified checks accompanying proposals shall be made payable to the Treasurer, State of Illinois, when the state is awarding authority; the county treasurer, when a county is the awarding authority; or the city, village, or town treasurer, when a city, village, or town is the awarding authority.

If a combination bid is submitted, the proposal guaranties which accompany the individual proposals making up the combination will be considered as also covering the combination bid.

The amount of the proposal guaranty check is _____ \$(_____). If this proposal is accepted and the undersigned shall fail to execute a contract bond as required herein, it is hereby agreed that the amount of the proposal guaranty shall become the property of the State of Illinois, and shall be considered as payment of damages due to delay and other causes suffered by the State because of the failure to execute said contract and contract bond; otherwise, the bid bond shall become void or the proposal guaranty check shall be returned to the undersigned.

Attach Cashier's Check or Certified Check Here

In the event that one proposal guaranty check is intended to cover two or more proposals, the amount must be equal to the sum of the proposal guaranties which would be required for each individual proposal. If the guaranty check is placed in another proposal, state below where it may be found.

The proposal guaranty check will be found in the proposal for:

Item _____

Section No. _____

County _____

Mark the proposal cover sheet as to the type of proposal guaranty submitted.

RETURN WITH BID

6. **COMBINATION BIDS.** The undersigned further agrees that if awarded the contract for the sections contained in the following combination, he/she will perform the work in accordance with the requirements of each individual proposal comprising the combination bid specified in the schedule below, and that the combination bid shall be prorated against each section in proportion to the bid submitted for the same. If an error is found to exist in the gross sum bid for one or more of the individual sections included in a combination, the combination bid shall be corrected as provided in the specifications.

When a combination bid is submitted, the schedule below must be completed in each proposal comprising the combination.

If alternate bids are submitted for one or more of the sections comprising the combination, a combination bid must be submitted for each alternate.

Schedule of Combination Bids

| Combination No. | Sections Included in Combination | Combination Bid | |
|-----------------|----------------------------------|-----------------|-------|
| | | Dollars | Cents |
| | | | |
| | | | |
| | | | |
| | | | |

7. **SCHEDULE OF PRICES.** The undersigned bidder submits herewith, in accordance with the rules and instructions, a schedule of prices for the items of work for which bids are sought. The unit prices bid are in U.S. dollars and cents, and all extensions and summations have been made. The bidder understands that the quantities appearing in the bid schedule are approximate and are provided for the purpose of obtaining a gross sum for the comparison of bids. If there is an error in the extension of the unit prices, the unit prices shall govern. Payment to the contractor awarded the contract will be made only for actual quantities of work performed and accepted or materials furnished according to the contract. The scheduled quantities of work to be done and materials to be furnished may be increased, decreased or omitted as provided elsewhere in the contract.

8. **CERTIFICATE OF AUTHORITY.** The undersigned bidder, if a business organized under the laws of another State, assures the Department that it will furnish a copy of its certificate of authority to do business in the State of Illinois with the return of the executed contract and bond. Failure to furnish the certificate within the time provided for execution of an awarded contract may be cause for cancellation of the award and forfeiture of the proposal guaranty to the State.

ILLINOIS DEPARTMENT OF TRANSPORTATION
 SCHEDULE OF PRICES
 CONTRACT
 NUMBER - 70666

State Job # - C-95-045-07
 PPS NBR - 0-01008-5001
 County Name - MCLEAN- -
 Code - 113 - -
 District - 5 - -
 Section Number - D5 BRIDGE PAINTING 2008

Project Number

Route
 FAI 55

| Item Number | Pay Item Description | Unit of Measure | Quantity | x | Unit Price | = | Total Price |
|-------------|-----------------------|-----------------|----------|---|------------|---|-------------|
| X5067501 | BR CLN & PT WAR #1 | L SUM | 1.000 | | | | |
| X5067502 | BR CLN & PT WAR #2 | L SUM | 1.000 | | | | |
| X5067503 | BR CLN & PT WAR #3 | L SUM | 1.000 | | | | |
| X5067504 | BR CLN & PT WAR #4 | L SUM | 1.000 | | | | |
| X7015005 | CHANGEABLE MESSAGE SN | CAL DA | 28.000 | | | | |
| 50600600 | CLEAN & PT STL BR N1 | L SUM | 1.000 | | | | |
| 50600700 | CLEAN & PT STL BR N2 | L SUM | 1.000 | | | | |
| 50600800 | CLEAN & PT STL BR N3 | L SUM | 1.000 | | | | |
| 50600900 | CLEAN & PT STL BR N4 | L SUM | 1.000 | | | | |
| 50606401 | C&D LEAD PT CL RS N1 | L SUM | 1.000 | | | | |
| 50606402 | C&D LEAD PT CL RS N2 | L SUM | 1.000 | | | | |
| 50606403 | C&D LEAD PT CL RS N3 | L SUM | 1.000 | | | | |
| 50606404 | C&D LEAD PT CL RS N4 | L SUM | 1.000 | | | | |
| 67100100 | MOBILIZATION | L SUM | 1.000 | | | | |
| 70100420 | TRAF CONT-PROT 701411 | EACH | 2.000 | | | | |

ILLINOIS DEPARTMENT OF TRANSPORTATION
 SCHEDULE OF PRICES
 CONTRACT
 NUMBER - 70666

State Job # - C-95-045-07
 PPS NBR - 0-01008-5001
 County Name - MCLEAN- -
 Code - 113 - -
 District - 5 - -
 Section Number - D5 BRIDGE PAINTING 2008

Project Number

Route

FAI 55

| Item Number | Pay Item Description | Unit of Measure | Quantity | x | Unit Price | = | Total Price |
|-------------|-----------------------|-----------------|----------|---|------------|---|-------------|
| 70100700 | TRAF CONT-PROT 701406 | L SUM | 1.000 | | | | |

CONTRACT NUMBER 70666

THIS IS THE TOTAL BID \$ _____

NOTES:

1. Each PAY ITEM should have a UNIT PRICE and a TOTAL PRICE.
2. The UNIT PRICE shall govern if no TOTAL PRICE is shown or if there is a discrepancy between the product of the UNIT PRICE multiplied by the QUANTITY.
3. If a UNIT PRICE is omitted, the TOTAL PRICE will be divided by the QUANTITY in order to establish a UNIT PRICE.
4. A bid may be declared UNACCEPTABLE if neither a unit price nor a total price is shown.

RETURN WITH BID

STATE REQUIRED ETHICAL STANDARDS GOVERNING CONTRACT PROCUREMENT: ASSURANCES, CERTIFICATIONS AND DISCLOSURES

I. GENERAL

A. Article 50 of the Illinois Procurement Code establishes the duty of all State chief procurement officers, State purchasing officers, and their designees to maximize the value of the expenditure of public moneys in procuring goods, services, and contracts for the State of Illinois and to act in a manner that maintains the integrity and public trust of State government. In discharging this duty, they are charged by law to use all available information, reasonable efforts, and reasonable actions to protect, safeguard, and maintain the procurement process of the State of Illinois.

B. In order to comply with the provisions of Article 50 and to carry out the duty established therein, all bidders are to adhere to ethical standards established for the procurement process, and to make such assurances, disclosures and certifications required by law. By execution of the Proposal Signature Sheet, the bidder indicates that each of the mandated assurances has been read and understood, that each certification is made and understood, and that each disclosure requirement has been understood and completed.

C. In addition to all other remedies provided by law, failure to comply with any assurance, failure to make any disclosure or the making of a false certification shall be grounds for termination of the contract and the suspension or debarment of the bidder.

II. ASSURANCES

A. The assurances hereinafter made by the bidder are each a material representation of fact upon which reliance is placed should the Department enter into the contract with the bidder. The Department may terminate the contract if it is later determined that the bidder rendered a false or erroneous assurance, and the surety providing the performance bond shall be responsible for the completion of the contract.

B. Felons

1. The Illinois Procurement Code provides:

Section 50-10. Felons. Unless otherwise provided, no person or business convicted of a felony shall do business with the State of Illinois or any state agency from the date of conviction until 5 years after the date of completion of the sentence for that felony, unless no person held responsible by a prosecutorial office for the facts upon which the conviction was based continues to have any involvement with the business.

2. The bidder assures the Department that the award and execution of the contract would not cause a violation of Section 50-10.

C. Conflicts of Interest

1. The Illinois Procurement Code provides in pertinent part:

Section 50-13. Conflicts of Interest.

(a) Prohibition. It is unlawful for any person holding an elective office in this State, holding a seat in the General Assembly, or appointed to or employed in any of the offices or agencies of state government and who receives compensation for such employment in excess of 60% of the salary of the Governor of the State of Illinois, or who is an officer or employee of the Capital Development Board or the Illinois Toll Highway Authority, or who is the spouse or minor child of any such person to have or acquire any contract, or any direct pecuniary interest in any contract therein, whether for stationery, printing, paper, or any services, materials, or supplies, that will be wholly or partially satisfied by the payment of funds appropriated by the General Assembly of the State of Illinois or in any contract of the Capital Development Board or the Illinois Toll Highway authority.

(b) Interests. It is unlawful for any firm, partnership, association or corporation, in which any person listed in subsection (a) is entitled to receive (i) more than 7 1/2% of the total distributable income or (ii) an amount in excess of the salary of the Governor, to have or acquire any such contract or direct pecuniary interest therein.

(c) Combined interests. It is unlawful for any firm, partnership, association, or corporation, in which any person listed in subsection (a) together with his or her spouse or minor children is entitled to receive (i) more than 15%, in the aggregate, of the total distributable income or (ii) an amount in excess of 2 times the salary of the Governor, to have or acquire any such contract or direct pecuniary interest therein.

(d) Securities. Nothing in this Section invalidates the provisions of any bond or other security previously offered or to be offered for sale or sold by or for the State of Illinois.

(e) Prior interests. This Section does not affect the validity of any contract made between the State and an officer or employee of the State or member of the General Assembly, his or her spouse, minor child or any combination of those persons if that contract was in existence before his or her election or employment as an officer, member, or employee. The contract is voidable, however, if it cannot be completed within 365 days after the officer, member, or employee takes office or is employed.

The current salary of the Governor is \$171,000.00. Sixty percent of the salary is \$102,600.00.

RETURN WITH BID

2. The bidder assures the Department that the award and execution of the contract would not cause a violation of Section 50-13, or that an effective exemption has been issued by the Board of Ethics to any individual subject to the Section 50-13 prohibitions pursuant to the provisions of Section 50-20 of the Code and Executive Order Number 3 (1998). Information concerning the exemption process is available from the Department upon request.

D. Negotiations

1. The Illinois Procurement Code provides in pertinent part:

Section 50-15. Negotiations.

(a) It is unlawful for any person employed in or on a continual contractual relationship with any of the offices or agencies of State government to participate in contract negotiations on behalf of that office or agency with any firm, partnership, association, or corporation with whom that person has a contract for future employment or is negotiating concerning possible future employment.

2. The bidder assures the Department that the award and execution of the contract would not cause a violation of Section 50-15, and that the bidder has no knowledge of any facts relevant to the kinds of acts prohibited therein.

E. Inducements

1. The Illinois Procurement Code provides:

Section 50-25. Inducement. Any person who offers or pays any money or other valuable thing to any person to induce him or her not to bid for a State contract or as recompense for not having bid on a State contract is guilty of a Class 4 felony. Any person who accepts any money or other valuable thing for not bidding for a State contract or who withholds a bid in consideration of the promise for the payment of money or other valuable thing is guilty of a Class 4 felony.

2. The bidder assures the Department that the award and execution of the contract would not cause a violation of Section 50-25, and that the bidder has no knowledge of any facts relevant to the kinds of acts prohibited therein.

F. Revolving Door Prohibition

1. The Illinois Procurement Code provides:

Section 50-30. Revolving door prohibition. Chief procurement officers, associate procurement officers, State purchasing officers, their designees whose principal duties are directly related to State procurement, and executive officers confirmed by the Senate are expressly prohibited for a period of 2 years after terminating an affected position from engaging in any procurement activity relating to the State agency most recently employing them in an affected position for a period of at least 6 months. The prohibition includes, but is not limited to: lobbying the procurement process; specifying; bidding; proposing bid, proposal, or contract documents; on their own behalf or on behalf of any firm, partnership, association, or corporation. This Section applies only to persons who terminate an affected position on or after January 15, 1999.

2. The bidder assures the Department that the award and execution of the contract would not cause a violation of Section 50-30, and that the bidder has no knowledge of any facts relevant to the kinds of acts prohibited therein.

G. Reporting Anticompetitive Practices

1. The Illinois Procurement Code provides:

Section 50-40. Reporting anticompetitive practices. When, for any reason, any vendor, bidder, contractor, chief procurement officer, State purchasing officer, designee, elected official, or State employee suspects collusion or other anticompetitive practice among any bidders, offerors, contractors, proposers, or employees of the State, a notice of the relevant facts shall be transmitted to the Attorney General and the chief procurement officer.

2. The bidder assures the Department that it has not failed to report any relevant facts concerning the practices addressed in Section 50-40 which may involve the contract for which the bid is submitted.

H. Confidentiality

1. The Illinois Procurement Code provides:

Section 50-45. Confidentiality. Any chief procurement officer, State purchasing officer, designee, or executive officer who willfully uses or allows the use of specifications, competitive bid documents, proprietary competitive information, proposals, contracts, or selection information to compromise the fairness or integrity of the procurement, bidding, or contract process shall be subject to immediate dismissal, regardless of the Personnel code, any contract, or any collective bargaining agreement, and may in addition be subject to criminal prosecution.

2. The bidder assures the Department that it has no knowledge of any fact relevant to the practices addressed in Section 50-45 which may involve the contract for which the bid is submitted.

RETURN WITH BID

I. Insider Information

1. The Illinois Procurement Act provides:

Section 50-50. Insider information. It is unlawful for any current or former elected or appointed State official or State employee to knowingly use confidential information available only by virtue of that office or employment for actual or anticipated gain for themselves or another person.

2. The bidder assures the Department that it has no knowledge of any facts relevant to the practices addressed in Section 50-50 which may involve the contract for which the bid is submitted.

III. CERTIFICATIONS

A. The certifications hereinafter made by the bidder are each a material representation of fact upon which reliance is placed should the Department enter into the contract with the bidder. The Department may terminate the contract if it is later determined that the bidder rendered a false or erroneous certification, and the surety providing the performance bond shall be responsible for completion of the contract.

B. Bribery

1. The Illinois Procurement Code provides:

Section 50-5. Bribery.

(a) Prohibition. No person or business shall be awarded a contract or subcontract under this Code who:

(1) has been convicted under the laws of Illinois or any other state of bribery or attempting to bribe an officer or employee of the State of Illinois or any other state in that officer's or employee's official capacity; or

(2) has made an admission of guilt of that conduct that is a matter of record but has not been prosecuted for that conduct.

(b) Businesses. No business shall be barred from contracting with any unit of State or local government as a result of a conviction under this Section of any employee or agent of the business if the employee or agent is no longer employed by the business and:

(1) the business has been finally adjudicated not guilty; or

(2) the business demonstrates to the governmental entity with which it seeks to contract, and that entity finds that the commission of the offense was not authorized, requested, commanded, or performed by a director, officer, or high managerial agent on behalf of the business as provided in paragraph (2) of subsection (a) of Section 5-4 of the Criminal Code of 1961.

(c) Conduct on behalf of business. For purposes of this Section, when an official, agent, or employee of a business committed the bribery or attempted bribery on behalf of the business and in accordance with the direction or authorization of a responsible official of the business, the business shall be chargeable with the conduct.

(d) Certification. Every bid submitted to and contract executed by the State shall contain a certification by the contractor that the contractor is not barred from being awarded a contract or subcontract under this Section. A contractor who makes a false statement, material to the certification, commits a Class 3 felony.

2. The bidder certifies that it is not barred from being awarded a contract under Section 50.5.

C. Educational Loan

1. Section 3 of the Educational Loan Default Act provides:

§ 3. No State agency shall contract with an individual for goods or services if that individual is in default, as defined in Section 2 of this Act, on an educational loan. Any contract used by any State agency shall include a statement certifying that the individual is not in default on an educational loan as provided in this Section.

2. The bidder, if an individual as opposed to a corporation, partnership or other form of business organization, certifies that the bidder is not in default on an educational loan as provided in Section 3 of the Act.

D. Bid-Rigging/Bid Rotating

1. Section 33E-11 of the Criminal Code of 1961 provides:

§ 33E-11. (a) Every bid submitted to and public contract executed pursuant to such bid by the State or a unit of local government shall contain a certification by the prime contractor that the prime contractor is not barred from contracting with any unit of State or local government as a result of a violation of either Section 33E-3 or 33E-4 of this Article. The State and units of local government shall provide the appropriate forms for such certification.

RETURN WITH BID

(b) A contractor who makes a false statement, material to the certification, commits a Class 3 felony.

A violation of Section 33E-3 would be represented by a conviction of the crime of bid-rigging which, in addition to Class 3 felony sentencing, provides that any person convicted of this offense or any similar offense of any state or the United States which contains the same elements as this offense shall be barred for 5 years from the date of conviction from contracting with any unit of State or local government. No corporation shall be barred from contracting with any unit of State or local government as a result of a conviction under this Section of any employee or agent of such corporation if the employee so convicted is no longer employed by the corporation and: (1) it has been finally adjudicated not guilty or (2) if it demonstrates to the governmental entity with which it seeks to contract and that entity finds that the commission of the offense was neither authorized, requested, commanded, nor performed by a director, officer or a high managerial agent in behalf of the corporation.

A violation of Section 33E-4 would be represented by a conviction of the crime of bid-rotating which, in addition to Class 2 felony sentencing, provides that any person convicted of this offense or any similar offense of any state or the United States which contains the same elements as this offense shall be permanently barred from contracting with any unit of State or local government. No corporation shall be barred from contracting with any unit of State or local government as a result of a conviction under this Section of any employee or agent of such corporation if the employee so convicted is no longer employed by the corporation and: (1) it has been finally adjudicated not guilty or (2) if it demonstrates to the governmental entity with which it seeks to contract and that entity finds that the commission of the offense was neither authorized, requested, commanded, nor performed by a director, officer or a high managerial agent in behalf of the corporation.

2. The bidder certifies that it is not barred from contracting with the Department by reason of a violation of either Section 33E-3 or Section 33E-4.

E. International Anti-Boycott

1. Section 5 of the International Anti-Boycott Certification Act provides:

§ 5. State contracts. Every contract entered into by the State of Illinois for the manufacture, furnishing, or purchasing of supplies, material, or equipment or for the furnishing of work, labor, or services, in an amount exceeding the threshold for small purchases according to the purchasing laws of this State or \$10,000.00, whichever is less, shall contain certification, as a material condition of the contract, by which the contractor agrees that neither the contractor nor any substantially-owned affiliated company is participating or shall participate in an international boycott in violation of the provisions of the U.S. Export Administration Act of 1979 or the regulations of the U.S. Department of Commerce promulgated under that Act.

2. The bidder makes the certification set forth in Section 5 of the Act.

F. Drug Free Workplace

1. The Illinois "Drug Free Workplace Act" applies to this contract and it is necessary to comply with the provisions of the "Act" if the contractor is a corporation, partnership, or other entity (including a sole proprietorship) which has 25 or more employees.

2. The bidder certifies that if awarded a contract in excess of \$5,000 it will provide a drug free workplace by:

(a) Publishing a statement notifying employees that the unlawful manufacture, distribution, dispensation, possession or use of a controlled substance, including cannabis, is prohibited in the contractor's workplace; specifying the actions that will be taken against employees for violations of such prohibition; and notifying the employee that, as a condition of employment on such contract, the employee shall abide by the terms of the statement, and notify the employer of any criminal drug statute conviction for a violation occurring in the workplace no later than five (5) days after such conviction.

(b) Establishing a drug free awareness program to inform employees about the dangers of drug abuse in the workplace; the contractor's policy of maintaining a drug free workplace; any available drug counseling, rehabilitation, and employee assistance programs; and the penalties that may be imposed upon employees for drug violations.

(c) Providing a copy of the statement required by subparagraph (1) to each employee engaged in the performance of the contract and to post the statement in a prominent place in the workplace.

(d) Notifying the Department within ten (10) days after receiving notice from an employee or otherwise receiving actual notice of the conviction of an employee for a violation of any criminal drug statute occurring in the workplace.

(e) Imposing or requiring, within 30 days after receiving notice from an employee of a conviction or actual notice of such a conviction, an appropriate personnel action, up to and including termination, or the satisfactory participation in a drug abuse assistance or rehabilitation program approved by a federal, state or local health, law enforcement or other appropriate agency.

(f) Assisting employees in selecting a course of action in the event drug counseling, treatment, and rehabilitation is required and indicating that a trained referral team is in place.

(g) Making a good faith effort to continue to maintain a drug free workplace through implementation of the actions and efforts stated in this certification.

G. Debt Delinquency

1. The Illinois Procurement Code provides:

Section 50-11 and 50-12. Debt Delinquency.

The contractor or bidder certifies that it, or any affiliate, is not barred from being awarded a contract under 30 ILCS 500. Section 50-11 prohibits a person from entering into a contract with a State agency if it knows or should know that it, or any affiliate, is delinquent in the payment of any debt to the State as defined by the Debt Collection Board. Section 50-12 prohibits a person from entering into a contract with a State agency if it, or any affiliate, has failed to collect and remit Illinois Use Tax on all sales of tangible personal property into the State of Illinois in accordance with the provisions of the Illinois Use Tax Act. The contractor further acknowledges that the contracting State agency may declare the contract void if this certification is false or if the contractor, or any affiliate, is determined to be delinquent in the payment of any debt to the State during the term of the contract.

H. Sarbanes-Oxley Act of 2002

1. The Illinois Procurement Code provides:

Section 50-60(c).

The contractor certifies in accordance with 30 ILCS 500/50-10.5 that no officer, director, partner or other managerial agent of the contracting business has been convicted of a felony under the Sarbanes-Oxley Act of 2002 or a Class 3 or Class 2 felony under the Illinois Securities Law of 1953 for a period of five years prior to the date of the bid or contract. The contractor acknowledges that the contracting agency shall declare the contract void if this certification is false.

I. Addenda

The contractor or bidder certifies that all relevant addenda have been incorporated in to this contract. Failure to do so may cause the bid to be declared unacceptable.

J. Section 42 of the Environmental Protection Act

The contractor certifies in accordance with 30 ILCS 500/50-12 that the bidder or contractor is not barred from being awarded a contract under this Section which prohibits the bidding on or entering into contracts with the State of Illinois or a State agency by a person or business found by a court or the Pollution Control Board to have committed a willful or knowing violation of Section 42 of the Environmental Protection Act for a period of five years from the date of the order. The contractor acknowledges that the contracting agency may declare the contract void if this certification is false.

K. Apprenticeship and Training Certification (Does not apply to federal aid projects)

In accordance with the provisions of Section 30-22 (6) of the Illinois Procurement Code, the bidder certifies that it is a participant, either as an individual or as part of a group program, in the approved apprenticeship and training programs applicable to each type of work or craft that the bidder will perform with its own forces. The bidder further certifies for work that will be performed by subcontract that each of its subcontractors submitted for approval either (a) is, at the time of such bid, participating in an approved, applicable apprenticeship and training program; or (b) will, prior to commencement of performance of work pursuant to this contract, begin participation in an approved apprenticeship and training program applicable to the work of the subcontract. The Department, at any time before or after award, may require the production of a copy of each applicable Certificate of Registration issued by the United States Department of Labor evidencing such participation by the contractor and any or all of its subcontractors. Applicable apprenticeship and training programs are those that have been approved and registered with the United States Department of Labor. The bidder shall list in the space below, the official name of the program sponsor holding the Certificate of Registration for all of the types of work or crafts in which the bidder is a participant and that will be performed with the bidder's forces. Types of work or craft work that will be subcontracted shall be included and listed as subcontract work. The list shall also indicate any type of work or craft job category that does not have an applicable apprenticeship or training program. **The bidder is responsible for making a complete report and shall make certain that each type of work or craft job category that will be utilized on the project as reported on the Construction Employee Workforce Projection (Form BC-1256) and returned with the bid is accounted for and listed.**

The requirements of this certification and disclosure are a material part of the contract, and the contractor shall require this certification provision to be included in all approved subcontracts. In order to fulfill this requirement, it shall not be necessary that an applicable program sponsor be currently taking or that it will take applications for apprenticeship, training or employment during the performance of the work of this contract.

L. Executive Order Number 1 (2007) Regarding Lobbying on Government Procurements

The bidder hereby warrants and certifies that they have complied and will comply with the requirements set forth in this Order. The requirements of this warrant and certification are a material part of the contract, and the contractor shall require this warrant and certification provision to be included in all approved subcontracts.

M. Disclosure of Business Operations in Iran

Public Act 95-0616 provides that each bid, offer, or proposal submitted for a State contract shall include a disclosure of whether or not the Company acting as the bidder, offeror, or proposing entity, or any of its corporate parents or subsidiaries, within the 24 months before submission of the bid, offer, or proposal had business operations that involved contracts with or provision of supplies or services to the Government of Iran, companies in which the Government of Iran has any direct or indirect equity share, consortiums or projects commissioned by the Government of Iran, or companies involved in consortiums or projects commissioned by the Government of Iran and either of the following conditions apply:

- (1) More than 10% of the Company's revenues produced in or assets located in Iran involve oil-related activities or mineral-extraction activities; less than 75% of the Company's revenues produced in or assets located in Iran involve contracts with or provision of oil-related or mineral-extraction products or services to the Government of Iran or a project or consortium created exclusively by that government; and the Company has failed to take substantial action.
- (2) The Company has, on or after August 5, 1996, made an investment of \$20 million or more, or any combination of investments of at least \$10 million each that in the aggregate equals or exceeds \$20 million in any 12-month period, which directly or significantly contributes to the enhancement of Iran's ability to develop petroleum resources of Iran.

The terms "Business operations", "Company", "Mineral-extraction activities", "Oil-related activities", "Petroleum resources", and "Substantial action" are all defined in the Act.

Failure to make the disclosure required by the Act shall cause the bid, offer or proposal to be considered not responsive. The disclosure will be considered when evaluating the bid, offer, or proposal or awarding the contract. The name of each Company disclosed as doing business or having done business in Iran will be provided to the State Comptroller.

Check the appropriate statement:

Company has no business operations in Iran to disclose.

Company has business operations in Iran as disclosed the attached document.

NOTICE

**PA 95-0635 SUBSTANCE ABUSE PREVENTION PROGRAM (SAPP)
Effective January 1, 2008**

This Public Act requires that all contractors and subcontractors have a SAPP, meeting certain requirements, in place before starting work.

The as read low bidder is required to submit a correctly completed SAPP Certification Form BC 261 within seven (7) working days after the Letting. The Department will not accept a SAPP that does not meet the seven day submittal requirement and the bid will be declared not responsive. In the event the bid is declared not responsive due to failure to comply the Department may elect to cause the forfeiture of the penal sum of the bidder's proposal guaranty, may deny authorization to bid the project if re-advertised for bids and may not allow the bidder to participate on subsequent Lettings.

Submittal and approval of the bidder's SAPP is a condition of award.

The SAPP is to be submitted to the Bureau of Design & Environment, Contracts Office, Room 326, 2300 South Dirksen Parkway, Springfield, IL 62764. Voice 217-782-7806. Fax 217-785-1141. It is the bidder's responsibility to obtain confirmation of delivery.

The requirements of this Public Act are a material part of the contract, and the contractor shall require this provision to be included in all approved subcontracts. The contractor shall submit the correctly completed SAPP Certification Form BC 261 for each subcontractor with the Request for Approval of Subcontractor Form BC 260A.

TO BE RETURNED WITH BID

IV. DISCLOSURES

A. The disclosures hereinafter made by the bidder are each a material representation of fact upon which reliance is placed should the Department enter into the contract with the bidder. The Department may terminate the contract if it is later determined that the bidder rendered a false or erroneous disclosure, and the surety providing the performance bond shall be responsible for completion of the contract.

B. Financial Interests and Conflicts of Interest

1. Section 50-35 of the Illinois Procurement Code provides that all bids of more than \$10,000 shall be accompanied by disclosure of the financial interests of the bidder. This disclosed information for the successful bidder, will be maintained as public information subject to release by request pursuant to the Freedom of Information Act.

The financial interests to be disclosed shall include ownership or distributive income share that is in excess of 5%, or an amount greater than 60% of the annual salary of the Governor, of the bidding entity or its parent entity, whichever is less, unless the contractor or bidder is a publicly traded entity subject to Federal 10K reporting, in which case it may submit its 10K disclosure in place of the prescribed disclosure. If a bidder is a privately held entity that is exempt from Federal 10K reporting, but has more than 400 shareholders, it may submit the information that Federal 10K companies are required to report, and list the names of any person or entity holding any ownership share that is in excess of 5%. The disclosure shall include the names, addresses, and dollar or proportionate share of ownership of each person making the disclosure, their instrument of ownership or beneficial relationship, and notice of any potential conflict of interest resulting from the current ownership or beneficial interest of each person making the disclosure having any of the relationships identified in Section 50-35 and on the disclosure form.

In addition, all disclosures shall indicate any other current or pending contracts, proposals, leases, or other ongoing procurement relationships the bidding entity has with any other unit of state government and shall clearly identify the unit and the contract, proposal, lease, or other relationship.

2. Disclosure Forms. Disclosure Form A is attached for use concerning the individuals meeting the above ownership or distributive share requirements. Subject individuals should be covered each by one form. In addition, a second form (Disclosure Form B) provides for the disclosure of current or pending procurement relationships with other (non-IDOT) state agencies. **The forms must be included with each bid or incorporated by reference.**

C. Disclosure Form Instructions

Form A: For bidders that have previously submitted the information requested in Form A

The Department has retained the Form A disclosures submitted by all bidders responding to these requirements for the April 24, 1998 or any subsequent letting conducted by the Department. The bidder has the option of submitting the information again or the bidder may check the following certification statement indicating that the information previously submitted by the bidder is, as of the date of submission, current and accurate. Before checking this certification, the bidder should carefully review its prior submissions to ensure the Certification is correct. If the Bidder checks the Certification, the Bidder should proceed to Form B instructions.

CERTIFICATION STATEMENT

I have determined that the Form A disclosure information previously submitted is current and accurate, and all forms are hereby incorporated by reference in this bid. Any necessary additional forms or amendments to previously submitted forms are attached to this bid.

(Bidding Company)



Signature of Authorized Representative

Date

Form A: For bidders who have NOT previously submitted the information requested in Form A

If the bidder is a publicly traded entity subject to Federal 10K reporting, the 10K Report may be submitted to meet the requirements of Form A. If a bidder is a privately held entity that is exempt from Federal 10K reporting, but has more than 400 shareholders, it may submit the information that Federal 10K companies are required to report, and list the names of any person or entity holding any ownership share that is in excess of 5%. If a bidder is not subject to Federal 10K reporting, the bidder must determine if any individuals are required by law to complete a financial disclosure form. To do this, the bidder should answer each of the following questions. A "YES" answer indicates Form A must be completed. If the answer to each of the following questions is "NO", then the NOT APPLICABLE STATEMENT on the second page of Form A must be signed and dated by a person that is authorized to execute contracts for the bidding company. Note: These questions are for assistance only and are not required to be completed.

1. Does anyone in your organization have a direct or beneficial ownership share of greater than 5% of the bidding entity or parent entity? YES ___ NO ___
2. Does anyone in your organization have a direct or beneficial ownership share of less than 5%, but which has a value greater than \$102,600.00? YES ___ NO ___
3. Does anyone in your organization receive more than \$102,600.00 of the bidding entity's or parent entity's distributive income? (Note: Distributive income is, for these purposes, any type of distribution of profits. An annual salary is not distributive income.) YES ___ NO ___
4. Does anyone in your organization receive greater than 5% of the bidding entity's or parent entity's total distributive income, but which is less than \$102,600.00? YES ___ NO ___

(Note: Only one set of forms needs to be completed per person per bid even if a specific individual would require a yes answer to more than one question.)

A "YES" answer to any of these questions requires the completion of Form A. The bidder must determine each individual in the bidding entity or the bidding entity's parent company that would cause the questions to be answered "Yes". Each form must be signed and dated by a person that is authorized to execute contracts for your organization. **Photocopied or stamped signatures are not acceptable.** The person signing can be, but does not have to be, the person for which the form is being completed. The bidder is responsible for the accuracy of any information provided.

If the answer to each of the above questions is "NO", then the NOT APPLICABLE STATEMENT on page 2 of Form A must be signed and dated by a person that is authorized to execute contracts for your company.

Form B: Identifying Other Contracts & Procurement Related Information Disclosure Form B must be completed for each bid submitted by the bidding entity. Note: *Checking the NOT APPLICABLE STATEMENT on Form A does not allow the bidder to ignore Form B. Form B must be completed, checked, and dated or the bidder may be considered nonresponsive and the bid will not be accepted.*

The Bidder shall identify, by checking Yes or No on Form B, whether it has any pending contracts (including leases), bids, proposals, or other ongoing procurement relationship with any other (non-IDOT) State of Illinois agency. If "No" is checked, the bidder only needs to complete the check box on the bottom of Form B. If "Yes" is checked, the bidder must do one of the following:

Option I: If the bidder did not submit an Affidavit of Availability to obtain authorization to bid, the bidder must list all non-IDOT State of Illinois agency pending contracts, leases, bids, proposals, and other ongoing procurement relationships. These items may be listed on Form B or on an attached sheet(s). Do not include IDOT contracts. Contracts with cities, counties, villages, etc. are not considered State of Illinois agency contracts and are not to be included. Contracts with other State of Illinois agencies such as the Department of Natural Resources or the Capital Development Board must be included. Bidders who submit Affidavits of Availability are suggested to use Option II.

Option II: If the bidder is required and has submitted an Affidavit of Availability in order to obtain authorization to bid, the bidder may write or type "See Affidavit of Availability" which indicates that the Affidavit of Availability is incorporated by reference and includes all non-IDOT State of Illinois agency pending contracts, leases, bids, proposals, and other ongoing procurement relationships. For any contracts that are not covered by the Affidavit of Availability, the bidder must identify them on Form B or on an attached sheet(s). These might be such things as leases.

D. Bidders Submitting More Than One Bid

Bidders submitting multiple bids may submit one set of forms consisting of all required Form A disclosures and one Form B for use with all bids. Please indicate in the space provided below the bid item that contains the original disclosure forms and the bid items which incorporate the forms by reference.

- The bid submitted for letting item _____ contains the Form A disclosures or Certification Statement and the Form B disclosures. The following letting items incorporate the said forms by reference:

**ILLINOIS DEPARTMENT
OF TRANSPORTATION**

**Form A
Financial Information &
Potential Conflicts of Interest
Disclosure**

| | | |
|------------------|---------------|---------------------------|
| Contractor Name | | |
| Legal Address | | |
| City, State, Zip | | |
| Telephone Number | Email Address | Fax Number (if available) |

Disclosure of the information contained in this Form is required by the Section 50-35 of the Illinois Procurement Code (30 ILCS 500). Vendors desiring to enter into a contract with the State of Illinois must disclose the financial information and potential conflict of interest information as specified in this Disclosure Form. This information shall become part of the publicly available contract file. This Form A must be completed for bids in excess of \$10,000, and for all open-ended contracts. **A publicly traded company may submit a 10K disclosure (or equivalent if applicable) in satisfaction of the requirements set forth in Form A. See Disclosure Form Instructions.**

DISCLOSURE OF FINANCIAL INFORMATION

1. Disclosure of Financial Information. The individual named below has an interest in the BIDDER (or its parent) in terms of ownership or distributive income share in excess of 5%, or an interest which has a value of more than \$102,600.00 (60% of the Governor's salary as of 7/1/07). **(Make copies of this form as necessary and attach a separate Disclosure Form A for each individual meeting these requirements)**

FOR INDIVIDUAL (type or print information)

NAME: _____

ADDRESS _____

Type of ownership/distributable income share:

stock _____ sole proprietorship _____ Partnership _____ other: (explain on separate sheet):
% or \$ value of ownership/distributable income share: _____

2. Disclosure of Potential Conflicts of Interest. Check "Yes" or "No" to indicate which, if any, of the following potential conflict of interest relationships apply. If the answer to any question is "Yes", please attach additional pages and describe.

(a) State employment, currently or in the previous 3 years, including contractual employment of services. Yes ___ No ___

If your answer is yes, please answer each of the following questions.

1. Are you currently an officer or employee of either the Capitol Development Board or the Illinois Toll Highway Authority? Yes ___ No ___

2. Are you currently appointed to or employed by any agency of the State of Illinois? If you are currently appointed to or employed by any agency of the State of Illinois, and your annual salary exceeds \$102,600.00, (60% of the Governor's salary as of 7/1/07) provide the name the State agency for which you are employed and your annual salary. _____

RETURN WITH BID/OFFER

- 3. If you are currently appointed to or employed by any agency of the State of Illinois, and your annual salary exceeds \$102,600.00, (60% of the Governor's salary as of 7/1/07) are you entitled to receive (i) more than 7 1/2% of the total distributable income of your firm, partnership, association or corporation, or (ii) an amount in excess of the salary of the Governor? Yes ___ No ___
- 4. If you are currently appointed to or employed by any agency of the State of Illinois, and your annual salary exceeds \$102,600.00, (60% of the Governor's salary as of 7/1/07) are you and your spouse or minor children entitled to receive (i) more than 15 % in the aggregate of the total distributable income of your firm, partnership, association or corporation, or (ii) an amount in excess of 2 times the salary of the Governor? Yes ___ No ___

(b) State employment of spouse, father, mother, son, or daughter, including contractual employment services in the previous 2 years.

Yes ___ No ___

If your answer is yes, please answer each of the following questions.

- 1. Is your spouse or any minor children currently an officer or employee of the Capitol Development Board or the Illinois Toll Highway Authority? Yes ___ No ___
- 2. Is your spouse or any minor children currently appointed to or employed by any agency of the State of Illinois? If your spouse or minor children is/are currently appointed to or employed by any agency of the State of Illinois, and his/her annual salary exceeds \$102,600.00, (60 % of the Governor's salary as of 7/1/07) provide the name of your spouse and/or minor children, the name of the State agency for which he/she is employed and his/her annual salary. _____
- 3. If your spouse or any minor children is/are currently appointed to or employed by any agency of the State of Illinois, and his/her annual salary exceeds \$102,600.00, (60% of the salary of the Governor as of 7/1/07) are you entitled to receive (i) more then 71/2% of the total distributable income of your firm, partnership, association or corporation, or (ii) an amount in excess of the salary of the Governor? Yes ___ No ___
- 4. If your spouse or any minor children are currently appointed to or employed by any agency of the State of Illinois, and his/her annual salary exceeds \$102,600.00, (60% of the Governor's salary as of 7/1/07) are you and your spouse or minor children entitled to receive (i) more than 15 % in the aggregate of the total distributable income of your firm, partnership, association or corporation, or (ii) an amount in excess of 2 times the salary of the Governor? Yes ___ No ___

(c) Elective status; the holding of elective office of the State of Illinois, the government of the United States, any unit of local government authorized by the Constitution of the State of Illinois or the statutes of the State of Illinois currently or in the previous 3 years.

Yes ___ No ___

(d) Relationship to anyone holding elective office currently or in the previous 2 years; spouse, father, mother, son, or daughter.

Yes ___ No ___

(e) Appointive office; the holding of any appointive government office of the State of Illinois, the United States of America, or any unit of local government authorized by the Constitution of the State of Illinois or the statutes of the State of Illinois, which office entitles the holder to compensation in excess of the expenses incurred in the discharge of that office currently or in the previous 3 years.

Yes ___ No ___

(f) Relationship to anyone holding appointive office currently or in the previous 2 years; spouse, father, mother, son, or daughter.

Yes ___ No ___

(g) Employment, currently or in the previous 3 years, as or by any registered lobbyist of the State government.

Yes ___ No ___

RETURN WITH BID/OFFER

(h) Relationship to anyone who is or was a registered lobbyist in the previous 2 years; spouse, father, mother, son, or daughter. Yes ___ No ___

(i) Compensated employment, currently or in the previous 3 years, by any registered election or reelection committee registered with the Secretary of State or any county clerk of the State of Illinois, or any political action committee registered with either the Secretary of State or the Federal Board of Elections. Yes ___ No ___

(j) Relationship to anyone; spouse, father, mother, son, or daughter; who was a compensated employee in the last 2 years by any registered election or re-election committee registered with the Secretary of State or any county clerk of the State of Illinois, or any political action committee registered with either the Secretary of State or the Federal Board of Elections. Yes ___ No ___

APPLICABLE STATEMENT

This Disclosure Form A is submitted on behalf of the INDIVIDUAL named on previous page.

Completed by: _____ Date _____
Signature of Individual or Authorized Representative

NOT APPLICABLE STATEMENT

I have determined that no individuals associated with this organization meet the criteria that would require the completion of this Form A.

This Disclosure Form A is submitted on behalf of the CONTRACTOR listed on the previous page.

_____ Date _____
Signature of Authorized Representative

RETURN WITH BID/OFFER

ILLINOIS DEPARTMENT
OF TRANSPORTATION

Form B
Other Contracts &
Procurement Related Information
Disclosure

| | | |
|------------------|---------------|---------------------------|
| Contractor Name | | |
| Legal Address | | |
| City, State, Zip | | |
| Telephone Number | Email Address | Fax Number (if available) |

Disclosure of the information contained in this Form is required by the Section 50-35 of the Illinois Procurement Act (30 ILCS 500). This information shall become part of the publicly available contract file. This Form B must be completed for bids in excess of \$10,000, and for all open-ended contracts.

DISCLOSURE OF OTHER CONTRACTS AND PROCUREMENT RELATED INFORMATION

1. Identifying Other Contracts & Procurement Related Information. The BIDDER shall identify whether it has any pending contracts (including leases), bids, proposals, or other ongoing procurement relationship with any other State of Illinois agency: Yes ___ No ___

If "No" is checked, the bidder only needs to complete the signature box on the bottom of this page.

2. If "Yes" is checked. Identify each such relationship by showing State of Illinois agency name and other descriptive information such as bid or project number (attach additional pages as necessary). SEE DISCLOSURE FORM INSTRUCTIONS:

THE FOLLOWING STATEMENT MUST BE CHECKED

| | | |
|--------------------------|--|-------|
| <input type="checkbox"/> | _____ | _____ |
| | Signature of Authorized Representative | Date |

RETURN WITH BID

SPECIAL NOTICE TO CONTRACTORS

The following requirements of the Illinois Department of Human Rights' Rules and Regulations are applicable to bidders on all construction contracts advertised by the Illinois Department of Transportation:

CONSTRUCTION EMPLOYEE UTILIZATION PROJECTION

- (a) All bidders on construction contracts shall complete and submit, along with and as part of their bids, a Bidder's Employee Utilization Form (Form BC-1256) setting forth a projection and breakdown of the total workforce intended to be hired and/or allocated to such contract work by the bidder including a projection of minority and female employee utilization in all job classifications on the contract project.
- (b) The Department of Transportation shall review the Employee Utilization Form, and workforce projections contained therein, of the contract awardee to determine if such projections reflect an underutilization of minority persons and/or women in any job classification in accordance with the Equal Employment Opportunity Clause and Section 7.2 of the Illinois Department of Human Rights' Rules and Regulations for Public Contracts adopted as amended on September 17, 1980. If it is determined that the contract awardee's projections reflect an underutilization of minority persons and/or women in any job classification, it shall be advised in writing of the manner in which it is underutilizing and such awardee shall be considered to be in breach of the contract unless, prior to commencement of work on the contract project, it submits revised satisfactory projections or an acceptable written affirmative action plan to correct such underutilization including a specific timetable geared to the completion stages of the contract.
- (c) The Department of Transportation shall provide to the Department of Human Rights a copy of the contract awardee's Employee Utilization Form, a copy of any required written affirmative action plan, and any written correspondence related thereto. The Department of Human Rights may review and revise any action taken by the Department of Transportation with respect to these requirements.

RETURN WITH BID



Contract No. 70666
MCLEAN County
Section D5 BRIDGE PAINTING 2008
Route FAI-55
District 5 Construction Funds

PART I. IDENTIFICATION

Dept. Human Rights # _____ Duration of Project: _____
 Name of Bidder: _____

PART II. WORKFORCE PROJECTION

A. The undersigned bidder has analyzed minority group and female populations, unemployment rates and availability of workers for the location in which this contract work is to be performed, and for the locations from which the bidder recruits employees, and hereby submits the following workforce projection including a projection for minority and female employee utilization in all job categories in the workforce to be allocated to this contract:

TABLE A

| TOTAL Workforce Projection for Contract | | | | | | | | | | | | |
|---|-----------------|---|--------------------|---|----------|---|---------------|---|-------------|---|---------------------|---|
| JOB CATEGORIES | TOTAL EMPLOYEES | | MINORITY EMPLOYEES | | | | | | TRAINEES | | | |
| | | | BLACK | | HISPANIC | | *OTHER MINOR. | | APPRENTICES | | ON THE JOB TRAINEES | |
| | M | F | M | F | M | F | M | F | M | F | M | F |
| OFFICIALS (MANAGERS) | | | | | | | | | | | | |
| SUPERVISORS | | | | | | | | | | | | |
| FOREMEN | | | | | | | | | | | | |
| CLERICAL | | | | | | | | | | | | |
| EQUIPMENT OPERATORS | | | | | | | | | | | | |
| MECHANICS | | | | | | | | | | | | |
| TRUCK DRIVERS | | | | | | | | | | | | |
| IRONWORKERS | | | | | | | | | | | | |
| CARPENTERS | | | | | | | | | | | | |
| CEMENT MASONS | | | | | | | | | | | | |
| ELECTRICIANS | | | | | | | | | | | | |
| PIPEFITTERS, PLUMBERS | | | | | | | | | | | | |
| PAINTERS | | | | | | | | | | | | |
| LABORERS, SEMI-SKILLED | | | | | | | | | | | | |
| LABORERS, UNSKILLED | | | | | | | | | | | | |
| TOTAL | | | | | | | | | | | | |

TABLE B

| CURRENT EMPLOYEES TO BE ASSIGNED TO CONTRACT | | | |
|--|---|--------------------|---|
| TOTAL EMPLOYEES | | MINORITY EMPLOYEES | |
| M | F | M | F |
| | | | |
| | | | |
| | | | |
| | | | |
| | | | |
| | | | |
| | | | |
| | | | |
| | | | |
| | | | |
| | | | |
| | | | |
| | | | |
| | | | |
| | | | |
| | | | |
| | | | |
| | | | |
| | | | |

TABLE C

| TOTAL Training Projection for Contract | | | | | | | | |
|--|-----------------|---|-------|---|----------|---|---------------|---|
| EMPLOYEES IN TRAINING | TOTAL EMPLOYEES | | BLACK | | HISPANIC | | *OTHER MINOR. | |
| | M | F | M | F | M | F | M | F |
| APPRENTICES | | | | | | | | |
| ON THE JOB TRAINEES | | | | | | | | |

* Other minorities are defined as Asians (A) or Native Americans (N).
 Please specify race of each employee shown in Other Minorities column.

FOR DEPARTMENT USE ONLY

Note: See instructions on page 2

RETURN WITH BID

**Contract No. 70666
MCLEAN County
Section D5 BRIDGE PAINTING 2008
Route FAI-55
District 5 Construction Funds**

PART II. WORKFORCE PROJECTION - continued

- B. Included in "Total Employees" under Table A is the total number of **new hires** that would be employed in the event the undersigned bidder is awarded this contract.

The undersigned bidder projects that: (number) _____ new hires would be recruited from the area in which the contract project is located; and/or (number) _____ new hires would be recruited from the area in which the bidder's principal office or base of operation is located.

- C. Included in "Total Employees" under Table A is a projection of numbers of persons to be employed directly by the undersigned bidder as well as a projection of numbers of persons to be employed by subcontractors.

The undersigned bidder estimates that (number) _____ persons will be directly employed by the prime contractor and that (number) _____ persons will be employed by subcontractors.

PART III. AFFIRMATIVE ACTION PLAN

- A. The undersigned bidder understands and agrees that in the event the foregoing minority and female employee utilization projection included under **PART II** is determined to be an underutilization of minority persons or women in any job category, and in the event that the undersigned bidder is awarded this contract, he/she will, prior to commencement of work, develop and submit a written Affirmative Action Plan including a specific timetable (geared to the completion stages of the contract) whereby deficiencies in minority and/or female employee utilization are corrected. Such Affirmative Action Plan will be subject to approval by the contracting agency and the **Department of Human Rights**.
- B. The undersigned bidder understands and agrees that the minority and female employee utilization projection submitted herein, and the goals and timetable included under an Affirmative Action Plan if required, are deemed to be part of the contract specifications.

Company _____ Telephone Number _____

Address _____

NOTICE REGARDING SIGNATURE

The Bidder's signature on the Proposal Signature Sheet will constitute the signing of this form. The following signature block needs to be completed if revisions are required.

Signature: _____ Title: _____ Date: _____

- Instructions: All tables must include subcontractor personnel in addition to prime contractor personnel.
- Table A - Include both the number of employees that would be hired to perform the contract work and the total number currently employed (Table B) that will be allocated to contract work, and include all apprentices and on-the-job trainees. The "Total Employees" column should include all employees including all minorities, apprentices and on-the-job trainees to be employed on the contract work.
 - Table B - Include all employees currently employed that will be allocated to the contract work including any apprentices and on-the-job trainees currently employed.
 - Table C - Indicate the racial breakdown of the total apprentices and on-the-job trainees shown in Table A.

RETURN WITH BID

**Contract No. 70666
MCLEAN County
Section D5 BRIDGE PAINTING 2008
Route FAI-55
District 5 Construction Funds**

PROPOSAL SIGNATURE SHEET

The undersigned bidder hereby makes and submits this bid on the subject Proposal, thereby assuring the Department that all requirements of the Invitation for Bids and rules of the Department have been met, that there is no misunderstanding of the requirements of paragraph 3 of this Proposal, and that the contract will be executed in accordance with the rules of the Department if an award is made on this bid.

Firm Name _____
(IF AN INDIVIDUAL) Signature of Owner _____
Business Address _____

Firm Name _____
By _____
(IF A CO-PARTNERSHIP) Business Address _____

Name and Address of All Members of the Firm:

Corporate Name _____
By _____
Signature of Authorized Representative _____
Typed or printed name and title of Authorized Representative _____
(IF A CORPORATION) Attest _____
Signature _____
(IF A JOINT VENTURE, USE THIS SECTION
FOR THE MANAGING PARTY AND THE
SECOND PARTY SHOULD SIGN BELOW) Business Address _____

Corporate Name _____
By _____
Signature of Authorized Representative _____
Typed or printed name and title of Authorized Representative _____
(IF A JOINT VENTURE) Attest _____
Signature _____
Business Address _____

If more than two parties are in the joint venture, please attach an additional signature sheet.



**Illinois Department
of Transportation**

Return with Bid

**Division of Highways
Proposal Bid Bond
(Effective November 1, 1992)**

Item No. _____

Letting Date _____

KNOW ALL MEN BY THESE PRESENTS, That We _____

as PRINCIPAL, and _____

_____ as SURETY, are held jointly, severally and firmly bound unto the STATE OF ILLINOIS in the penal sum of 5 percent of the total bid price, or for the amount specified in Article 102.09 of the "Standard Specifications for Road and Bridge Construction" in effect on the date of invitation for bids, whichever is the lesser sum, well and truly to be paid unto said STATE OF ILLINOIS, for the payment of which we bind ourselves, our heirs, executors, administrators, successors and assigns.

THE CONDITION OF THE FOREGOING OBLIGATION IS SUCH, that whereas, the PRINCIPAL has submitted a bid proposal to the STATE OF ILLINOIS, acting through the Department of Transportation, for the improvement designated by the Transportation Bulletin Item Number and Letting Date indicated above.

NOW, THEREFORE, if the Department shall accept the bid proposal of the PRINCIPAL; and if the PRINCIPAL shall, within the time and as specified in the bidding and contract documents, submit a DBE Utilization Plan that is accepted and approved by the Department; and if, after award by the Department, the PRINCIPAL shall enter into a contract in accordance with the terms of the bidding and contract documents including evidence of the required insurance coverages and providing such bond as specified with good and sufficient surety for the faithful performance of such contract and for the prompt payment of labor and material furnished in the prosecution thereof; or if, in the event of the failure of the PRINCIPAL to make the required DBE submission or to enter into such contract and to give the specified bond, the PRINCIPAL pays to the Department the difference not to exceed the penalty hereof between the amount specified in the bid proposal and such larger amount for which the Department may contract with another party to perform the work covered by said bid proposal, then this obligation shall be null and void, otherwise, it shall remain in full force and effect.

IN THE EVENT the Department determines the PRINCIPAL has failed to comply with any requirement as set forth in the preceding paragraph, then Surety shall pay the penal sum to the Department within fifteen (15) days of written demand therefor. If Surety does not make full payment within such period of time, the Department may bring an action to collect the amount owed. Surety is liable to the Department for all its expenses, including attorney's fees, incurred in any litigation in which it prevails either in whole or in part.

In TESTIMONY WHEREOF, the said PRINCIPAL and the said SURETY have caused this instrument to be signed by their respective officers this _____ day of _____ A.D., _____.

PRINCIPAL

(Company Name)

(Company Name)

By: _____
(Signature & Title)

By: _____
(Signature of Attorney-in-Fact)

Notary Certification for Principal and Surety

STATE OF ILLINOIS,

County of _____

I, _____, a Notary Public in and for said County, do hereby certify that

_____ and _____
(Insert names of individuals signing on behalf of PRINCIPAL & SURETY)

who are each personally known to me to be the same persons whose names are subscribed to the foregoing instrument on behalf of PRINCIPAL and SURETY, appeared before me this day in person and acknowledged respectively, that they signed and delivered said instrument as their free and voluntary act for the uses and purposes therein set forth.

Given under my hand and notarial seal this _____ day of _____ A.D. _____

My commission expires _____

Notary Public

In lieu of completing the above section of the Proposal Bid Form, the Principal may file an Electronic Bid Bond. By signing the proposal and marking the check box next to the Signature and Title line below, the Principal is ensuring the identified electronic bid bond has been executed and the Principal and Surety are firmly bound unto the State of Illinois under the conditions of the bid bond as shown above.

Electronic Bid Bond ID#

Company / Bidder Name



Signature and Title

PROPOSAL ENVELOPE



PROPOSALS

for construction work advertised for bids by the
Illinois Department of Transportation

| Item No. | Item No. | Item No. |
|----------|----------|----------|
| | | |
| | | |
| | | |
| | | |

Submitted By:

| |
|-----------|
| Name: |
| Address: |
| |
| |
| Phone No. |

Bidders should use an IDOT proposal envelope or affix this form to the front of a 10" x 13" envelope for the submittal of bids. If proposals are mailed, they should be enclosed in a second or outer envelope addressed to:

Engineer of Design and Environment - Room 326
Illinois Department of Transportation
2300 South Dirksen Parkway
Springfield, Illinois 62764

NOTICE

Individual bids, including Bid Bond and/or supplemental information if required, should be securely stapled.

CONTRACTOR OFFICE COPY OF CONTRACT SPECIFICATIONS

NOTICE

None of the following material needs to be returned with the bid package unless the special provisions require documentation and/or other information to be submitted.

**Contract No. 70666
MCLEAN County
Section D5 BRIDGE PAINTING 2008
Route FAI-55
District 5 Construction Funds**



Illinois Department of Transportation



NOTICE TO BIDDERS

1. **TIME AND PLACE OF OPENING BIDS.** Sealed proposals for the improvement described herein will be received by the Department of Transportation at the Harry R. Hanley Building, 2300 South Dirksen Parkway, in Springfield, Illinois until 10:00 o'clock a.m., June 13, 2008. All bids will be gathered, sorted, publicly opened and read in the auditorium at the Department of Transportation's Harry R. Hanley Building shortly after the 10:00 a.m. cut off time.

2. **DESCRIPTION OF WORK.** The proposed improvement is identified and advertised for bids in the Invitation for Bids as:

**Contract No. 70666
MCLEAN County
Section D5 BRIDGE PAINTING 2008
Route FAI-55
District 5 Construction Funds**

This project consists of cleaning and painting four Structures on interstate 55 in McLean County.

3. **INSTRUCTIONS TO BIDDERS.** (a) This Notice, the invitation for bids, proposal and letter of award shall, together with all other documents in accordance with Article 101.09 of the Standard Specifications for Road and Bridge Construction, become part of the contract. Bidders are cautioned to read and examine carefully all documents, to make all required inspections, and to inquire or seek explanation of the same prior to submission of a bid.

(b) State law, and, if the work is to be paid wholly or in part with Federal-aid funds, Federal law requires the bidder to make various certifications as a part of the proposal and contract. By execution and submission of the proposal, the bidder makes the certification contained therein. A false or fraudulent certification shall, in addition to all other remedies provided by law, be a breach of contract and may result in termination of the contract.

4. **AWARD CRITERIA AND REJECTION OF BIDS.** This contract will be awarded to the lowest responsive and responsible bidder considering conformity with the terms and conditions established by the Department in the rules, Invitation for Bids and contract documents. The issuance of plans and proposal forms for bidding based upon a prequalification rating shall not be the sole determinant of responsibility. The Department reserves the right to determine responsibility at the time of award, to reject any or all proposals, to readvertise the proposed improvement, and to waive technicalities.

By Order of the
Illinois Department of Transportation

Milton R. Sees, Secretary

BD 351 (Rev. 01/2003)

INDEX
FOR
SUPPLEMENTAL SPECIFICATIONS
AND RECURRING SPECIAL PROVISIONS

Adopted January 1, 2008

This index contains a listing of SUPPLEMENTAL SPECIFICATIONS and frequently used RECURRING SPECIAL PROVISIONS.

ERRATA Standard Specifications for Road and Bridge Construction (Adopted 1-1-07) (Revised 1-1-08)

SUPPLEMENTAL SPECIFICATIONS

| <u>Std. Spec. Sec.</u> | <u>Page No.</u> |
|---|-----------------|
| 205 Embankment | 1 |
| 251 Mulch | 2 |
| 253 Planting Woody Plants | 3 |
| 280 Temporary Erosion Control | 5 |
| 443 Reflective Crack Control Treatment | 6 |
| 502 Excavation for Structures | 9 |
| 503 Concrete Structures | 10 |
| 505 Steel Structures | 11 |
| 540 Box Culverts | 12 |
| 633 Removing and Reerecting Guardrail and Terminals | 13 |
| 672 Sealing Abandoned Water Wells | 14 |
| 701 Work Zone Traffic Control and Protection | 15 |
| 838 Breakaway Devices | 16 |
| 1004 Coarse Aggregates | 17 |
| 1020 Portland Cement Concrete | 18 |
| 1022 Concrete Curing Materials | 20 |
| 1042 Precast Concrete Products | 21 |
| 1062 Reflective Crack Control System | 22 |
| 1069 Pole and Tower | 24 |
| 1081 Materials for Planting | 27 |
| 1083 Elastomeric Bearings | 29 |
| 1102 Hot-Mix Asphalt Equipment | 30 |

RECURRING SPECIAL PROVISIONS

The following RECURRING SPECIAL PROVISIONS indicated by an "X" are applicable to this contract and are included by reference:

| <u>CHECK SHEET #</u> | <u>PAGE NO.</u> |
|---|-----------------|
| 1 Additional State Requirements For Federal-Aid Construction Contracts (Eff. 2-1-69) (Rev. 1-1-07) | 31 |
| 2 Subletting of Contracts (Federal-Aid Contracts) (Eff. 1-1-88) (Rev. 5-1-93) | 33 |
| 3 X EEO (Eff. 7-21-78) (Rev. 11-18-80) | 34 |
| 4 X Specific Equal Employment Opportunity Responsibilities Non Federal-Aid Contracts (Eff. 3-20-69) (Rev. 1-1-94) | 44 |
| 5 X Required Provisions - State Contracts (Eff. 4-1-65) (Rev. 1-1-07) | 49 |
| 6 Reserved | 54 |
| 7 Reserved | 55 |
| 8 Haul Road Stream Crossings, Other Temporary Stream Crossings, and In-Stream Work Pads (Eff. 1-2-92) (Rev. 1-1-98) | 56 |
| 9 Construction Layout Stakes Except for Bridges (Eff. 1-1-99) (Rev. 1-1-07) | 57 |
| 10 Construction Layout Stakes (Eff. 5-1-93) (Rev. 1-1-07) | 60 |
| 11 Use of Geotextile Fabric for Railroad Crossing (Eff. 1-1-95) (Rev. 1-1-07) | 63 |
| 12 Subsealing of Concrete Pavements (Eff. 11-1-84) (Rev. 1-1-07) | 65 |
| 13 Hot-Mix Asphalt Surface Removal (Cold Milling) (Eff. 11-1-87) (Rev. 1-1-07) | 69 |
| 14 Pavement and Shoulder Resurfacing (Eff. 2-1-00) (Rev. 1-1-07) | 71 |
| 15 PCC Partial Depth Hot-Mix Asphalt Patching (Eff. 1-1-98) (Rev. 1-1-07) | 72 |
| 16 Patching with Hot-Mix Asphalt Overlay Removal (Eff. 10-1-95) (Rev. 1-1-07) | 74 |
| 17 Polymer Concrete (Eff. 8-1-95) (Rev. 1-1-08) | 75 |
| 18 PVC Pipeliner (Eff. 4-1-04) (Rev. 1-1-07) | 77 |
| 19 Pipe Underdrains (Eff. 9-9-87) (Rev. 1-1-07) | 78 |
| 20 Guardrail and Barrier Wall Delineation (Eff. 12-15-93) (Rev. 1-1-97) | 79 |
| 21 Bicycle Racks (Eff. 4-1-94) (Rev. 1-1-07) | 83 |
| 22 Temporary Modular Glare Screen System (Eff. 1-1-00) (Rev. 1-1-07) | 85 |
| 23 Temporary Portable Bridge Traffic Signals (Eff. 8-1-03) (Rev. 1-1-07) | 87 |
| 24 Work Zone Public Information Signs (Eff. 9-1-02) (Rev. 1-1-07) | 89 |
| 25 Night Time Inspection of Roadway Lighting (Eff. 5-1-96) | 90 |
| 26 English Substitution of Metric Bolts (Eff. 7-1-96) | 91 |
| 27 English Substitution of Metric Reinforcement Bars (Eff. 4-1-96) (Rev. 1-1-03) | 92 |
| 28 Calcium Chloride Accelerator for Portland Cement Concrete (Eff. 1-1-01) | 93 |
| 29 Quality Control of Concrete Mixtures at the Plant-Single A (Eff. 8-1-00) (Rev. 1-1-04) | 94 |
| 30 Quality Control of Concrete Mixtures at the Plant-Double A (Eff. 8-1-00) (Rev. 1-1-04) | 100 |
| 31 Quality Control/Quality Assurance of Concrete Mixtures (Eff. 4-1-92) (Rev. 1-1-07) | 108 |

TABLE OF CONTENTS

| | |
|--|----|
| INTENT OF PROJECT | 1 |
| DESCRIPTION OF PROJECT | 1 |
| TRAFFIC CONTROL PLAN | 1 |
| CHANGEABLE MESSAGE SIGN: | 2 |
| PROJECT WORK HOURS | 3 |
| WARRANTY FOR CLEANING AND PAINTING STEEL STRUCTURES | 4 |
| STATUS OF UTILITIES | 13 |
| CLEANING AND PAINTING EXISTING STEEL STRUCTURES | 13 |
| CONTAINMENT AND DISPOSAL OF LEAD PAINT CLEANING RESIDUES | 33 |
| EQUIPMENT RENTAL RATES (BDE)..... | 55 |
| ORGANIC ZINC-RICH PAINT SYSTEM (BDE)..... | 56 |
| PAYMENTS TO SUBCONTRACTORS (BDE) | 59 |
| REFLECTIVE SHEETING ON CHANNELIZING DEVICES (BDE) | 60 |
| SUBCONTRACTOR MOBILIZATION PAYMENTS (BDE) | 61 |
| WORKING DAYS (BDE) | 61 |

STATE OF ILLINOIS

SPECIAL PROVISIONS

The following Special Provisions supplement the "Standard Specifications for Road and Bridge Construction," adopted January 1, 2007, the latest edition of the "Manual on Uniform Traffic Control Devices for Streets and Highways," and the "Manual of Test Procedures for Materials" in effect on the date of invitation for bids, and the Supplemental Specifications and Recurring Special Provisions indicated on the Check Sheet included herein which apply to and govern the construction of D5 Bridge Painting 2008 and in case of conflict with any part or parts of said Specifications, the said Special Provisions shall take precedence and shall govern.

INTENT OF PROJECT

The intent of this project is to clean and paint four (4) existing structural steel bridges for improved maintenance with a minimum disruption to the motoring public and adjacent environment.

DESCRIPTION OF PROJECT

Clean, prime, and paint as per individual structure location, the structural steel on four (4) structures located on I-55 in McLean County, located in District Five.

TRAFFIC CONTROL PLAN

Eff. 09-11-90

Rev.: 01-06-99

Traffic control shall be in accordance with the applicable sections of the Standard Specifications for Road and Bridge Construction, the applicable guidelines contained in the Illinois Manual on Uniform Traffic Control Devices for Streets and Highways, these Special Provisions and any special details and highway standards contained herein and in the plans.

Special attention is called to Articles 107.09 and 107.14 of the Standard Specifications, the following Highway Standards relating to Traffic Control, and the listed Supplemental Specifications and Recurring Special Provisions.

Highway Standards: 701101 701106 701400 701406 702001 701411

Traffic: It is the intention of the Department that one lane be kept open to traffic at all times during the construction of this section.

The following traffic control standards shall be utilized during, but not limited to, the listed construction operations:

TRAFFIC CONTROL AND PROTECTION, STANDARD 701101:

Traffic Control and Protection Standard 701101 shall be used for storage of painting and blasting equipment while working on areas of the structure above the shoulder area and the abutment areas on multilane roadways, during working hours. Traffic Control and Protection, Standard 701101 will not be measured for payment.

TRAFFIC CONTROL AND PROTECTION, STANDARD 701106:

Traffic Control and Protection Standard 701106, shall be used where equipment can be placed 15' or greater off roadway on multilane roadways with speed limits greater than or equal to 45 mph. Traffic Control and Protection, Standard 701106 will not be measured for payment.

TRAFFIC CONTROL AND PROTECTION, STANDARD 701400:

Traffic Control and Protection Standard 701400 shall be used where at any time a lane is closed on I-57. Traffic Control and Protection, Standard 701400 will not be measured for payment.

TRAFFIC CONTROL AND PROTECTION, STANDARD 701406:

Traffic Control and Protection Standard 701406 shall be used for storage of wash, blast, recovery, and paint equipment, during working hours only, while items related to cleaning and painting are completed. Cones will be allowed during daytime operations.

All items required under Traffic Control and Protection Standard 701406 and those additional items listed above shall be included in the lump sum contract unit price for TRAFFIC CONTROL AND PROTECTION, STANDARD 701406. No additional compensation will be provided for compliance with this traffic control item.

TRAFFIC CONTROL AND PROTECTION, STANDARD 701411:

Traffic Control and Protection Standard 701411 shall be used when work involves the closure of a lane at a ramp interchange, while items related to cleaning and painting are completed at location #1.

All items required under Traffic Control and Protection Standard 701411 and those additional items listed above shall be included in the lump sum contract unit price for TRAFFIC CONTROL AND PROTECTION, STANDARD 701411 for each location specified in the plans. No additional compensation will be provided for compliance with this traffic control item.

CHANGEABLE MESSAGE SIGN:

Eff. 03-23-2004

Description. This work shall consist of furnishing, placing, and maintaining changeable message sign(s) at the location(s) shown on the plans or as directed by the Engineer.

The sign(s) shall be trailer mounted. The message panel shall be at least 7 ft (2.1 m) above the pavement, present a level appearance, and be capable of displaying up to eight characters in each of three lines at a time. Character height shall be 18 inches (450 mm).

The message panel shall be of either a bulb matrix or disc matrix design controlled by an onboard computer capable of storing a minimum of 99 programmed messages for instant recall. The computer shall be capable of being programmed to accept messages created by the operator via an alpha-numeric keyboard and able to flash any six messages in sequence. The message panel shall also be capable of being controlled by a computer from a remote location via a cellular linkage. The Contractor shall supply the modem, the cellular phone, and the necessary software to run the sign from a remote computer at a location designated by the Engineer. The Contractor shall promptly program and/or reprogram the computer to provide the messages as directed by the Engineer.

The message panel shall be visible from ¼ mile (400 m) under both day and night conditions. The letters shall be legible from 750 ft (250 m).

The sign shall include automatic dimming for nighttime operation and a power supply capable of providing 24 hours of uninterrupted service.

The Contractor shall provide all preventive maintenance efforts s(he) deems necessary to achieve uninterrupted service. If service is interrupted for any cause and not restored within 24 hours, the Engineer will cause such work to be performed as may be necessary to provide this service. The cost of such work shall be borne by the Contractor or deducted from current or future compensation due the Contractor.

When the sign(s) are displaying messages, they shall be considered a traffic control device. At all times when no message is displayed, they shall be considered equipment.

Basis of Payment. When portable changeable message signs are shown on the Standard, this work will not be paid for separately, but shall be considered as included in the cost of the Standard.

For all other portable changeable message signs, this work will be paid for at the contract unit price per CALENDAR DAY for CHANGEABLE MESSAGE SIGN. Any portion of one calendar day during which the sign is operated as directed by the Engineer shall be paid as one full calendar day.

PROJECT WORK HOURS

In addition to the requirements of Article 107.09 of the Standard Specifications, all work on this contract will be limited to the hours of 6:00 a.m. to 7:30 p.m., Monday through Saturday. Any work performed outside of the listed times will not be eligible for payment.

WARRANTY FOR CLEANING AND PAINTING STEEL STRUCTURES

Effective: March 3, 2000

Revised: November 24, 2004

Description. This work consists of providing a warranty for the cleaning and painting of existing steel structures as performed under the following pay items; CLEANING AND PAINTING STEEL BRIDGE and CONTAINMENT AND DISPOSAL OF LEAD PAINT CLEANING RESIDUES, and/or CONTAINMENT AND DISPOSAL OF NON-LEAD PAINT CLEANING RESIDUES at the designated location(s).

The Contractor shall unconditionally warrant to the Illinois Department of Transportation (IDOT) that all work completed under the above contract pay items, including all materials and workmanship furnished by the Contractor and subcontractors, shall comply with the Contract, and that the cleaning and painting system applied to the bridge be free of defects, as hereinafter defined for a period of two years after the Warranty Period Start Date.

The work associated with the above stated pay items shall be accomplished according to all contract documents and the Special Provisions for Cleaning and Painting Existing Steel Structures and Containment and Disposal of Lead Paint Cleaning Residues. Acceptance by the Engineer, of any portion of the work during the original contract for cleaning and painting, will not relieve the Contractor of the requirements of this warranty.

The Contractor guarantees that after receipt of notice from the Department as provided herein, he/she shall perform the warranty work specified in the notice in accordance with the original specifications including all necessary incidental work to complete the work and restore the complete facility. The Contractor shall also guarantee to repair all damage to adjoining structures caused by failure of the warranted work, including but not limited to removal, engineering, material procurement, reinstallation, or replacement all at the Contractor's cost and expense. The Department's remedies under this warranty are not exclusive but are in addition to any other remedies provided by this contract or law. The additional obligations undertaken by the Contractor to provide this express warranty and to perform in accordance herewith shall be secured by a performance and payment bond provided by the Contractor in a form furnished by the Department, and said bond to remain in full force and effect for the duration of the warranty period.

Definitions.

Conflict Resolution Team (CRT). A three-member team responsible for resolving disputes between the Department and the Contractor regarding any claims of non-compliance of the warranty requirements.

Warranty Bond. A bond that guarantees the cleaning and painting installed under the contract, against defects in materials and/or workmanship, which may develop after the Warranty Period Start Date for the specified Warranty Period. The warranty bond shall be in force continuously, from the date of the first Warranty Period Start Date, until release from the warranty on the last warranted portion of the work.

WARRANTY FOR CLEANING AND PAINTING STEEL STRUCTURES (cont.)

Warranted Distress. The cleaning and painting will be considered distressed if any occurrence of visible rust or rust breakthrough, paint blistering, peeling, or scaling are discovered during the Warranty Period.

Warranty Period. A two year duration initiating on the Warranty Period Start Date.

Warranty Period Start Date. The date the Engineer and Contractor document and execute the final inspection will constitute the start date for the warranty period for the project.

Under Contracts where the cleaning and painting of more than one structure is to be warranted under this item, the Warranty Period Start Date shall be the date the final inspection is executed for the last structure to be cleaned and painted.

Warranty Work. Corrective action taken to bring the Warranted Distress into compliance for release of the Warranty Bond. If corrective action is required for more than 40 percent of the structure during the warranty period, the paint system for the entire structure or structures shall be removed and replaced as directed by the Department.

Working Days. Any calendar day between May 1 and November 30 inclusive except Saturdays, Sundays, or legal holidays observed by the Contractor's entire workforce in Illinois.

Commencement of Warranty Period. At the final inspection according to Article 105.13, the Engineer and Contractor shall review the cleaning and painting for compliance with the contract, including any written documentation from the Contractor required by the contract. The Engineer and the Contractor shall document and execute the final inspection on a form furnished by the Department when the cleaning and painting of the structure(s) is determined by the Engineer to be in compliance with the Contract. This date is then the Warranty Period Start Date.

Acceptance by the Engineer of work that used material from deficient lots, or otherwise accepted per Article 105.03, will not relieve the Contractor of meeting the warranty requirements for the cleaning and painting of the structure(s).

Warranty Bond. The Contractor shall furnish the Department a performance and payment bond with good and sufficient sureties in the full amount equal to 20 percent of the as bid total for all the applicable pay items related to the cleaning and painting of the structure(s) in this contract as the penal sum. The surety shall be acceptable to the Department, shall waive notice of any changes and extensions of time, and shall submit its bond on the form furnished by the Department. The bond will ensure completion of required Warranty Work, including payments for all labor, equipment, materials, and closure periods used to remediate any Warranted Distress.

At the end of the two year Warranty Period and remedy of any distress occurring within the Warranty Period, the Contractor will be released, in writing, from further Warranty Work, provided all previous Warranty Work has been completed and approved by the Engineer.

Warranty Requirements. During the warranty period, the Contractor may monitor the warranted work using non-destructive procedures. All laboratories and equipment used for independent testing shall be approved by the Department.

The Department will notify the Contractor of the need for Warranty Work. If the Contractor disputes the Department's request for Warranty Work written notification of the dispute shall be provided to the Department within 30 days. However, any dispute by the Contractor shall be based on the appraisals and technical merit of a NACE Certified Inspector. If the Contractor and the Department are not able to resolve the matter between them, either party may seek resolution of the dispute by the Conflict Resolution Team (CRT). The Department will provide final notification to the Contractor within 14 days of receipt of the CRT's final judgment.

The Contractor shall perform Warranty Work promptly as defined in the notification. The notification will provide a requested start date for performance of Warranty Work covered by the notice, and a number of working days estimated to complete the Warranty Work. The Department and the Contractor may agree upon a start date and a reasonable period of performance to define prompt completion.

If the Contractor fails to promptly complete the warranty work specified in the notice or as specified by the CRT, or otherwise breaches its obligations under this provision, the Department may declare the Contractor to be in default, and may proceed to terminate the rights of the Contractor and to cause the completion of the work in the manner approved in Article 108.10 of the Standard Specifications. The Contractor agrees to indemnify and hold harmless the Department on account of default, including but not limited to the cost and expense of any future warranty work required.

The Contractor shall repair all distressed areas, identified by the Engineer, according to the original painting specifications. A repair procedure shall be submitted in writing to the Engineer for review and approval prior to commencing any work. All paint repair work will be done the same season as the inspection, unless the seasonal limitations stated in the painting specifications prevents the completion that season. In this case, the corrective work will be completed the following season. The Engineer shall be allowed full inspection of all operations and provided safe access to the areas being repaired.

The Contractor may perform preventative action with the approval of the Department, at no cost to the Department. Prior to proceeding with any work, the Contractor shall obtain a permit from the Department. A Traffic Control Plan shall be submitted and approved by the Department prior to any lane closures. The Department may restrict the time of work according to the traffic needs surrounding the structure.

Evaluation of the warranted work will be accomplished on a per bridge basis. Warranty work by the Contractor shall be approved by the Department and meet the same requirements of the original warranted work specified herein.

If warranty work or elective preventative action performed by the Contractor necessitates a corrective action to the structure, then such corrective action to those areas shall be the responsibility of the Contractor.

The Department may perform routine maintenance during the warranty such as Bridge washing, applying de-icing chemicals, repairs to safety appurtenances, etc. Such work shall not relieve the Contractor of their responsibilities as specified herein.

Rights and Responsibilities of the Department.

The Department:

- a. Is responsible for notifying the Contractor, in writing, of any required warranty work.
- b. Reserves the right to approve the date(s) and time(s) requested by the Contractor to perform preventative maintenance and warranty work.
- c. Reserves the right to approve all materials and methods used in preventative maintenance and warranty work.
- d. Reserves the right to determine if warranty work performed by the Contractor meets the contract requirements.
- e. Reserves the right to perform, or have performed, routine maintenance during the warranty period. This routine maintenance will not relieve the Contractor from meeting the warranty requirement of this Special Provision.
- f. Shall document the condition of the paint system prior to and after any warranty work.

Rights and Responsibilities of the Contractor.

The Contractor:

- a. Shall unconditionally warrant to the Department that the cleaning and painting of the structural steel shall be free of defects in materials and workmanship as defined by the warranty requirements as set forth above, for a period of two years from the Warranty Period Start Date for the project.
- b. Shall submit to the Department the warranty and the Warranty Bond, on forms furnished by the Department, prior to the Warranty Period Start Date.
- c. Is responsible for performing all warranty work, including, but not limited to, traffic control, obtaining railroad liability insurance where applicable at no additional cost to the Department.
- d. Shall retain all records for a period of one year beyond the end of the Warranty Period or the completion of any warranted repairs, whichever is later.
- e. Is responsible for replacing all temporary repairs, resulting from the painting system being in non-compliance with the warranty requirements, with Department approved materials and methods.
- f. Shall follow all traffic control and work zone safety requirements of the contract when any warranty work is performed.
- g. Shall complete all warranty work in a neat and uniform manner and shall meet the requirements specified in the contract.
- h. Is required to supply to the Department original documentation pursuant to Section 107 of the Standard Specifications that all insurance required by the contract is in effect during the period(s) that any warranty work is being performed.
- i. Shall notify the Department and shall submit a written course of action proposing appropriate corrective measures for the needed warranty work. Approval by the Department must be obtained prior to the anticipated commencement of any warranty work.

Conflict Resolution Team. The sole responsibility of the Conflict Resolution Team (CRT) is to provide a decision on disputed matters between the Department and the Contractor regarding the interpretation of non-compliance of the warranty requirements. It is the intention of the parties that the CRT be assembled with the full cooperation of both parties, and that the Contractor and Department will devote their full attention to the prompt consideration of the matter by the CRT. Neither party shall neglect its obligation of good faith hereunder nor shall unreasonable delay be imposed that would hinder the prompt decision of the CRT. The decision of the CRT shall be final and binding on the Contractor and Department.

The CRT will consist of three members:

- a. One selected, provided and compensated by the Department.
- b. One selected, provided and compensated by the Contractor.
- c. One third party, mutually selected by the Department and the Contractor. Compensation for the third party member will be equally shared by the Department and the Contractor.

The team members will be identified in writing at the preconstruction meeting and will be knowledgeable in the terms and conditions of this warranty, as well as the methods used to determine paint system distress. Changes to the team membership will be made in writing for the warranty period.

Basis of Payment. This work will be paid for at the contract unit price per lump sum for BRIDGE CLEANING AND PAINTING WARRANTY, at the designated location(s). Payment will be made at the commencement of the warranty period, after the Warranty Bond form has been submitted.

**ILLINOIS
DEPARTMENT OF TRANSPORTATION
DIVISION OF HIGHWAYS**

**WARRANTY
PAINT QUALITY
1 OF 2**

THIS WARRANTY, made by _____
(Contractor)

of _____ hereinafter
called "Warrantor", in favor of the Illinois Department of Transportation, hereinafter called
"Department";

WITNESSETH:

RECITALS:

The Department has contracted for the cleaning and painting structural steel on the
_____ Bridge(s) on the _____ Highway in
_____ County, Illinois.

Under the provision of Contract No. _____, pertaining in part to painting
of structural steel, entered into by

_____, and the Department,
(Contractor)

the _____ is required
(Contractor)

to furnish the Department a written warranty for the paint system warranting against defect as
stated in said contract for a period(s) of two years from the date(s) of final inspection by the

Engineer, of _____'s work under said contract.
(Contractor)

**ILLINOIS
DEPARTMENT OF TRANSPORTATION
DIVISION OF HIGHWAYS**

**WARRANTY
PAINT QUALITY
2 OF 2**

NOW, THEREFORE, in consideration of the foregoing, Warrantor hereby agrees and warrants that in every case in which any defect, as described in Contract Number

_____, occurs within said two years period(s), Warrantor shall, forthwith upon receipt of written notice of such defect, repair said defective area.

It is expressly understood and agreed that the warranty and obligations herein set forth are made and undertaken by warrantor to and for the benefit of the Department.

IN WITNESS WHEREOF, Warrantor have set his/her hands as of this

_____ day of _____, 20_____.

(Contractor)

ATTEST:

By: _____

Title: _____

**ILLINOIS
DEPARTMENT OF TRANSPORTATION
DIVISION OF HIGHWAYS**

**SUPPLEMENTAL PERFORMANCE BOND
1 OF 2**

KNOW ALL MEN BY THESE PRESENTS,

That we _____ as principal,

and _____ as surety, a corporation duly organized and existing under and by virtue of the laws of the State of

_____ and duly authorized to transact the business of surety in the State of Illinois, are jointly and severally held and bound unto the Illinois Department of

Transportation in the sum of _____ Dollars, for the payment of which we jointly and severally bind ourselves, our heirs and executors, administrators, successors and assigns firmly by these presents.

Whereas, the principal herein has, on the _____ day of _____, 20____, made and entered into a certain agreement with the State of Illinois, by and through the Illinois Department of Transportation, which agreement is more fully described as

_____ ,

Contract Number _____, underwhich agreement the principal agrees to furnish certain materials and to perform certain work which he agrees to do in accordance with the terms, conditions, and requirements as set out in said agreement, and whereas, in connection with said contract, the principal has executed a written warranty, a copy of which warranty is attached hereto and by this reference made a part hereof;

And, whereas, the principal has therein undertaken to warrant the work of cleaning and painting structural steel against any defects, as therein defined, for a period(s) of at least two years form the date(s) of final inspection of the project by the Engineer.

**ILLINOIS
DEPARTMENT OF TRANSPORTATION
DIVISION OF HIGHWAYS**

**SUPPLEMENTAL PERFORMANCE BOND
2 OF 2**

NOW, THEREFORE, THE CONDITION OF THIS BOND IS SUCH THAT if the principal herein shall faithfully and truly observe and comply with the terms of such warranty and shall well and truly perform all matters and things by him/her undertaken to be performed under said warranty upon the terms proposed therein and shall do all things required of said principal by the laws of this state and shall indemnify and save the harmless the State of Illinois and Illinois Department of Transportation against any direct or indirect damages of every kind and description that shall be suffered or claimed to be suffered in connection with or arising out of the performance of the said warranty by the Contractor or subcontractors, then this obligation is to be void, otherwise to remain in full force and effect.

In no event shall the obligations under this bond be terminated without written consent of Illinois Department of Transportation.

Signed and sealed this _____ day of _____, 20____.

SURETY _____ PRINCIPAL _____

BY _____ BY _____
(Attorney-in-fact) (Official Capacity)

Countersigned:

(Resident Agent) Attest: _____
(Secretary)

STATUS OF UTILITIES

| <u>Name & Address of Utility</u> | <u>Type</u> | <u>Location</u> | <u>Adjustment or Relocation</u> |
|--|-----------------------|-----------------|---|
| Traffic Ops. Eng. Illinois Department of Transportation 13473 IL Hwy 133 P.O. Box 610 Paris, IL 61944 (217) 465-4181 | IDOT owned facilities | | Not required |

Utility adjustments or relocations should not be required by this project. **The Illinois Underground Utility Facilities Damage Prevention Act** requires persons excavating to contact the one call system (J.U.L.I.E 800-892-0123 or 811) before digging.

NOTE: THE CONTRACTOR SHALL BE REQUIRED TO CONTACT THE ILLINOIS DEPARTMENT OF TRANSPORTATION FOR ANY HIGHWAY LIGHTING OR ELECTRICAL, WATER, OR OTHER CONDUITS OR PIPES ATTACHED TO STRUCTURE, AND TO PROTECT SAME FROM DAMAGE FROM HIS PAINTING AND BLASTING OPERATIONS.

Toll Free J.U.L.I.E. Telephone Number (800) 892-0123 or 811
* = J.U.L.I.E. Member

CLEANING AND PAINTING EXISTING STEEL STRUCTURES

Effective: October 2, 2001

Revised: June 1, 2007

Description This work shall consist of the preparation of all designated metal surfaces by the method(s) specified on the plans. This work also includes the painting of those designated surfaces with the paint system(s) specified on the plans. The Contractor shall furnish all materials, equipment, labor, and other essentials necessary to accomplish this work and all other work described herein and as directed by the Engineer.

Materials All materials to be used on an individual structure shall be produced by the same manufacturer.

The Bureau of Materials and Physical Research has established a list of all products that have met preliminary requirements. Each batch of material, except for the penetrating sealer, must be tested and approved before use. The specified colors shall be produced in the coating manufacturer's facility. Tinting of the coating after it leaves the manufacturer's facility is not allowed.

The paint materials shall meet the following requirements of the Standard Specification and as noted below:

| <u>Item</u> | <u>Article</u> |
|---|----------------|
| (a) Waterborne Acrylic | 1008.04 |
| (b) Aluminum Epoxy Mastic | 1008.03 |
| (c) Organic Zinc Rich Primer (Note 1) | |
| (d) Epoxy/ Aliphatic Urethane (Note 1) | |
| (e) Penetrating Sealer (Note 2) | |
| (f) Moisture Cured Zinc Rich Urethane Primer (Note 3) | |
| (g) Moisture Cured Aromatic/Aliphatic Urethane (Note 3) | |
| (h) Moisture Cured Penetrating Sealer (Note 4) | |

Note 1: These material requirements shall be according to the Special Provision for the Organic Zinc-Rich Paint System.

Note 2: The Epoxy Penetrating Sealer shall be a cross-linked multi component sealer. The sealer shall have the following properties:

- (a) The volume solids shall be 98 percent (plus or minus 2 percent).
- (b) Shall be clear or slightly tinted color.

Note 3: These material requirements shall be according to the Special Provision for the Moisture Cured Urethane Paint System.

Note 4: The Moisture Cured Penetrating Sealer manufacturer's certification will be required.

Submittals The Contractor shall submit for Engineer review and acceptance, the following plans and information for completing the work. The submittals shall be provided within 30 days of execution of the contract unless given written permission by the Engineer to submit them at a later date. Work cannot proceed until the submittals are accepted by the Engineer. Details for each of the plans are presented within the body of this specification.

- a) Contractor/Personnel Qualifications. Evidence of Contractor qualifications and the names, qualifications/experience/training of the personnel managing and implementing the Quality Control program and conducting the quality control tests.
- b) Quality Control (QC) Program. The QC Program shall identify the following; the instrumentation that will be used, a schedule of required measurements and observations, procedures for correcting unacceptable work, and procedures for improving surface preparation and painting quality as a result of quality control findings. The program shall incorporate at a minimum, the IDOT Quality Control Daily Report form as supplied by the Engineer.
- c) Inspection Access Plan. The inspection access plan for use by Contractor QC personnel for ongoing inspections and by the Engineer during Quality Assurance (QA) observations.
- d) Surface Preparation/Painting Plan. The surface preparation/painting plan shall include the methods of surface preparation and type of equipment to be utilized for washing, hand/power tool cleaning, removal of rust, mill scale, paint or foreign matter, abrasive

blast or water jetting, and remediation of chloride. If detergents, additives, or inhibitors are incorporated into the water, the Contractor shall include the names of the materials and Material Safety Data Sheets (MSDS). The Contractor shall identify the solvents proposed for solvent cleaning together with MSDS.

The plan shall also include the methods of coating application and equipment to be utilized.

If the Contractor proposes to heat or dehumidify the containment, the methods and equipment proposed for use shall be included in the Plan for the Engineer's consideration.

- e) Paint Manufacturer Certifications and Letters. When a sealer is used, the Contractor shall provide the manufacturer's certification of compliance with IDOT testing requirements listed under "Materials" above. A certification regarding the compatibility of the sealer with the specified paint system shall also be included.

When rust inhibitors are used, the Contractor shall provide a letter from the coating manufacturer indicating that the inhibitor is compatible with, and will not adversely affect the performance of the coating system.

If the use of a chemical soluble salt remover is proposed by the Contractor, provide a letter from the coating manufacturer indicating that the material will not adversely effect the performance of the coating system.

The paint manufacturer's application and thinning instructions, MSDS and product data sheets shall be provided, with specific attention drawn to storage temperatures, and the temperatures of the material, surface and ambient air at the time of application.

A letter or written instructions from the coating manufacturer shall be provided indicating the length of time that each coat must be protected from cold or inclement weather (e.g., exposure to rain) during its drying period.

- f) Abrasives. Abrasives to be used for abrasive blast cleaning, including MSDS. For expendable abrasives, the Contractor shall provide certification from the abrasive supplier that the abrasive meets the requirements of SSPC-AB1. For steel grit abrasives, the certification shall indicate that the abrasive meets the requirements of SSPC-AB3.
- g) Protective Coverings. Plan for containing or controlling paint debris (droplets, spills, overspray, etc.). Any tarpaulins or protective coverings proposed for use shall be fire retardant. For submittal requirements involving the containment used to remove lead paint, the Contractor shall refer to Special Provision for Containment and Disposal of Lead Paint Cleaning Residues.
- h) Progress Schedule. Progress schedule shall be submitted per Article 108.02 and shall identify all major work items (e.g., installation of rigging/containment, surface preparation, and coating application).

When the Engineer accepts the submittals, the Contractor will receive written notification. The Contractor shall not begin any paint removal work until the Engineer has accepted the submittals. The Contractor shall not construe Engineer acceptance of the submittals to imply approval of any particular method or sequence for conducting the work, or for addressing health and safety concerns. Acceptance of the programs does not relieve the Contractor from the responsibility to conduct the work according to the requirements of Federal, State, or Local regulations and this specification, or to adequately protect the health and safety of all workers involved in the project and any members of the public who may be affected by the project. The Contractor remains solely responsible for the adequacy and completeness of the programs and work practices, and adherence to them.

Contractor Qualifications Unless indicated otherwise in the contract plans, the painting Contractor shall possess current SSPC-QP1 and SSPC-QP2 certifications at the time of bid, and shall maintain certified status throughout the duration of the painting work under the contract.

Quality Control (QC) Inspections The Contractor shall perform first line, in process QC inspections. The Contractor shall implement the submitted and accepted QC Program to insure that the work accomplished complies with these specifications. The designated Quality Control inspector shall be onsite full time during any operations that affect the quality of the coating system (e.g., surface preparation and chloride remediation, coating mixing and application, and evaluations between coats and upon project completion). The Contractor shall use the IDOT Quality Control Daily Report form supplied by the Engineer to record the results of quality control tests. The completed reports shall be turned into the Engineer before work resumes the following day.

Contractor QC inspections shall include, but not be limited to the following:

- Suitability of protective coverings and the means employed to control project debris and paint spills, overspray, etc.
- Ambient conditions
- Surface preparation (solvent cleaning, pressure washing including chalk tests, hand/power tool or abrasive blast cleaning, etc.)
- Chloride remediation
- Coating application (specified materials, mixing, thinning, and wet/dry film thickness)
- Recoat times and cleanliness between coats
- Coating continuity and coverage (freedom from runs, sags, overspray, dryspray, pinholes, shadow-through, skips, misses, etc.)

The personnel managing the Contractor's QC Program shall possess a minimum classification as a National Association of Corrosion Engineers (NACE) Coating Inspector Level 2 - Certified, or shall provide evidence of successful inspection of 3 projects of similar or greater complexity and scope that have been completed in the last 2 years. References shall include the name, address, and telephone number of a contact person employed by the bridge owner.

The personnel performing the QC tests shall be trained in coatings inspection and the use of the testing instruments. Documentation of training shall be provided. The QC personnel shall not perform hands on surface preparation or painting activities. Painters shall perform wet film

thickness measurements, with QC personnel conducting random spot checks of the wet film. The Contractor shall not replace the QC personnel assigned to the project without advance notice to the Engineer, and acceptance of the replacement(s), by the Engineer.

The Contractor shall supply all necessary equipment to perform the QC inspections. Equipment shall include the following at a minimum:

- Psychrometer or comparable equipment for the measurement of dew point and relative humidity, together with all necessary weather bureau tables or psychrometric charts.
- Surface temperature thermometer
- Hypodermic Needle Pressure Gage for determining blasting pressure at the nozzle
- SSPC Visual Standards VIS 1, Guide and Reference Photographs for Steel Surfaces Prepared by Dry Abrasive Blast Cleaning; SSPC-VIS 3, Visual Standard for Power and Hand-Tool Cleaned Steel; SSPC-VIS 4, Guide and Reference Photographs for Steel Prepared by Water Jetting, and/or SSPC-VIS 5, Guide and Reference Photographs for Steel Prepared by Wet Abrasive Blast Cleaning, as applicable.
- Commercially available putty knife of a minimum thickness of 40 mils (1mm) and a width between 1 and 3 in. (25 and 75 mm). Note that the putty knife is only required for projects in which the existing coating is being feathered and must be tested with a dull putty knife.
- Testex Press-O-Film Replica Tape and Spring Micrometer
- Bresle Cell Kits or CHLOR*TEST kits for chloride determinations, or equivalent
- Wet Film Thickness Gage
- Blotter paper for compressed air cleanliness checks
- Type 2 Electronic Dry Film Thickness Gage per SSPC - PA2, Measurement of Dry Coating Thickness with magnetic Gages
- Calibration standards for dry film thickness gage
- Light meter for measuring light intensity during paint removal, painting, and inspection activities
- All applicable ASTM and SSPC Standards used for the work (reference list attached)

The instruments shall be calibrated by the Contractor's personnel according to the equipment manufacturer's recommendations and the Contractor's QC Program. All inspection equipment shall be made available to the Engineer for QA observations on an as needed basis.

Hold Point Notification. Specific inspection items throughout this specification are designated as Hold Points. Unless other arrangements are made at the project site, the Contractor shall provide the Engineer with a minimum 4-hour notification before a Hold Point inspection will be reached. If the 4-hour notification is provided and the Work is ready for inspection at that time, the Engineer will conduct the necessary observations. If the Work is not ready at the appointed time, unless other arrangements are made, an additional 4-hour notification is required. Permission to proceed beyond a Hold Point without a QA inspection will be granted solely at the discretion of the Engineer, and only on a case by case basis.

Quality Assurance (QA) Observations The Engineer will conduct QA observations of any or all phases of the work. The presence or activity of Engineer observations in no way relieves the Contractor of the responsibility to provide all necessary daily QC inspections of his/her own and to comply with all requirements of this Specification.

The Engineer has the right to reject any work that was performed without adequate provision for QA observations.

Inspection Access and Lighting The Contractor shall facilitate the Engineer's observations as required, including allowing ample time to view the work. The Contractor shall furnish, erect and move scaffolding or other mechanical equipment to permit close observation of all surfaces to be cleaned and painted. This equipment shall be provided during all phases of the work. Examples of acceptable access structures include:

- Mechanical lifting equipment, such as, scissor trucks, hydraulic booms, etc.
- Platforms suspended from the structure comprised of trusses or other stiff supporting members and including rails and kick boards.
- Simple catenary supports are permitted only if independent life lines for attaching a fall arrest system according to Occupational Safety and Health Administration (OSHA) regulations are provided.

When the surface to be inspected is more than 6 ft. (1.8 m) above the ground or water surface, and fall protection is not provided (e.g., guardrails are not provided), the Contractor shall provide the Engineer with a safety harness and a lifeline according to OSHA regulations. The lifeline and attachment shall not direct the fall into oncoming traffic. The Contractor shall provide a method of attaching the lifeline to the structure independent of the inspection facility or any support of the platform. When the inspection facility (e.g., platform) is more than 2 1/2 ft. (800 mm) above the ground, the Contractor shall provide an approved means of access onto the platform.

The Contractor shall provide artificial lighting in areas where natural light is inadequate, as determined by the Engineer, to allow proper cleaning, inspection, and painting. Illumination for inspection shall be at least 30 foot candles (325 LUX). Illumination for cleaning and painting, including the working platforms, access and entryways shall be at least 20 foot candles (215 LUX).

Surface Preparation and Painting Equipment All cleaning and painting equipment shall include gages capable of accurately measuring fluid and air pressures and shall have valves capable of regulating the flow of air, water or paint as recommended by the equipment manufacturer. The equipment shall be maintained in proper working order.

Diesel or gasoline powered equipment shall be positioned or vented in a manner to prevent deposition of combustion contaminants on any part of the structure.

Hand tools, power tools, pressure washing, water jetting, abrasive blast cleaning equipment, brushes, rollers, and spray equipment shall be of suitable size and capacity to perform the work required by this specification. All power tools shall be equipped with vacuums and High Efficiency Particulate Air (HEPA) filtration. Appropriate filters, traps and dryers shall be provided for the compressed air used for abrasive blast cleaning and conventional spray application. Paint pots shall be equipped with air operated continuous mixing devices unless prohibited by the coating manufacturer.

Test Sections. Prior to surface preparation, the Contractor shall prepare a test section(s) on each structure to be painted in a location(s) which the Engineer considers to be representative of the existing surface condition and steel type for the structure as a whole. More than one test section may be needed to represent the various design configurations of the structure. The purpose of the test section(s) is to demonstrate the use of the tools and degree of cleaning required (cleanliness and profile) for each method of surface preparation that will be used on the project. Each test section shall be approximately 10 sq. ft. (0.93 sq m). The test section(s) shall be prepared using the same equipment, materials and procedures as the production operations. The Contractor shall prepare the test section(s) to the specified level of cleaning according to the appropriate SSPC visual standards, modified as necessary to comply with the requirements of this specification. The written requirements of the specification prevail in the event of a conflict with the SSPC visual standards. Only after the test section(s) have been approved shall the Contractor proceed with surface preparation operations. Additional compensation will not be allowed the Contractor for preparation of the test section(s).

For the production cleaning operations, the specifications and written definitions, the test section(s), and the SSPC visual standards shall be used in that order for determining compliance with the contractual requirements.

Protective Coverings and Damage All portions of the structure that could be damaged by the surface preparation and painting operations (e.g., utilities), including any sound paint that is allowed to remain according to the contract documents, shall be protected by covering or shielding. Tarpaulins drop cloths, or other approved materials shall be employed. The Contractor shall comply with the provisions of the Illinois Environmental Protection Act. Paint drips, spills, and overspray are not permitted to escape into the air or onto any other surfaces or surrounding property not intended to be painted. Containment shall be used to control paint drips, spills, and overspray, and shall be dropped and all equipment secured when sustained wind speeds of 40 mph (64 kph) or greater occur, unless the containment design necessitates action at lower wind speeds. The contractor shall evaluate project-specific conditions to determine the specific type and extent of containment needed to control the paint emissions and shall submit a plan for containing or controlling paint debris (droplets, spills, overspray, etc.) to the Engineer for approval prior to starting the work. Approval shall not relieve the Contractor of their ultimate responsibility for controlling paint debris from escaping the work zone.

When the protective coverings need to be attached to the structure, they shall be attached by bolting, clamping, or similar means. Welding or drilling into the structure is prohibited unless approved by the Engineer in writing. When removing coatings containing lead the containment and disposal of the residues shall be as specified in the Special Provision for Containment and Disposal of Lead Paint Cleaning Residues contained elsewhere in this Contract. When removing coatings not containing lead the containment and disposal of the residues shall be as specified in the Special Provision for Containment and Disposal of Non-Lead Paint Cleaning Residues contained elsewhere in this Contract.

The Contractor shall be responsible for any damage caused to persons, vehicles, or property, except as indemnified by the Response Action Contractor Indemnification Act. Whenever the intended purposes of the controls or protective devices used by the Contractor are not being accomplished, as determined by the Engineer, work shall be immediately suspended until corrections are made. Damage to vehicles or property shall be repaired by the Contractor at the Contractor's expense. Painted surfaces damaged by any Contractor's operation shall be repaired, removed and/or repainted, as directed by the Engineer, at the Contractor's expense.

Weather Conditions Surfaces to be painted after cleaning shall remain free of moisture and other contaminants. The Contractor shall control his/her operations to insure that dust, dirt, or moisture do not come in contact with surfaces cleaned or painted that day.

- a) The surface temperature shall be at least 5°F (3°C) above the dew point during final surface preparation operations. The manufacturers' published literature shall be followed for specific temperature, dew point, and humidity restrictions during the application of each coat.
- b) If the Contractor proposes to control the weather conditions inside containment, proposed methods and equipment for heating and/or dehumidification shall be included in the work plans for the Engineer's consideration. Any heating/dehumidification proposals accepted by the Engineer shall be implemented at no additional cost to the department.
- c) Cleaning and painting shall be done between April 15 and October 31 unless authorized otherwise by the Engineer in writing.

The Contractor shall monitor temperature, dew point, and relative humidity every 4 hours during surface preparation and coating application in the specific areas where the work is being performed. The frequency of monitoring shall increase if weather conditions are changing. If the weather conditions after application and during drying are forecast to be outside the acceptable limits established by the coating manufacturer, coating application shall not proceed. If the weather conditions are forecast to be borderline relative to the limits established by the manufacturer, monitoring shall continue at a minimum of 4-hour intervals throughout the drying period. The Engineer has the right to reject any work that was performed, or drying that took place, under unfavorable weather conditions. Rejected work shall be removed, recleaned, and repainted at the Contractor's expense.

Compressed Air Cleanliness Prior to using compressed air for abrasive blast cleaning, blowing down the surfaces, and painting with conventional spray, the Contractor shall verify that the compressed air is free of moisture and oil contamination according to the requirements of ASTM D 4285. The tests shall be conducted at least one time each shift for each compressor system in operation. If air contamination is evident, the Contractor shall change filters, clean traps, add moisture separators or filters, or make other adjustments as necessary to achieve clean, dry air. The Contractor shall also examine the work performed since the last acceptable test for evidence of defects or contamination caused by the compressed air. Effected work shall be repaired at the Contractor's expense.

Low Pressure Water Cleaning and Solvent Cleaning (HOLD POINT). The Contractor shall notify the Engineer 24 hours in advance of beginning surface preparation operations.

- a) Water Cleaning of Lead Containing Coatings Prior to Overcoating. Prior to initiating any mechanical cleaning such as hand/power tool cleaning on surfaces that are painted with lead, all surfaces to be prepared and painted, and the tops of pier and abutment caps shall be washed. Washing is not required if the surfaces will be prepared by water jetting.

Washing shall involve the use of potable water at a minimum of 1000 psi (7 MPa) and less than 5000 psi (34 MPa) according to "Low Pressure Water Cleaning" of SSPC-SP12. Paint spray equipment shall not be used to perform the water cleaning. The

cleaning shall be performed in such a manner as to remove dust, dirt, chalk, insect and animal nests, bird droppings, loose paint and other foreign matter prior to solvent cleaning. The water, debris, and any loose paint removed by water cleaning shall be collected for proper disposal. The washing shall be completed no more than 2 weeks prior to surface preparation.

If detergents or other additives are added to the water, the detergents/additives shall be included in the submittals and not used until accepted by the Engineer. When detergents or additives are used, the surface shall be rinsed with potable water before the detergent water dries.

After washing has been accepted by the Engineer, all traces of asphaltic cement, oil, grease, diesel fuel deposits, and other soluble contaminants which remain on the steel surfaces to be painted shall be removed by solvent cleaning according to SSPC – SP1, supplemented with scraping (e.g., to remove large deposits of asphaltic cement) as required. The solvent(s) used for cleaning shall be compatible with the existing coating system. The Contractor shall identify the proposed solvent(s) in the submittals. If the existing coating is softened, wrinkled, or shows other signs of attack from the solvents, the Contractor shall immediately discontinue their use. The name and composition of replacement solvents, together with MSDS, shall be submitted for Engineer acceptance prior to use.

Under no circumstances shall subsequent hand/power tool cleaning be performed in areas containing surface contaminants or in areas where the Engineer has not accepted the washing and solvent cleaning. Surfaces prepared by hand/power tool cleaning without approval of the washing and solvent cleaning may be rejected by the Engineer. Rejected surfaces shall be re-cleaned with both solvent and the specified mechanical means at the Contractor's expense.

After all washing and mechanical cleaning are completed, representative areas of the existing coating shall be tested to verify that the surface is free of chalk and other loose surface debris or foreign matter. The testing shall be performed according to ASTM D4214. Cleaning shall continue until a chalk rating of 6 or better is achieved in every case.

- b) Water Cleaning of Non-Lead Coatings Prior to Overcoating. Thoroughly clean the surfaces according to the steps defined above for "Water Cleaning of Lead Containing Coatings Prior to Overcoating," except that the wash water does not need to be collected, and if the shop primer is inorganic zinc, the chalk rating does not apply. All other provisions are applicable.
- c) Water Cleaning/Debris Removal Prior to Total Coating Removal. When total coating removal is specified, water cleaning of the surface prior to coating removal is not required by this specification and is at the option of the Contractor. If the Contractor chooses to use water cleaning, and the existing coating contains lead, all water and debris shall be collected for proper disposal.

Whether or not the surfaces are pre-cleaned using water, the tops of the pier caps and abutments shall be cleaned free of dirt, paint chips, insect and animal nests, bird droppings and other foreign matter and the debris collected for proper disposal. If water is used for this cleaning, it shall be collected for disposal.

Prior to mechanical cleaning, oil, grease, and other soluble contaminants on bare steel or rusted surfaces shall be removed by solvent cleaning according to SSPC-SP1.

- d) **Water Cleaning Between Coats.** When foreign matter has accumulated on a newly applied coat, washing shall be performed prior to the application of subsequent coats. The water does not need to be collected unless it contacts existing lead containing coatings.

Laminar and Stratified Rust All laminar and stratified rust that has formed on the existing steel surfaces shall be removed. Pack rust formed along the perimeter of mating surfaces of connected plates or shapes of structural steel shall be removed to the extent feasible without mechanically detaching the mating surface. Any pack rust remaining after cleaning the mating surfaces shall be tight and intact when examined using a dull putty knife. The tools used to remove these corrosion products shall be identified in the submittals and accepted by the Engineer. If the surface preparation or removal of rust results in nicks or gouges, the work shall be suspended, and the damaged areas repaired to the satisfaction of the Engineer, at the Contractor's expense. The Contractor shall also demonstrate that he/she has made the necessary adjustments to prevent a reoccurrence of the damage prior to resuming work.

Surface Preparation (HOLD POINT) One or more of the following methods of surface preparation shall be used as specified on the plans. When a method of surface preparation is specified, it applies to the entire surface, including areas that may be concealed by the containment connection points. In each case, as part of the surface preparation process, soluble salts shall be remediated as specified under "Soluble Salt Remediation". The Contractor shall also note that the surface of the steel beneath the existing coating system may contain corrosion and/or mill scale. Removal of said corrosion and/or mill scale, when specified, shall be considered included in this work and no extra compensation will be allowed.

When a particular cleaning method is specified for use in distinct zones on the bridge, the cleaning shall extend into the existing surrounding paint until a sound border is achieved. The edge of the existing paint is considered to be sound and intact if it can not be lifted by probing the edge with a dull putty knife. The sound paint shall be feathered for a minimum of 1 1/2 in. (40 mm) to achieve a smooth transition between the prepared steel and the existing coatings. Sanders with vacuum attachments, which have been approved by the Engineer, shall be used as necessary to accomplish the feathering.

- a) **Limited Access Areas:** A best effort with the specified methods of cleaning shall be performed in limited access areas such as the backsides of rivets inside built up box members. The equipment being used for the majority of the cleaning may need to be supplemented with other commercially available equipment, such as angle nozzles, to properly clean the limited access areas. The acceptability of the best effort cleaning in these areas is at the sole discretion of the Engineer.

- b) Near White Metal Blast Cleaning: This surface preparation shall be accomplished according to the requirements of Near White Metal Blast Cleaning SSPC-SP 10. The designated surfaces shall be prepared by dry abrasive blast cleaning, wet abrasive blast cleaning, or water jetting with abrasive injection. A Near White Metal Blast Cleaned surface, when viewed without magnification, shall be free of all visible oil, grease, dirt, dust, mill scale, rust, paint, oxides, corrosion products, and other foreign matter, except for staining.

Random staining shall be limited to no more than 5 percent of each 9 sq. in. (58 sq. cm) of surface area and may consist of light shadows, slight streaks, or minor discoloration caused by stains of rust, stains of mill scale, or stains of previously applied paint. With the exception of crevices as defined below, surface discoloration is considered to be a residue that must be removed, rather than a stain, if it possesses enough mass or thickness that it can be removed as a powder or in chips when scraped with a pocketknife.

A surface profile shall be created on the steel as defined later under "Surface Profile."

At the discretion of the Engineer, after a best effort cleaning, slight traces of existing coating may be permitted to remain within crevices such as those created between rivets, bolts, and plates, and the underlying steel. When traces of coating are permitted to remain, the coating shall be tightly bonded when examined by probing with a dull putty knife. The traces of coating shall be confined to the bottom portion of the crevices only, and shall not extend onto the surrounding steel or plate or onto the outer surface of the rivets or bolts. Pitted steel is excluded from exemption considerations and shall be cleaned according to SSPC-SP10.

If hackles or slivers are visible on the steel surface after cleaning, the Contractor shall remove them by grinding followed by reblast cleaning. At the discretion of the Engineer, the use of power tools to clean the localized areas after grinding, and to establish a surface profile acceptable to the coating manufacturer, can be used in lieu of blast cleaning.

If the surfaces are prepared using wet abrasive methods, attention shall be paid to tightly configured areas to assure that the preparation is thorough. After surface preparation is completed, the surfaces, surrounding steel, and containment materials/scaffolding shall be rinsed to remove abrasive dust and debris. Potable water shall be used for all operations. An inhibitor may be added to the supply water and/or rinse water to prevent flash rusting. If a rust inhibitor is proposed, the Contractor shall provide a sample of the proposed inhibitor together with a letter from the coating manufacturer indicating that the inhibitor is suitable for use with their products. The surfaces shall be allowed to completely dry before the application of any coating.

- c) Commercial Grade Power Tool Cleaning: This surface preparation shall be accomplished according to the requirements of Commercial Grade Power Tool Cleaning, SSPC-SP15. The designated surfaces shall be completely cleaned with power tools. A Commercial Grade Power Tool Cleaned surface, when viewed without magnification, is free of all visible oil, grease, dirt, rust, coating, oxides, mill scale, corrosion products, and other foreign matter, except for staining. In previously pitted areas, slight residues of rust and paint may also be left in the bottoms of pits.

Random staining shall be limited to no more than 33 percent of each 9 sq. in. (58 sq. cm) of surface area. Allowable staining may consist of light shadows, slight streaks, or minor discoloration caused by stains of rust, stains of mill scale, or stains of previously applied paint. Surface discoloration is considered to be a residue that must be removed, rather than a stain, if it possesses enough mass or thickness that it can be removed as a powder or in chips when scraped with a pocketknife.

A surface profile shall be created on the steel as defined later under "Surface Profile."

At the Contractor's option, Near White Metal Blast Cleaning may be substituted for Power Tool Cleaning – Commercial Grade, as long as containment systems appropriate for abrasive blast cleaning are utilized and there is no additional cost to the Department.

- d) Power Tool Cleaning – Modified SP3: This surface preparation shall be accomplished according to the requirements of SSPC-SP3, Power Tool Cleaning except as modified as follows. The designated surfaces shall be cleaned with power tools. A power tool cleaned surface shall be free of all loose rust, loose mill scale, loose and peeling paint, and loose rust that is bleeding through and/or penetrating the coating. All locations of visible corrosion and rust bleed, exposed or lifting mill scale, and lifting or loose paint shall be prepared using the power tools.

Upon completion of the cleaning, rust, rust bleed, mill scale and surrounding paint are permitted to remain if they can not be lifted using a dull putty knife.

Power Tool Cleaning of Shop Primed Steel. When steel coated with only a prime coat of inorganic or organic zinc is specified to be cleaned, this work shall be accomplished as follows. After cleaning the surface as specified under "Water Cleaning of Non-Lead Coatings Prior to Overcoating," damaged and rusted areas shall be spot cleaned according Power Tool Cleaning -Modified SSPC-SP3. The edges of the coating surrounding the spot repairs shall be feathered.

Abrasives When abrasive blast cleaning is specified, it shall be performed using either expendable abrasives (other than silica sand) or recyclable steel grit abrasives. Expendable abrasives shall be used one time and disposed of. Abrasive suppliers shall certify that the expendable abrasives meet the requirements of SSPC-AB1 and that recyclable steel grit abrasives meet AB3. On a daily basis, the Contractor shall verify that recycled abrasives are free of oil contamination by conducting oil content tests according to SSPC-AB2.

All surfaces prepared with abrasives not meeting the SSPC-AB1, AB2, or AB3 requirements, as applicable, shall be solvent cleaned or low pressure water cleaned as directed by the Engineer, and reblast cleaned at the Contractor's expense.

Surface Profile (HOLD POINT) The abrasives used for blast cleaning shall have a gradation such that the abrasive will produce a uniform surface profile of 1.5 to 3.5 mils (38 to 90 microns). If the profile requirements of the coating manufacturer are more restrictive, advise the Engineer and comply with the more restrictive requirements. For recycled abrasives, an appropriate operating mix shall be maintained in order to control the profile within these limits.

The surface profile for the Power Tool Cleaning - Commercial Grade shall be within the range specified by the coating manufacturer, but not less than 2.0 mils (50 microns).

The surface profile produced by the Contractor's surface preparation procedures shall be determined by replica tape and spring micrometer at the beginning of the work, and each day that surface preparation is performed. Areas having unacceptable measurements shall be further tested to determine the limits of the deficient area. The replica tape shall be attached to the daily report.

When unacceptable profiles are produced, work shall be suspended. The Contractor shall submit a plan for the necessary adjustments to insure that the correct surface profile is achieved on all surfaces. The Contractor shall not resume work until the new profile is verified by the QA observations, and the Engineer confirms, in writing, that the profile is acceptable.

Soluble Salt Remediation (HOLD POINT) The Contractor shall implement surface preparation procedures and processes that will remove chloride from the surfaces. Surfaces that may be contaminated with chloride include, but are not limited to, expansion joints and all areas that are subject to roadway splash or run off such as fascia beams and stringers.

Methods of chloride removal may include, but are not limited to, steam cleaning or pressure washing with or without the addition of a chemical soluble salt remover as approved by the coating manufacturer, and scrubbing before or after initial paint removal. The Contractor may also elect to clean the steel and allow it to rust overnight followed by recleaning, or by utilizing blends of fine and coarse abrasives during blast cleaning, wet abrasive/water jetting methods of preparation, or combinations of the above. If steam or water cleaning methods of chloride removal are utilized over surfaces where the coating has been completely removed, and the water does not contact any lead containing coatings, the water does not have to be collected. The Contractor shall provide the proposed procedures for chloride remediation in the Surface Preparation/Painting Plan.

Upon completion of the chloride remediation steps, the Contractor shall use cell methods of field chloride extraction and test procedures (e.g., silver dichromate) accepted by the Engineer, to test representative surfaces that were previously rusted (e.g., pitted steel) for the presence of remaining chlorides. Remaining chloride levels shall be no greater than $7\mu\text{g}/\text{sq cm}$ as read directly from the surface without any multiplier applied to the results. The testing must be performed, and the results must be acceptable, prior to painting each day.

A minimum of 5 tests per 1000 sq. ft. (93 sq m) or fraction thereof completed in a given day, shall be conducted at project start up. If results greater than $7\mu\text{g}/\text{sq cm}$ are detected, the surfaces shall be recleaned and retested at the same frequency. If acceptable results are achieved on three consecutive days in which testing is conducted, the test frequency may be reduced to 1 test per 1000 sq. ft. (93 sq. m) prepared each day provided the chloride remediation process remains unchanged. If unacceptable results are encountered, or the methods of chloride remediation are changed, the Contractor shall resume testing at a frequency of 5 tests per 1000 sq. ft. (93 sq. m).

Following successful chloride testing the chloride test areas shall be cleaned. Commercial Grade Power Tool Cleaning can be used to clean the test locations when the specified degree of cleaning is SSPC-SP10.

Surface Condition Prior to Painting (HOLD POINT) Prepared surfaces, shall meet the requirements of the respective degrees of cleaning immediately prior to painting, and shall be

painted before rusting appears on the surface. If rust appears or bare steel remains unpainted for more than 12 hours, the affected area shall be prepared again at the expense of the Contractor.

All loose paint and surface preparation cleaning residue on bridge steel surfaces, scaffolding and platforms, containment materials, and tops of abutments and pier caps shall be removed prior to painting. When lead paint is being disturbed, cleaning shall be accomplished by HEPA vacuuming unless it is conducted within a containment that is designed with a ventilation system capable of collecting the airborne dust and debris created by sweeping and blowing with compressed air.

The quality of surface preparation and cleaning of surface dust and debris must be accepted by the Engineer prior to painting. The Engineer has the right to reject any work that was performed without adequate provision for QA observations to accept the degree of cleaning. Rejected coating work shall be removed and replaced at the Contractor's expense.

General Paint Requirements Paint storage, mixing, and application shall be accomplished according to these specifications and as specified in the paint manufacturer's written instructions and product data sheets for the paint system used. In the event of a conflict between these specifications and the coating manufacturers' instructions and data sheets, the Contractor shall advise the Engineer and comply with the Engineer's written resolution. Until a resolution is provided, the most restrictive conditions shall apply.

Unless noted otherwise, If a new concrete deck or repair to an existing deck is required, painting shall be done after the deck is placed and the forms have been removed.

- a) **Paint Storage and Mixing.** All Paint shall be stored according to the manufacturer's published instructions, including handling, temperatures, and warming as required prior to mixing. All coatings shall be supplied in sealed containers bearing the manufacturers name, product designation, batch number and mixing/thinning instructions. Leaking containers shall not be used.

Mixing shall be according to the manufacturer's instructions. Thinning shall be performed using thinner provided by the manufacturer, and only to the extent allowed by the manufacturer's written instructions. In no case shall thinning be permitted that would cause the coating to exceed the local Volatile Organic Compound (VOC) emission restrictions. For multiple component paints, only complete kits shall be mixed and used. Partial mixing is not allowed.

The ingredients in the containers of paint shall be thoroughly mixed by mechanical power mixers according to the manufacturer's instructions, in the original containers before use or mixing with other containers of paint. The paint shall be mixed in a manner that will break up all lumps, completely disperse pigment and result in a uniform composition. Paint shall be carefully examined after mixing for uniformity and to verify that no unmixed pigment remains on the bottom of the container. Excessive skinning or partial hardening due to improper or prolonged storage will be cause for rejection of the paint, even though it may have been previously inspected and accepted.

Multiple component coatings shall be discarded after the expiration of the pot life. Single component paint shall not remain in spray pots, painters buckets, etc. overnight. It shall be stored in a covered container and remixed before use.

The Engineer reserves the right to sample field paint (individual components and/or the mixed material) and have it analyzed. If the paint does not meet the product requirements due to excessive thinning or because of other field problems, the coating shall be removed from that section of the structure and replaced as directed by the Engineer.

- b) Application Methods. Unless prohibited by the coating manufacturer's written instructions, paint may be applied by spray methods, rollers, or brushes. If applied with conventional or airless spray methods, paint shall be applied in a uniform layer with overlapping at the edges of the spray pattern.

The painters shall monitor the wet film thickness of each coat during application. The wet film thickness shall be calculated based on the solids by volume of the material and the amount of thinner added. When the new coating is applied over an existing system, routine QC inspections of the wet film thickness shall be performed in addition to the painter's checks in order to establish that a proper film build is being applied.

When brushes or rollers are used to apply the coating, additional applications may be required to achieve the specified thickness per layer.

- c) Painting Shop Primed Steel. After cleaning, rusted and damaged areas shall be touched up using the same primer specified for painting the existing structure. The intermediate and finish coats specified for painting the existing structure shall be applied to the steel. When inorganic zinc has been used as the shop primer, a mist coat of the intermediate coat shall be applied first in order to prevent pinholing and bubbling.
- d) Recoating and Film Continuity (HOLD POINT for each coat). Paint shall be considered dry for recoating according to the time/temperature/humidity criteria provided in the manufacturer's instructions and when an additional coat can be applied without the development of film irregularities; such as lifting, wrinkling, or loss of adhesion of the under coat. If surfaces are contaminated, washing shall be accomplished prior to intermediate and final coats. Wash water does not have to be collected unless the water contacts existing lead containing coatings.

Painting shall be done in a neat and workmanlike manner. Each coat of paint shall be applied as a continuous film of uniform thickness free of defects including, but not limited to, runs, sags, overspray, dryspray, pinholes, voids, skips, misses, and shadow-through. Defects such as runs and sags shall be brushed out immediately during application.

Paint Systems. The paint system(s) from the list below shall be applied as specified.

The paint manufacturer's relative humidity, dew point, and material, surface, and ambient temperature restrictions shall be provided with the submittals and shall be strictly followed.

Written recommendations from the paint manufacturer for the length of time each coat must be protected from cold or inclement weather (e.g., exposure to rain), during the drying period shall be included in the submittals. Upon acceptance by the Engineer, these times shall be used to govern the duration that protection must be maintained during drying.

Where stripe coats are indicated, the Contractor shall apply an additional coat to edges, rivets, bolts, crevices, welds, and similar surface irregularities. The stripe coat shall be applied by brush and/or spray to thoroughly work the coating into or on the irregular surfaces, and shall extend onto the surrounding steel a minimum of 1 in. (25 mm) in all directions. The purpose of the stripe coat is to build additional thickness and to assure complete coverage of these areas.

The stripe coat may be applied as part of the application of the full coat unless prohibited by the coating manufacturer. If applied as part of the application process of the full coat, the stripe coat shall be allowed to dry for a minimum of 10 minutes in order to allow Contractor QC personnel to verify that the coat was applied. If a wet-on-wet stripe coat is prohibited by the coating manufacturer or brush or roller application of the full coat pulls the underlying stripe coat, the stripe coat shall dry according to the manufacturers' recommended drying times prior to the application of the full coat. In the case of the prime coat, the full coat can also be applied first to protect the steel, followed by the stripe coat after the full coat has dried.

- a) System 1 – OZ/E/U – for Bare Steel: System 1 shall consist of the application of a full coat of organic (epoxy) zinc-rich primer, a full intermediate coat of epoxy, and a full finish coat of aliphatic urethane. Stripe coats of the prime and finish coats shall be applied. The film thicknesses of the full coats shall be as follows, measured according to SSPC-PA2:
- One full coat of organic zinc-rich primer between 3.5 and 5.0 mils (90 and 125 microns) dry film thickness. The prime coat shall be tinted to a color that contrasts with the steel surface.
 - One full intermediate coat of epoxy between 3.0 and 6.0 mils (75 and 150 microns) dry film thickness. The intermediate coat shall be a contrasting color to both the first coat and finish coat.
 - One full finish coat of aliphatic urethane between 2.5 and 4.0 mils (65 and 100 microns) dry film thickness. Finish coat color shall be according to contract plans.

The total dry film thickness for this system, exclusive of areas receiving the stripe coats, shall be between 9.0 and 15.0 mils (225 and 375 microns).

- b) System 2 – PS/EM/U – for Overcoating an Existing System: System 2 shall consist of the application of a full coat of epoxy penetrating sealer, a spot intermediate coat of aluminum epoxy mastic and a stripe and full finish coat of aliphatic urethane.

A full coat of epoxy penetrating sealer shall be applied to all surfaces following surface preparation. A spot intermediate coat shall consist of the application of one coat of the aluminum epoxy mastic on all areas where rust is evident and areas where the old paint has been removed, feathered and/or damaged prior to, during or after the cleaning and surface preparation operations. After the spot intermediate, a stripe coat and full finish coat of aliphatic urethane shall be applied. The film thicknesses shall be as follows, measured according to SSPC-PA2:

- One full coat of epoxy penetrating sealer between 1.0 and 2.0 mils (25 and 50 microns) dry film thickness.
- One spot coat of aluminum epoxy mastic between 5.0 and 7.0 mils (125 and 175 microns) dry film thickness. The color shall contrast with the finish coat.
- One full finish coat of aliphatic urethane between 2.5 and 4.0 mils (65 and 100 microns) dry film thickness. Finish coat color shall be according to contract plans.

The total dry film thickness for this system, exclusive of the stripe coat, shall be between 8.5 and 13.0 mils (215 and 325 microns). The existing coating thickness to remain under the overcoat must be verified in order to obtain accurate total dry film thickness measurements.

c) System 3 – EM/EM/AC – for Bare Steel: System 3 shall consist of the application of two full coats of aluminum epoxy mastic and a full finish coat of waterborne acrylic. Stripe coats for first coat of epoxy mastic and the finish coat shall be applied. The film thicknesses of the full coats shall be as follows, measured according to SSPC-PA2:

- One full coat of aluminum epoxy mastic between 5.0 and 7.0 mils (125 and 175 microns) dry film thickness. The first coat of aluminum epoxy mastic shall be tinted a contrasting color with the blast cleaned surface and the second coat.
- One full intermediate coat of aluminum epoxy mastic between 5.0 and 7.0 mils (125 and 175 microns) dry film thickness. The intermediate coat shall be a contrasting color to the first coat and the finish coat.
- A full finish coat of waterborne acrylic between 2.0 and 4.0 mils (50 and 100 microns) dry film thickness. Finish coat color shall be according to contract plans.

The total dry film thickness for this system, exclusive of areas receiving the stripe coats, shall be between 12.0 and 18.0 mils (360 and 450 microns).

d) System 4 – PS/EM/AC – for Overcoating an Existing System: System 4 shall consist of the application of a full coat of epoxy penetrating sealer, a spot intermediate coat of aluminum epoxy mastic and a stripe and full finish coat of waterborne acrylic.

A full coat of epoxy penetrating sealer shall be applied to all surfaces following surface preparation. A spot intermediate coat shall consist of the application of one coat of the aluminum epoxy mastic on all areas where rust is evident and areas where the old paint has been removed, feathered and/or damaged prior to, during or after the cleaning and surface preparation operations. After the spot intermediate, a stripe coat and full finish coat of waterborne acrylic shall be applied. The film thicknesses shall be as follows, measured according to SSPC-PA2:

- One full coat of epoxy penetrating sealer between 1.0 and 2.0 mils (25 and 50 microns) dry film thickness.

- One spot coat of aluminum epoxy mastic between 5.0 and 7.0 mils (125 and 175 microns) dry film thickness. The color shall contrast with the finish coat.
- One full finish coat of waterborne acrylic between 2.0 and 4.0 mils (50 and 100 microns) dry film thickness. Finish coat color shall be according to contract plans.

The total dry film thickness for this system, exclusive of the stripe coat, shall be between 8.0 and 13.0 mils (200 and 325 microns). The existing coating thickness to remain under the overcoat must be verified in order to obtain accurate total dry film thickness measurements.

- e) System 5 – MCU – for Bare Steel: System 5 shall consist of the application of a full coat of moisture cure urethane (MCU) zinc primer, a full coat of MCU intermediate, and a full coat of MCU finish. Stripe coats of the prime and finish coats shall be applied. The contractor shall comply with the manufacturer's requirements for drying times between the application of the stripe coats and the full coats. The film thicknesses of the full coats shall be as follows, measured according to SSPC-PA2:

- One full coat of MCU zinc primer between 3.0 and 5.0 mils (75 and 125 microns) dry film thickness. The prime coat shall be tinted to a color that contrasts with the steel surface.
- One full MCU intermediate coat between 3.0 and 4.0 mils (75 and 100 microns) dry film thickness. The intermediate coat shall be a contrasting color to both the first coat and finish coat.
- One full MCU finish coat between 2.0 and 4.0 mils (50 and 100 microns) dry film thickness. Finish coat color shall be according to contract plans.

The total dry film thickness for this system, exclusive of areas receiving the stripe coats, shall be between 8.0 and 13.0 mils (200 and 325 microns).

- f) System 6 – MCU – for Overcoating an Existing System: System 6 shall consist of the application of a full coat of moisture cure urethane (MCU) penetrating sealer, a spot coat of MCU intermediate, and a stripe and full coat of MCU finish.

A full coat of MCU penetrating sealer shall be applied to all surfaces following surface preparation. A spot intermediate coat shall consist of the application of one coat of MCU intermediate on all areas where rust is evident and areas where the old paint has been removed, feathered and/or damaged prior to, during or after the cleaning and surface preparation operations. After the spot intermediate, a stripe coat and full coat of MCU finish shall be applied. The contractor shall comply with the manufacturer's requirements for drying time between the application of the stripe coat and the full finish coat. The film thicknesses shall be as follows, measured according to SSPC-PA2:

- One full coat of MCU sealer between 1.0 and 2.0 mils (25 and 50 microns) dry film thickness.

- One full MCU intermediate coat between 3.0 and 4.0 mils (75 and 100 microns) dry film thickness. The color shall contrast with the finish coat.
- One full MCU finish coat 2.0 and 4.0 mils (50 and 100 microns) dry film thickness. Finish coat color shall be according to contract plans.

The total dry film thickness for this system, exclusive of areas receiving the stripe coats, shall be between 6.0 and 10.0 mils (150 and 250 microns). The existing coating thickness to remain under the overcoat must be verified in order to obtain accurate total dry film thickness measurements.

Repair of Damage to New Coating System and Areas Concealed by Containment The Contractor shall repair all damage to the newly installed coating system and areas concealed by the containment/protective covering attachment points, at no cost to the Department. If the damage extends to the substrate and the original preparation involved abrasive blast cleaning, the damaged areas shall be prepared to Power Tool Cleaning - Commercial Grade. If the original preparation was other than blast cleaning or the damage does not extend to the substrate, the loose, fractured paint shall be cleaned to Power Tool Cleaning – Modified SP3.

The surrounding coating at each repair location shall be feathered for a minimum distance of 1 1/2 in. (40 mm) to achieve a smooth transition between the prepared areas and the existing coating.

If the bare steel is exposed, all coats shall be applied to the prepared area. If only the intermediate and finish coats are damaged, the intermediate and finish shall be applied. If only the finish coat is damaged, the finish shall be applied.

Special Instructions

- a) At the completion of the work, the Contractor shall stencil the painting date and the paint code on the bridge. The letters shall be capitals, not less than 2 in. (50 mm) and not more than 3 in. (75 mm) in height.

The stencil shall contain the following wording "PAINTED BY (insert the name of the Contractor)" and shall show the month and year in which the painting was completed, followed by the appropriate code for the coating material applied, all stenciled on successive lines:

CODE U (for field applied System 3 or System 4).

CODE Z (for field applied System 1 or System 2).

CODE AA (for field applied System 5 or System 6).

This information shall be stenciled on the cover plate of a truss end post near the top of the railing, or on the outside face of an outside stringer near one end of the bridge, or at some equally visible surface near the end of the bridge, as designated by the Engineer.

- b) All surfaces painted inadvertently shall be cleaned immediately.

It is understood and agreed that the cost of all work outlined above, unless otherwise specified, has been included in the bid, and no extra compensation will be allowed.

Basis of Payment This work shall be paid for at the contract Lump Sum price for CLEANING AND PAINTING STEEL BRIDGE, at the designated location, or for CLEANING AND PAINTING the structure or portions thereof described. Payment will not be authorized until all requirements for surface preparation and painting have been fulfilled as described in this specification, including the preparation and submittal of all QC documentation. Payment will also not be authorized for non-conforming work until the discrepancy is resolved in writing.

Appendix 1 – Reference List

The Contractor shall maintain the following regulations and references on site for the duration of the project:

- Illinois Environmental Protection Act
- ASTM D 4214, Standard Test Method for Evaluating Degree of Chalking of Exterior Paint Films
- ASTM D 4285, Standard Test Method for Indicating Oil or Water in Compressed Air
- SSPC-AB 1, Mineral and Slag Abrasives
- SSPC-AB 2, Specification for Cleanliness of Recycled Ferrous Metallic Abrasives
- SSPC-AB 3, Newly Manufactured or Re-Manufactured Steel Abrasives
- SSPC-PA 2, Measurement of Dry Coating Thickness with Magnetic Gages
- SSPC-QP 1, Standard Procedure for Evaluating Painting Contractors (Field Application to Complex Structures)
- SSPC-QP 2, Standard Procedure for Evaluating the Qualifications of Painting Contractors to Remove Hazardous Paint
- SSPC-SP 1, Solvent Cleaning
- SSPC-SP 3, Power Tool Cleaning
- SSPC-SP 10/NACE No. 2, Near White Metal Blast Cleaning
- SSPC-SP 12/NACE No. 5, Surface Preparation and Cleaning of Metals by Waterjetting Prior to Recoating
- SSPC-SP15, Commercial Grade Power Tool Cleaning

- SSPC-VIS 1, Guide and Reference Photographs for Steel Surfaces Prepared by Dry Abrasive Blast Cleaning
- SSPC-VIS 3, Visual Standard for Power- and Hand-Tool Cleaned Steel
- SSPC-VIS 4, Guide and Reference Photographs for Steel Cleaned by Water Jetting
- SSPC-VIS 5, Guide and Reference Photographs for Steel Prepared by Wet Abrasive Blast Cleaning
- The paint manufacturer's application instructions, MSDS and product data sheets

CONTAINMENT AND DISPOSAL OF LEAD PAINT CLEANING RESIDUES

Effective: October 2, 2001

Revised: February 2, 2007

Description This work shall consist of the containment, collection, temporary storage, transportation and disposal of waste from lead paint removal projects. Waste requiring containment and control includes, but is not limited to, old paint, spent abrasives, corrosion products, mill scale, dirt, dust, grease, oil, salts, and water used for cleaning the surface of existing lead coatings prior to overcoating.

General The existing coatings contain lead and may also contain other toxic metals. This specification provides the requirements for containment and for the protection of the public, and the environment from exposure to harmful levels of toxic metals that may be present in the paint being removed or repaired. The Contractor shall take reasonable and appropriate precautions to protect the public from the inhalation or ingestion of dust or debris from the operations, and is responsible for the clean-up of all spills of waste at no additional cost to the Department.

The Contractor shall comply with the requirements of this Specification and all applicable Federal, State, and Local laws, codes, and regulations, including, but not limited to the regulations of the United States Environmental Protection Agency (USEPA), Occupational Safety and Health Administration (OSHA), and Illinois Environmental Protection Agency (IEPA). The Contractor shall comply with all applicable regulations even if the regulation is not specifically referenced herein. If a Federal, State, or Local regulation is more restrictive than the requirements of this Specification, the more restrictive requirements shall prevail.

Submittals The Contractor shall submit for Engineer review and acceptance, the following drawings and plans for accomplishing the work. The submittals shall be provided within 30 days of execution of the contract unless given written permission by the Engineer to submit them at a later date. Work cannot proceed until the submittals are accepted by the Engineer. Details for each of the plans are presented within the body of this specification. The Contractor shall also maintain on site, copies of the standards and regulations referenced herein (list provided in appendix 1).

Containment Plans. The containment plans shall include drawings, equipment specifications, and calculations (wind load, air flow and ventilation when negative pressure is specified). The plans shall include copies of the manufacturer's specifications for the containment materials and equipment that will be used to accomplish containment and ventilation.

When required by the contract plans, the submittal shall provide calculations that assure the structural integrity of the bridge when it supports the containment and the calculations and drawings shall be signed and sealed by a Structural Engineer licensed in the state of Illinois.

When working over the railroad or navigable waterways, the Department will notify the respective agencies that work is being planned. Unless otherwise directed by the Engineer, the Contractor is responsible for follow up contact, and shall provide evidence that the railroad, Coast Guard, Corps of Engineers, and other applicable agencies are satisfied with the clearance provided and other safety measures that are proposed.

Environmental Monitoring Plan. The Environmental Monitoring Plan shall address the visual inspections and clean up of the soil and water that the Contractor will perform, including final project inspection and cleanup. The plan shall address the daily visible emissions observations that will be performed and the corrective action that will be implemented in the event emissions or releases occur. Provisions for high volume ambient air monitoring, the Quality Assurance (QA) monitoring plan, laboratory analysis and reporting shall be provided together with the name and qualifications of the laboratory that is proposed for Total Suspended Particulate (TSP)-lead analysis.

Waste Management Plan. The Waste Management Plan shall address all aspects of waste handling, storage, testing, hauling and disposal. Include the names, addresses, and a contact person for the proposed licensed waste haulers and disposal facilities. Submit the name and qualifications of the laboratory proposed for Toxicity Characteristic Leaching Procedure (TCLP) analysis. If the use of abrasive additives is proposed, provide the name of the additive, the premixed ratio of additive to abrasive being provided by the supplier, and a letter from the supplier of the additive indicating IEPA acceptance of the material. Note that the use of any steel or iron based material, such as but not limited to grit, shot, fines, or filings as an abrasive additive is prohibited.

Contingency Plan. The Contractor shall prepare a contingency plan for emergencies including fire, accident, failure of power, failure of dust collection system, failure of supplied air system or any other event that may require modification of standard operating procedures during lead removal. The plan shall include specific procedures to ensure safe egress and proper medical attention in the event of an emergency.

When the Engineer accepts the submittals, the Contractor will receive written notification. The Contractor shall not begin any work until the Engineer has accepted the submittals. The Contractor shall not construe Engineer acceptance of the submittals to imply approval of any particular method or sequence for conducting the work, or for addressing health and safety concerns. Acceptance of the plans does not relieve the Contractor from the responsibility to conduct the work according to the requirements of Federal, State, or Local regulations, this specification, or to adequately protect the health and safety of all workers involved in the project and any members of the public who may be affected by the project. The Contractor remains solely responsible for the adequacy and completeness of the programs and work practices, and adherence to them.

Quality Control (QC) Inspections The Contractor shall perform first line, in process QC inspections of all environmental control and waste handling aspects of the project to verify compliance with these specification requirements and the accepted drawings and plans. The

Contractor shall use the IDOT Environmental Daily Report form supplied by the Engineer to record the results of the inspections. The completed reports shall be turned into the Engineer before work resumes the following day. Contractor QC inspections shall include, but not be limited to the following:

- Proper installation and continued performance of the containment system(s) in accordance with the approved drawings.
- Visual inspections of emissions into the air and verification that the cause(s) for any unacceptable emissions is corrected.
- Set up, calibration, operation, and maintenance of the regulated area and high volume ambient air monitoring equipment, including proper shipment of cassettes/filters to the laboratory for analysis. Included is verification that the Engineer receives the results within the time frames specified and that appropriate steps are taken to correct work practices or containment in the event of unacceptable results.
- Visual inspections of spills or deposits of contaminated materials into the water or onto the ground, pavement, soil, or slope protection. Included is verification that proper cleanup is undertaken and that the cause(s) of unacceptable releases is corrected.
- Proper implementation of the waste management plan including laboratory analysis and providing the results to the Engineer within the time frames specified herein.
- Proper implementation of the contingency plans for emergencies.

The personnel providing the QC inspections shall be SSPC-C3 certified or equal and shall provide evidence of successful completion of 2 projects of similar or greater complexity and scope that have been completed in the last 2 years. References shall include the name, address, and telephone number of a contact person employed by the bridge owner.

Quality Assurance (QA) Observations The Engineer will conduct QA observations of any or all of the QC monitoring inspections that are undertaken. The presence or activity of Engineer observations in no way relieves the Contractor of the responsibility to provide all necessary daily QC inspections of its own and to comply with all requirements of this Specification.

Containment Requirements The Contractor shall install and maintain containment systems surrounding the work for the purpose of controlling emissions of dust and debris according to the requirements of this specification. Working platforms and containment materials that are used shall be firm and stable and platforms shall be designed to support the workers, inspectors, spent surface preparation media (e.g., abrasives), and equipment during all phases of surface preparation and painting. Platforms, cables, and other supporting structures shall be designed according to OSHA regulations. If the containment needs to be attached to the structure, the containment shall be attached by bolting, clamping, or similar means. Welding or drilling into the structure is prohibited unless approved by the Engineer in writing.

The containment shall be dropped in the event of sustained winds of 40 mph (64 kph) or greater and all materials and equipment secured.

The Contractor shall provide drawings showing the containment system and indicating the method(s) of supporting the working platforms and containment materials to each other and to the bridge. When the use of negative pressure and airflow inside containment is specified, the Contractor shall provide all ventilation calculations and details on the equipment that will be used for achieving the specified airflow and dust collection.

When directed in the contract plans, the Contractor shall submit calculations and drawings, signed and sealed by a Structural Engineer licensed in the state of Illinois, that assure the structural integrity of the bridge under the live and dead loads imposed, including the design wind loading.

When working over railroads, the Contractor shall provide evidence that the proposed clearance and the safety provisions that will be in place (e.g., flagman) are acceptable to the railroad. In the case of work over navigable waters, the Contractor shall provide evidence that the proposed clearance and provisions for installing or moving the containment out of navigation lanes is acceptable to authorities such as the Coast Guard and Army Corps of Engineers. The Contractor shall include plans for assuring that navigation lighting is not obscured, or if it is obscured, that temporary lighting is acceptable to the appropriate authorities (e.g., Coast Guard) and will be utilized.

Engineer review and acceptance of the drawings and calculations shall not relieve the Contractor from the responsibility for the safety of the working platforms and containment, and for providing ample ventilation to control worker and environmental exposures. After the work platforms and containment materials are erected additional measures may be needed to ensure worker safety according to OSHA regulations. The Contractor shall institute such measures at no additional cost to the Department.

Containment for the cleaning operation of this contract is defined as follows:

- The containment system shall maintain the work area free of visible emissions of dust and debris according to all provisions of this Specification, with no debris permitted outside of the regulated area.
- The containment systems shall comply with the specified SSPC Guide 6 classifications as presented in Table 1 for the method of paint removal utilized.
- TSP-lead in the air at monitoring locations selected by the Engineer shall comply with the requirements specified herein.

The Contractor shall take appropriate action to avoid personnel injury or damage to the structure from the installation and use of the containment system. If the Engineer determines that there is the potential for structural damage caused by the installed containment system, the Contractor shall take appropriate action to correct the situation.

In addition to complying with the specific containment requirements in Table 1 for each method of removal, the Contractor shall provide and maintain coverage over the ground in the areas to be cleaned. This coverage shall be capable of catching and containing surface preparation media, paint chips, and paint dust in the event of an accidental escape from the primary containment. The containment materials shall be cleaned of loose material prior to relocation or dismantling. Acceptable methods of cleaning include blowing down the surfaces with compressed air while the ventilation system is in operation, HEPA vacuuming, and/or wet wiping. If paint chips or dust is observed escaping from the containment materials during moving, all associated operations shall be halted and the materials and components recleaned.

The containment systems shall also meet the following requirements:

a) Dry Abrasive Blast Cleaning - Full Containment with Negative Pressure (SSPC Class 1A)

The enclosure shall be designed, installed, and maintained to sustain maximum anticipated wind forces, including negative pressure. Flapping edges of containment materials are prohibited and the integrity of all containment materials, seams, and seals shall be maintained for the duration of the project. Airflow inside containment shall be designed to provide visibility and reduce worker exposures to toxic metals according to OSHA regulations and as specified in Table 1 and its accompanying text. When the location of the work on the bridge, or over lane closures permits the blast enclosure shall extend a minimum of 3 ft. (1 m) beyond the limits of surface preparation to allow the workers to blast away from, rather than into, the seam between the containment and the structure. The blast enclosure shall have an entrance chamber to allow entrance and exit from the enclosure without allowing the escape of blasting residue.

If recyclable metallic abrasives are used, the Contractor shall operate the equipment in a manner that minimizes waste generation. Steps shall also be taken to minimize dust generation during the transfer of all abrasive/paint debris (expendable or recyclable abrasives) for recycling or disposal. Acceptable methods include, but are not limited to vacuuming, screw or belt conveyance systems, or manual conveyance. However manual conveyance is only permitted if the work is performed inside a containment that is equipped with an operating ventilation system capable of controlling the dust that is generated.

Appropriate filtration shall be used on the exhaust air of dust collection and abrasive recycling equipment as required to comply with IEPA regulations. The equipment shall be enclosed if visible dust and debris are being emitted and/or the regulated area or high volume monitor lead levels are not in compliance.

Areas beneath containment connection points that were shielded from abrasive blast cleaning shall be prepared by vacuum blast cleaning or vacuum-shrouded power tool cleaning after the containment is removed.

b) Vacuum Blast Cleaning within Containment (SSPC-Class 4A)

Vacuum blasting equipment shall be fully automatic and capable of cleaning and recycling the abrasive. The system shall be designed to deliver cleaned, recycled blasting abrasives and provide a closed system containment during blasting. The removed coating, mill scale, and corrosion shall be separated from the abrasive, and stored for disposal.

The Contractor shall attach containment materials around and under the work area to catch and contain abrasive and waste materials in the event of an accidental escape from the vacuum shroud. This containment is in addition to the ground covers specified earlier.

It is possible that the close proximity of some structural steel members, such as the end diaphragms or end cross-frames underneath transverse deck expansion joints, preclude the use of the vacuum blasting equipment for the removal of the old paint. For surfaces that are inaccessible for the nozzles of the vacuum blasting equipment, the Contractor shall remove the paint by means of full containment inside a complete enclosure as directed by the Engineer.

c) Vacuum-Shrouded Power Tool Cleaning within Containment (SSPC-Class 3P)

The Contractor shall utilize power tools equipped with vacuums and High Efficiency Particulate Air (HEPA) filters. The Contractor shall attach containment walls around the work area, and install containment materials beneath the work area to catch and contain waste materials in the event of an accidental escape from the vacuum shroud. This containment is in addition to the ground covers specified earlier and shall be installed within 10 ft. (3m) of the areas being cleaned.

d) Power Tool Cleaning without Vacuum, within Containment (SSPC-Class 2P)

When the use of power tools without vacuum attachments is authorized by the Engineer, the Contractor shall securely install containment walls and flooring around the work area to capture and collect all debris that is generated. The containment material requirements for this Class 2P are similar to Class 3P used for vacuum-shrouded tools, but the supporting structure will be more substantial in Class 2P to better secure the containment materials from excessive movement that could lead to the loss of waste paint chips and debris. Containment beneath the work shall be within 10 ft. (3m) of the areas being cleaned, and is in addition to the ground covers specified earlier.

Water Washing, Water Jetting or Wet Abrasive Blast Cleaning within Containment (SSPC Class 2W-3W)

Water washing of the bridge for the purpose of removing chalk, dirt, grease, oil, bird nests, and other surface debris, and water jetting or wet abrasive blast cleaning for the purpose of removing paint and surface debris shall be conducted within a containment designed, installed, and maintained in order to capture and contain all water and waste materials. The containment shall consist of impermeable floors and lower walls to prevent the water and debris from escaping. Permeable upper walls and ceilings are acceptable provided the paint chips, debris, and water, other than mists, are collected. A fine mist passing through the permeable upper walls is acceptable, provided the environmental controls specified below are met. If paint chips, debris, or water, other than mists, escape the containment system, impermeable walls and ceilings shall be installed.

When water is used for surface cleaning, the collected water shall be filtered to separate the particulate from the water. Recycling of the water is preferred in order to reduce the volume of waste that is generated. The water after filtration shall be collected and disposed of according to the waste handling portions of this specification.

When a slurry is created by injecting water into the abrasive blast stream, the slurry need not be filtered to separate water from the particulate.

Environmental Controls and Monitoring The Contractor shall prepare and submit to the Engineer for review and acceptance, an Environmental Monitoring Plan. The purpose of the plan is to address the observations and equipment monitoring undertaken by the Contractor to confirm that project dust and debris are not escaping the containment into the surrounding air, soil, and water.

- a) Soil and Water. Containment systems shall be maintained to prevent the escape of paint chips, abrasives, and other debris into the water, and onto the ground, soil, slope protection, and pavements. Releases or spills of, paint chips, abrasives, dust and debris that have become deposited on surrounding property, structures, equipment or vehicles, and bodies of water are unacceptable. If there are inadvertent spills or releases, the Contractor shall immediately shut down the emissions-producing operations, clean up the debris, and change work practices, modify the containment, or take other appropriate corrective action as needed to prevent similar releases from occurring in the future.

Water booms, boats with skimmers or other means as necessary shall be used to capture and remove paint chips or project debris that falls or escapes into the water.

At the end of each workday at a minimum, the work area outside of containment, including ground tarpaulins, shall be inspected to verify that paint debris is not present. If debris is observed, it shall be removed by hand and HEPA-vacuuming. If wet methods of preparation are used, the damp debris can remain overnight provided it is protected from accidental release by securely covering the waste, folding the waste into the ground tarps, or by other acceptable methods. Prior to commencing work the next day, the debris shall be removed.

Upon project completion, the ground and water in and around the project site are considered to have been properly cleaned if paint chips, paint removal media (e.g., spent abrasives), fuel, materials of construction, litter, or other project debris have been removed, even if the material being cleaned was a pre-existing condition.

- b) Visible Emissions. The Contractor shall conduct observations of visible emissions and releases on an ongoing daily basis when dust-producing activities are underway, such as paint removal, clean up, waste handling, and containment dismantling or relocation. Note that visible emissions observations do not apply to the fine mist that may escape through permeable containment materials when wet methods of preparation are used.

Visible emissions in excess of SSPC Guide 6, Level 1 (1% of the workday) are unacceptable. In an 8-hour workday, this equates to emissions of a cumulative duration no greater than 4.8 minutes (288 seconds). This criterion applies to scattered, random emissions of short duration. Sustained emissions from a given location (e.g., 1 minute or longer), regardless of the total length of emissions for the workday, are unacceptable and action shall be initiated to halt the emission.

If unacceptable visible emissions or releases are observed, the Contractor shall immediately shut down the emission-producing operations, clean up the debris, and change work practices, modify the containment, or take other appropriate corrective action as needed to prevent similar releases from occurring in the future.

- c) Ambient Air Monitoring. The Contractor shall collect and analyze air samples to evaluate levels of TSP-lead if there are sensitive receptors within 5 times the height of the structure or within 1000 ft. (305 m) of the structure, whichever is greater. If sensitive receptors are not located within these limits, monitoring is not required. Sensitive receptors are areas of public presence or access including, but not limited to, homes, schools, parks, playgrounds, shopping areas, livestock areas, and businesses. The motoring public is not considered to be a sensitive receptor for the purpose of ambient air monitoring. The monitoring schedule shall be as follows:

- For dry abrasive blast cleaning monitoring shall be conducted full time during all days of dust-producing operations (e.g., paint removal, waste handling, containment movement, etc.).
- For wet abrasive blast cleaning, water jetting, or power tool cleaning, monitoring shall be conducted for the first 5 days of dust producing operations. If the results after 5 days are acceptable, monitoring may be discontinued. If the results are unacceptable, corrective action shall be initiated to correct the cause of the emissions, and monitoring shall continue for an additional 5 days. If the results are still unacceptable, the Engineer may direct that the monitoring continue full time.
- When monitoring is discontinued, if visible emissions are observed and/or the Contractor's containment system changes during the course of the project, then air monitoring will again be required for a minimum of two consecutive days until compliance is shown.

All ambient air monitoring shall be performed by the Contractor according to the accepted QA Monitoring Plan and according to EPA regulations 40 CFR Part 50 Appendix B, Reference Method for the Determination of Suspended Particulate Matter in the Atmosphere (High-Volume Method), and 40 CFR Part 50 Appendix G, Reference Method for the Determination of Lead in Suspended Particulate Matter Collected from Ambient Air.

The Contractor shall provide up to 4 monitors per work site and all necessary calibration and support equipment, power to operate them, security (or arrangements to remove and replace the monitors daily), filters, flow chart recorders and overnight envelopes for shipping the filters to the laboratory. The number of monitors required will be indicated in the General Notes. The Contractor shall also contract with a laboratory acceptable to the Engineer for the analysis. The laboratory performing the filter analysis shall be a laboratory that is accredited under the American Industrial Hygiene Association (AIHA) Environmental Lead Laboratory Accreditation Program (ELLAP) for metals analysis and under the EPA National Lead Laboratory Accreditation Program (NLLAP).

The Contractor shall locate the monitors in areas of public exposure and in areas that will capture the maximum pollutant emissions resulting from the work. The Contractor shall identify the recommended monitoring sites in the Environmental Monitoring Plan. The monitors shall not be sited until the Engineer accepts the proposed locations.

Background samples shall be collected for three days prior to the start of work while no paint disturbance operations are underway. The background monitoring shall include two weekdays and one weekend day. The background monitoring shall coincide with the anticipated working hours for the paint removal operations, but shall last for a minimum of 8 hours each day.

The filters shall be removed and replaced with new ones daily. The Contractor shall advise the Engineer in advance when the filters will be removed and replaced. Each day for the first 5 days of monitoring, the Contractor shall send the filters together with chart recorders (to record the volume of air and the run time of the monitor) in an overnight service envelope to the laboratory for analysis. At the discretion of the Engineer, if the initial 5 days of monitoring on full time monitoring projects is acceptable, the filters may be sent to the laboratory every 3 days rather than every day.

TSP-lead results at each monitor location shall be less than 1.5 $\mu\text{g}/\text{cu m}$ per calendar quarter converted to a daily allowance using the formulas from SSPC Guide 6 as follows, except that the maximum 24-hour daily allowance shall be no greater than 6 $\mu\text{g}/\text{cu m}$.

The formula for determining a 24-hour daily value based on the actual number of paint disturbance days expected to occur during the 90-day quarter is:

$$\text{DA} = (90 \div \text{PD}) \times 1.5 \mu\text{g}/\text{cu m}, \text{ where}$$

DA is the daily allowance, and

PD is the number of preparation days anticipated in the 90-day period

If the DA calculation is $> 6.0 \mu\text{g}/\text{cu m}$, use $6.0 \mu\text{g}/\text{cu m}$.

The formula for converting the 24-hour daily allowance to an adjusted daily allowance based on the length of the work shift each day (assuming that there are no lead emissions during the remaining non-working hours of the day) is:

$$\text{ADA} = \text{DA} (24 \div \text{H}), \text{ where}$$

ADA is the adjusted daily allowance,

DA is the daily allowance, and

H is the number of hours worked in 24 hours

If the ADA calculation is $> 15.0 \mu\text{g}/\text{cu m}$, use $15.0 \mu\text{g}/\text{cu m}$

The Contractor shall calibrate the monitors according to the manufacturer's written instructions upon mobilization to the site and quarterly. Each monitor shall be tagged with the calibration date, and calibration information shall be provided to the Engineer upon request.

The laboratory results shall be delivered to the Engineer within 7 days of shipping the filters to the laboratory. The report shall include:

1. Monitor identification, location
2. Cleaning location
3. Volume of air sampled
4. Sample period
5. Sample results expressed in terms of applicable standards i.e. micrograms per cubic meter on a 24 hour time weighted average, or as an adjusted daily allowance.
6. Comparison of the results with the acceptance criteria indicating whether the emissions are compliant.

Regulated Areas Physically demarcated regulated area(s) shall be established around exposure producing operations at the OSHA Action Level for the toxic metal(s) present in the coating. The Contractor shall provide all required protective clothing and equipment for personnel entering into a regulated area. Unprotected street clothing is not permitted within the regulated areas.

Hygiene Facilities/Protective Clothing/Blood Tests The Contractor shall provide clean lavatory and hand washing facilities according to OSHA regulations and confirm that employees wash hands, forearms, and face before breaks. The facilities shall be located at the perimeter of the regulated area in close proximity to the paint removal operation. Shower facilities shall be provided when workers' exposures exceed the Permissible Exposure Limit. Showers shall be located at each bridge site, or if allowed by OSHA regulations, at a central location to service multiple bridges. The shower and wash facilities shall be cleaned at least daily during use.

All wash and shower water shall be filtered and containerized. The Contractor is responsible for filtration, testing, and disposal of the water.

The Contractor shall make available to all IDOT project personnel a base line and post project blood level screening determined by the whole blood lead method, utilizing the Vena-Puncture technique. This screening shall be made available every 2 months for the first 6 months, and every 6 months thereafter.

The Contractor shall provide IDOT project personnel with all required protective clothing and equipment, including disposal or cleaning. Clothing and equipment includes but is not limited to disposable coveralls with hood, booties, disposable surgical gloves, hearing protection, and safety glasses. The protective clothing and equipment shall be provided and maintained on the job site for the exclusive, continuous and simultaneous use by the IDOT personnel. This equipment shall be suitable to allow inspection access to any area in which work is being performed.

All handwash and shower facilities shall be fully available for use by IDOT project personnel.

Site Emergencies

- a) Stop Work. The Contractor shall stop work at any time the conditions are not within specifications and take the appropriate corrective action. The stoppage will continue until conditions have been corrected. Standby time and cost required for corrective action is at the Contractor's expense. The occurrence of the following events shall be reported in writing to IDOT and shall require the Contractor to automatically stop lead paint removal and initiate clean up activities.
- Airborne lead levels at any of the high volume ambient air monitoring locations that exceed the limits in this specification, or airborne lead in excess of the OSHA Action Level at the boundary of the regulated area.
 - Break in containment barriers.
 - Visible emissions in excess of the specification tolerances.
 - Loss of negative air pressure when negative air pressure is specified (e.g., for dry abrasive blast cleaning).
 - Serious injury within the containment area.
 - Fire or safety emergency
 - Respiratory system failure
 - Power failure
- b) Contingency Plans and Arrangements. The Engineer will refer to the contingency plan for site specific instructions in the case of emergencies.

The Contractor shall prepare a contingency plan for emergencies including fire, accident, failure of power, failure of dust collection system, failure of supplied air system or any other event that may require modification of standard operating procedures during lead removal. The plan shall include specific procedures to ensure safe egress and proper medical attention in the event of an emergency. The Contractor shall post the telephone numbers and locations of emergency services including fire, ambulance, doctor, hospital, police, power company and telephone company on clean side of personnel decontamination area.

A two-way radio, or equal, as approved by the Engineer, capable of summoning emergency assistance shall be available at each bridge during the time the Contractor's personnel are at the bridge site under this contract. The following emergency response equipment described in the contingency plan (generic form attached) shall be available during this time as well: an appropriate portable fire extinguisher, a 55 gal (208 L) drum, a 5 gal (19 L) pail, a long handled shovel, absorbent material (one bag).

A copy of the contingency plan shall be maintained at each bridge during cleaning operations and during the time the Contractor's personnel are at the bridge site under this contract. The Contractor shall designate the emergency coordinator(s) required who shall be responsible for the activities described.

An example of a contingency plan is included at the end of this Special Provision.

Collection, Temporary Storage, Transportation and Disposal of Waste The Contractor and the Department are considered to be co-generators of the waste.

The Contractor is responsible for all aspects of waste collection, testing and identification, handling, storage, transportation, and disposal according to these specifications and all applicable Federal, State, and Local regulations. The Contractor shall provide for Engineer review and acceptance a Waste Management Plan that addresses all aspects of waste handling, storage, and testing, and provides the names, addresses, and a contact person for the proposed licensed waste haulers and disposal facilities. The Department will not perform any functions relating to the waste other than provide EPA identification numbers, provide the Contractor with the emergency response information, the emergency response telephone number required to be provided on the manifest, and to sign the waste manifest. The Engineer will obtain the identification numbers from the state and federal environmental protection agencies for the bridge(s) to be painted and furnish those to the Contractor.

All surface preparation/paint residues shall be collected daily and deposited in all-weather containers supplied by the Contractor as temporary storage. The storage area shall be secure to prevent unauthorized entry or tampering with the containers. Acceptable measures include storage within a fully enclosed (e.g., fenced in) and locked area, within a temporary building, or implementing other reasonable means to reduce the possibility of vandalism or exposure of the waste to the public or the environment (e.g., securing the lids or covers of waste containers and roll-off boxes). Waste shall not be stored outside of the containers. Waste shall be collected and transferred to bulk containers taking extra precautions as necessary to prevent the suspension of residues in air or contamination of surrounding surfaces. Precautions may include the transfer of the material within a tarpaulin enclosure. Transfer into roll-off boxes shall be planned to minimize the need for workers to enter the roll-off box.

No residues shall remain on uncontained surfaces overnight. Waste materials shall not be removed through floor drains or by throwing them over the side of the bridge. Flammable materials shall not be stored around or under any bridge structures.

The all-weather containers shall meet the requirements for the transportation of hazardous materials and as approved by the Department. Acceptable containers include covered roll-off boxes and 55-gallon drums (17H). The Contractor shall insure that no breaks and no deterioration of these containers occurs and shall maintain a written log of weekly inspections of the condition of the containers. A copy of the log shall be furnished to the Engineer upon request. The containers shall be kept closed and sealed from moisture except during the addition of waste. Each container shall be permanently identified with the date that waste was placed into the container, contract number, hazardous waste name and ID number, and other information required by the IEPA.

The Contractor shall have each waste stream sampled for each project and tested by TCLP and according to EPA and disposal company requirements. The Engineer shall be notified in advance when the samples will be collected. The samples shall be collected and shipped for testing within the first week of the project, with the results due back to the Engineer within 10 days. Testing shall be considered included in the pay item for "Containment and Disposal of Lead Paint Cleaning Residues." Copies of the test results shall be provided to the Engineer prior to shipping the waste.

Waste water generated from bridge washing, hygiene purposes, and cleaning of equipment shall be filtered on site to remove particulate and disposed of at a Publicly Owned Treatment Works (POTW) according to State regulations. The Contractor shall provide the Engineer with a letter from the POTW indicating that they will accept the waste water. If the POTW allows the filtered water to be placed into the sanitary sewer system, the Contractor shall provide a letter from the POTW indicating that based on the test results of the water, disposal in the sanitary sewer is acceptable to them. Water shall not be disposed of until the above letter(s) are provided to, and accepted by, the Engineer.

If approved abrasive additives are used that render the waste non-hazardous as determined by TCLP testing, the waste shall be classified as a non-hazardous special waste, transported by a licensed waste transporter, and disposed of at an IEPA permitted disposal facility in Illinois.

When paint is removed from the bridge without the use of abrasive additives, the paint, together with the surface preparation media (e.g. abrasive) shall be handled as a hazardous waste, regardless of the TCLP results. The waste shall be transported by a licensed hazardous waste transporter, treated by an IEPA permitted treatment facility to a non-hazardous special waste and disposed of at an IEPA permitted disposal facility in Illinois.

The treatment/disposal facilities shall be approved by the Engineer, and shall hold an IEPA permit for waste disposal and waste stream authorization for this cleaning residue. The IEPA permit and waste stream authorization must be obtained prior to beginning cleaning, except that if necessary, limited paint removal will be permitted in order to obtain samples of the waste for the disposal facilities. The waste shall be shipped to the facility within 90 days of the first accumulation of the waste in the containers. When permitted by the Engineer, waste from multiple bridges in the same contract may be transported by the Contractor to a central waste storage location(s) approved by the Engineer in order to consolidate the material for pick up, and to minimize the storage of waste containers at multiple remote sites after demobilization.

Arrangements for the final waste pickup shall be made with the waste hauler by the time blast cleaning operations are completed or as required to meet the 90 day limit stated above.

The Contractor shall submit a waste accumulation inventory table to the Engineer no later than the 5th day of the month. The table shall show the number and size of waste containers filled each day in the preceding month and the amount of waste shipped that month, including the dates of shipments.

The Contractor shall prepare a manifest supplied by the IEPA for off-site treatment and disposal before transporting the hazardous waste off-site. The Contractor shall prepare a land ban notification for the waste to be furnished to the disposal facility. The Contractor shall obtain the handwritten signature of the initial transporter and date of the acceptance of the manifest. The Contractor shall send one copy of the manifest to the IEPA within two working days of transporting the waste off-site. The Contractor shall furnish the generator copy of the manifest and a copy of the land ban notification to the Engineer. The Contractor shall give the transporter the remaining copies of the manifest.

All other project waste shall be removed from the site according to Federal, State and Local regulations, with all waste removed from the site prior to final Contractor demobilization.

The Contractor shall make arrangements to have other hazardous waste, which he/she generates, such as used paint solvent, transported to the Contractor's facility at the end of each day that this waste is generated. These hazardous wastes shall be manifested using the Contractor's own generator number to a treatment or disposal facility from the Contractor's facility. The Contractor shall not combine solvents or other wastes with cleaning residue wastes. All waste streams shall be stored in separate containers.

The Contractor is responsible for the payment of any fines and undertaking any clean up activities mandated by State or federal environmental agencies for improper waste handling, storage, transportation, or disposal.

Contractor personnel shall be trained in the proper handling of hazardous waste, and the necessary notification and clean up requirements in the event of a spill. The Contractor shall maintain a copy of the personnel training records at each bridge site.

Basis of Payment The soil, water, and air monitoring, containment, collection, temporary storage, transportation, testing and disposal of all project waste, and all other work described herein will be paid for at the contract lump sum price for CONTAINMENT AND DISPOSAL OF LEAD PAINT CLEANING RESIDUES at the designated location. Payment will not be authorized until all requirements have been fulfilled as described in this specification, including the preparation and submittal of all QC documentation, submittal of environmental monitoring and waste test results, and disposal of all waste.

Appendix 1 – Reference List

The Contractor shall maintain the following reference standards and regulations on site for the duration of the project:

- Illinois Environmental Protection Agency – Information Statement on the Removal of Lead-Based Paint from Exterior Surfaces, latest revision

- Illinois Environmental Protection Act
- SSPC Guide 6, Guide for Containing Debris Generated During Paint Removal Operations
- 29 CFR 1926.62, Lead in Construction
- 40 CFR Part 50, Appendix B, Reference Method for the Determination of Suspended Particulate Matter in the Atmosphere (High-Volume Method)
- 40 CFR Part 50, Appendix G, Reference Method for the Determination of Lead in Suspended Particulate Matter Collected from Ambient Air
- SSPC Guide 16, Guide to Specifying and Selecting Dust Collectors
- SSPC TU-7, Conducting Ambient Air, Soil, and Water Sampling Activities During Surface Preparation and Paint Disturbance Activities.

| Table 1 Containment Criteria for Removal of Paint Containing Lead and Other Toxic Metals¹ | | | | | |
|---|-------------------------------|---|--|--------------------------------------|--|
| Removal Method | SSPC Class² | Containment Material Flexibility | Containment Material Permeability³ | Containment Support Structure | Containment Material Joints⁴ |
| Hand Tool Cleaning | 3P ⁶ | Rigid or Flexible | Permeable or Impermeable | Minimal | Partially Sealed |
| Power Tool Cleaning w/ Vacuum | 3P ⁶ | Rigid or Flexible | Permeable or Impermeable | Minimal | Partially Sealed |
| Power Tool Cleaning w/o Vacuum | 2P | Rigid or Flexible | Permeable or Impermeable | Rigid or Flexible | Fully or Partially Sealed |
| Water Jetting Wet Ab Blast Water Cleaning ⁷ | 2W-3W | Rigid or Flexible | Permeable and Impermeable ⁷ | Rigid, Flexible, or Minimal | Fully and Partially Sealed |
| Abrasive Blast Cleaning | 1A | Rigid or Flexible | Impermeable | Rigid or Flexible | Fully Sealed |
| Vacuum Blast Cleaning | 4A ⁶ | Rigid or Flexible | Permeable | Minimal | Partially Sealed |

| Table 1 (Continued) Containment Criteria for Removal of Paint Containing Lead and Other Toxic Metals¹ | | | | | |
|---|-------------------------------|-----------------------------|--|-----------------------------------|------------------------------------|
| Removal Method | SSPC Class² | Containment Entryway | Ventilation System Required⁵ | Negative Pressure Required | Exhaust Filtration Required |
| Hand Tool Cleaning | 3P ⁶ | Overlapping or Open Seam | Natural | No | No |
| Power Tool Cleaning w/ Vacuum | 3P ⁶ | Overlapping or Open Seam | Natural | No | No |
| Power Tool Cleaning w/o Vacuum | 2P | Overlapping or Open Seam | Natural | No | No |
| Water Jetting Wet Ab Blast Water Cleaning ⁷ | 2W-3W | Overlapping or Open Seam | Natural | No | No |
| Abrasive Blast Cleaning | 1A | Airlock or Resealable | Mechanical | Yes | Yes |
| Vacuum Blast Cleaning | 4A ⁶ | Open Seam | Natural | No | No |

Notes:

¹This table provides general design criteria only. It does not guarantee that specific controls over emissions will occur because unique site conditions must be considered in the design. Other combinations of materials may provide controls over emissions equivalent to or greater than those combinations shown above.

²The SSPC Classification is based on SSPC Guide 6. Note that for work over water, water booms or boats with skimmers must be employed, where feasible, to contain spills or releases. Debris must be removed daily at a minimum.

³Permeability addresses both air and water as appropriate. In the case of water removal methods, the containment materials must be resistant to water. Ground covers should always be impermeable, and of sufficient strength to withstand the impact and weight of the debris and the equipment used for collection and clean-up. Ground covers must also extend beyond the containment boundary to capture escaping debris.

⁴ If debris escapes through the seams, then additional sealing of the seams and joints is required.

⁵When "Natural" is listed, ventilation is not required provided the emissions are controlled as specified in this Special Provision, and provided worker exposures are properly controlled. If unacceptable emissions or worker exposures to lead or other toxic metals occur, incorporate a ventilation system into the containment.

⁶Ground covers and wall tarpaulins may provide suitable controls over emissions without the need to completely enclose the work area.

⁷This method applies to water cleaning to remove surface contaminants, and water jetting (with and without abrasive) and wet abrasive blast cleaning where the goal is to remove paint. Although both permeable and impermeable containment materials are included, ground covers and the lower portions of the containment must be water impermeable with fully sealed joints, and of sufficient strength and integrity to facilitate the collection and holding of the water and debris for proper disposal. If water or debris, other than mist, escape through upper sidewalls or ceiling areas constructed of permeable materials, they shall be replaced with impermeable materials. Permeable materials for the purpose of this specification are defined as materials with openings measuring 25 mils (1 micron) or less in greatest dimension.

- A. Containment Components - The basic components that make up containment systems are defined below. The components are combined in Table 1 to establish the minimum containment system requirements for the method(s) of paint removal specified for the Contract.
1. Rigidity of Containment Materials - Rigid containment materials consist of solid panels of plywood, aluminum, rigid metal, plastic, fiberglass, composites, or similar materials. Flexible materials consist of screens, tarps, drapes, plastic sheeting, or similar materials. When directed by the Engineer, do not use flexible materials for horizontal surfaces directly over traffic lanes or vertical surfaces in close proximity to traffic lanes. If the Engineer allows the use of flexible materials, The Contractor shall take special precautions to completely secure the materials to prevent any interference with traffic.
 2. Permeability of Containment Materials - The containment materials are identified as air impenetrable if they are impervious to dust or wind such as provided by rigid panels, coated solid tarps, or plastic sheeting. Air penetrable materials are those that are formed or woven to allow air flow. Water impermeable materials are those that are capable of containing and controlling water when wet methods of preparation are used. Water permeable materials allow the water to pass through. Chemical resistant materials are those resistant to chemical and solvent stripping solutions. Use fire retardant materials in all cases.
 3. Support Structure - Rigid support structures consist of scaffolding and framing to which the containment materials are affixed to minimize movement of the containment cocoon. Flexible support structures are comprised of cables, chains, or similar systems to which the containment materials are affixed. Use fire retardant materials in all cases.
 4. Containment Joints - Fully sealed joints require that mating surfaces between the containment materials and to the structure being prepared are completely sealed. Sealing measures include tape, caulk, Velcro, clamps, or other similar material capable of forming a continuous, impenetrable or impermeable seal. When materials are overlapped, a minimum overlap of 8 in. (200 mm) is required.
 5. Entryway - An airlock entryway involves a minimum of one stage that is fully sealed to the containment and which is maintained under negative pressure using the ventilation system of the containment. Resealable door entryways involve the use of flexible or rigid doors capable of being repeatedly opened and resealed. Sealing methods include the use of zippers, Velcro, clamps, or similar fasteners. Overlapping door tarpaulin entryways consist of two or three overlapping door tarpaulins.
 6. Mechanical Ventilation - The requirement for mechanical ventilation is to ensure that adequate air movement is achieved to reduce worker exposure to toxic metals to as low as feasible according to OSHA regulations (e.g., 29 CFR 1926.62), and to enhance visibility. Design the

system with proper exhaust ports or plenums, adequately sized ductwork, adequately sized discharge fans and air cleaning devices (dust collectors) and properly sized and distributed make-up air points to achieve a uniform air flow inside containment for visibility. The design target for airflow shall be a minimum of 100 ft. (30.5m) per minute cross-draft or 60 ft. (18.3 m) per minute downdraft. Increase these minimum airflow requirements if necessary to address worker lead exposures. Natural ventilation does not require the use of mechanical equipment for moving dust and debris through the work area.

7. Negative Pressure - When specified, achieve a minimum of 0.03 in. (7.5 mm) water column (W.C.) relative to ambient conditions, or confirm through visual assessments for the concave appearance of the containment enclosure.
8. Exhaust Ventilation - When mechanical ventilation systems are used, provide filtration of the exhaust air, to achieve a filtration efficiency of 99.9 percent at 0.02 mils (0.5 microns).

HAZARDOUS WASTE
CONTINGENCY PLAN
FOR
LEAD BASED PAINT REMOVAL PROJECTS

Bridge No.: _____

Location: _____

USEPA Generator No.: _____

IEPA Generator No.: _____

Note:

1. A copy of this plan must be kept at the bridge while the Contractor's employees are at the site.
2. A copy of the plan must be mailed to the police and fire departments and hospital identified herein.

Primary Emergency Coordinator

Name: _____

Address: _____

City: _____

Phone: (Work) _____

(Home) _____

Alternate Emergency Coordinator

Name: _____

Address: _____

City: _____

Phone: (Work) _____

(Home) _____

Emergency Response Agencies

POLICE:

1. State Police (if bridge not in city) Phone: _____
District No. _____
Address: _____
2. County Sheriff _____ Phone: _____
County: _____
Address: _____
3. City Police _____ Phone: _____
District No. _____
Address: _____

Arrangements made with police: (Describe arrangements or refusal by police to make arrangements):

FIRE:

1. City _____ Phone: _____
Name: _____
Address: _____
2. Fire District _____ Phone: _____
Name: _____
Address: _____
3. Other _____ Phone: _____
Name: _____
Address: _____

Arrangements made with fire departments: (Describe arrangements or refusal by fire departments to make arrangements):

HOSPITAL:

Name: _____ Phone: _____

Address: _____

Arrangements made with hospital: (Describe arrangements or refusal by hospital to make arrangements):

Properties of waste and hazard to health:

Places where employees working:

Location of Bridge:

Types of injuries or illness which could result:

Appropriate response to release of waste to the soil:

Appropriate response to release of waste to surface water:

Emergency Equipment at Bridge

| Emergency Equipment List | Location of Equipment | Description of Equipment | Capability of Equipment |
|-------------------------------|-----------------------|--------------------------|---------------------------------|
| 1. Two-way radio | Truck | | Communication |
| 2. Portable Fire Extinguisher | Truck | | Extinguishes Fire |
| 3. Absorbent Material | Truck | | Absorbs Paint or Solvent Spills |
| 4. Hand Shovel | Truck | | Scooping Material |
| 5. 55 Gallon (208 L) Drum | Truck | | Storing Spilled Material |
| 6. 5 Gallon (19 L) Pail | Truck | | Storing Spilled Material |

Emergency Procedure

1. Notify personnel at the bridge of the emergency and implement emergency procedure.
2. Identify the character, source, amount and extent of released materials.
3. Assess possible hazards to health or environment.
4. Contain the released waste or extinguish fire. Contact the fire department if appropriate.
5. If human health or the environment is threatened, contact appropriate police and fire department. In addition, the Emergency Services and Disaster Agency needs to be called using their 24-hour toll free number (800-782-7860) and the National Response Center using their 24-hour toll free number (800-824-8802).
6. Notify the Engineer that an emergency has occurred.
7. Store spilled material and soil contaminated by spill, if any, in a drum or pail. Mark and label the drum or pail for disposal.
8. Write a full account of the spill or fire incident including date, time, volume, material, and response taken.
9. Replenish stock of absorbent material or other equipment used in response.

EQUIPMENT RENTAL RATES (BDE)

Effective: August 2, 2007

Revised: January 2, 2008

Replace the second and third paragraphs of Article 105.07(b)(4)a. of the Standard Specifications with the following:

“Equipment idled which cannot be used on other work, and which is authorized to standby on the project site by the Engineer, will be paid for according to Article 109.04(b)(4).”

Replace Article 109.04(b)(4) of the Standard Specifications with the following:

“(4) Equipment. Equipment used for extra work shall be authorized by the Engineer. The equipment shall be specifically described, be of suitable size and capacity for the work to be performed, and be in good operating condition. For such equipment, the Contractor will be paid as follows.

- a. Contractor Owned Equipment. Contractor owned equipment will be paid for by the hour using the applicable FHWA hourly rate from the “Equipment Watch Rental Rate Blue Book” (Blue Book) in effect when the force account work begins. The FHWA hourly rate is calculated as follows.

$$\text{FHWA hourly rate} = (\text{monthly rate}/176) \times (\text{model year adj.}) \times (\text{Illinois adj.}) + \text{EOC}$$

Where: EOC = Estimated Operating Costs per hour (from the Blue Book)

The time allowed will be the actual time the equipment is operating on the extra work. For the time required to move the equipment to and from the site of the extra work and any authorized idle (standby) time, payment will be made at the following hourly rate: $0.5 \times (\text{FHWA hourly rate} - \text{EOC})$.

All time allowed shall fall within the working hours authorized for the extra work.

The rates above include the cost of fuel, oil, lubrication, supplies, small tools, necessary attachments, repairs, overhaul and maintenance of any kind, depreciation, storage, overhead, profits, insurance, and all incidentals. The rates do not include labor.

The Contractor shall submit to the Engineer sufficient information for each piece of equipment and its attachments to enable the Engineer to determine the proper equipment category. If a rate is not established in the Blue Book for a particular piece of equipment, the Engineer will establish a rate for that piece of equipment that is consistent with its cost and use in the industry.

- b. Rented Equipment. Whenever it is necessary for the Contractor to rent equipment to perform extra work, the rental and transportation costs of the equipment plus five percent for overhead will be paid. In no case shall the rental rates exceed those of established distributors or equipment rental agencies.

All prices shall be agreed to in writing before the equipment is used.”

ORGANIC ZINC-RICH PAINT SYSTEM (BDE)

Effective: November 1, 2001

Revised: January 1, 2008

Add the following to Section 1008 of the Standard Specifications:

“1008.05 Organic Zinc-Rich Paint System. The organic zinc-rich paint system shall consist of an organic zinc-rich primer, an epoxy or urethane intermediate coat, and aliphatic urethane finish coats. It is intended for use over blast-cleaned steel when three-coat shop applications are specified. The system is also suitable for field painting blast-cleaned existing structures.

The coating system shall be evaluated for performance through the National Transportation Product Evaluation Program (NTPEP) for Structural Steel Coatings following the requirements of AASHTO R 31, and shall meet the performance criteria listed herein. After successful NTPEP testing, the coatings shall be submitted to the Illinois Department of Transportation, Bureau of Materials and Physical Research, for qualification and acceptance testing.

(a) General Requirements.

- (1) Compatibility. Each coating in the system shall be supplied by the same paint manufacturer.
- (2) Toxicity. Each coating shall contain less than 0.01 percent lead in the dry film and no more than trace amounts of hexavalent chromium, cadmium, mercury or other toxic heavy metals.
- (3) Volatile Organics. The volatile organic compounds of each coating shall not exceed 3.5 lb/gal (420 g/L) as applied.

(b) Panel Preparation for NTPEP testing. The test panels shall be prepared according to AASHTO R 31, except for the following: Test panels shall be scribed according to ASTM D 1654 with a single “X” mark centered on the panel. The rectangular dimensions of the scribe shall have a top width of 2 in. (50 mm) and a height of 4 in. (100 mm). The scribe cut shall expose the steel substrate as verified with a microscope.

(c) Zinc-Rich Primer Requirements.

- (1) Generic Type. This material shall be an organic zinc-rich epoxy or urethane primer. It shall be suitable for topcoating with epoxies, urethanes, and acrylics.
- (2) Zinc Dust. The zinc dust pigment shall comply with ASTM D 520, Type II.
- (3) Slip Coefficient. The organic zinc coating shall meet a Class B AASHTO slip coefficient (0.50 or greater) for structural steel joints using ASTM A 325 (A 325M) or A 490 (A 490M) bolts.

- (4) Adhesion. The adhesion to an abrasively blasted steel substrate shall not be less than 900 psi (6.2 MPa) when tested according to ASTM D 4541 Annex A4.
 - (5) Unit Weight. The unit weight of the mixed material shall be within 0.4 lb/gal (48 kg/cu m) of the original qualification sample unit weight when tested according to ASTM D 1475.
 - (6) Percent Solids by Weight of Mixed Primer. The percent solids by weight for the mixed material shall be a minimum of 70 percent and shall not vary more than ± 2 percentage points from the percent solids by weight of the original qualification samples when tested according to ASTM D 2369.
 - (7) Percent Solids by Weight of Vehicle Component. The percent solids by weight of the vehicle component shall not vary more than ± 2 percentage points from the percent solids by weight of the original qualification samples when tested according to ASTM D 2369.
 - (8) Viscosity. The viscosity of the mixed material shall not vary more than ± 10 Krebs Units from the original qualification sample viscosity when tested according to ASTM D 562 at 77 °F (25 °C).
 - (9) Dry Set to Touch. The mixed material when applied at 6 mils (150 microns) wet film thickness shall have a dry set to touch of 30 minutes or less when tested according to ASTM D 1640 at 77°F (25 °C).
 - (10) Pot Life. After sitting eight hours at 77°F (25 °C), the mixed material shall not show curdling, gelling, gassing, or hard caking.
- (d) Intermediate Coat Requirements.
- (1) Generic Type. This material shall be an epoxy or urethane. It shall be suitable as an intermediate coat over inorganic and organic zinc primers and compatible with acrylic, epoxy, and polyurethane topcoats.
 - (2) Color. The color of the intermediate coat shall be white, off-white, or beige.
 - (3) Unit Weight. The unit weight of the mixed material and the unit weight of the individual components shall be within 0.20 lb/gal (24 kg/cu m) of the original qualification sample unit weights when tested according to ASTM D 1475.
 - (4) Percent Solids by Weight. The percent solids by weight for the mixed material shall not vary more than ± 2 percentage points from the percent solids by weight of the original qualification samples when tested according to ASTM D 2369.
 - (5) Dry Time. The mixed material shall be dry to touch in two hours and dry hard in eight hours when applied at 10 mils (255 microns) wet film thickness and tested according to ASTM D 1640.

- (6) Viscosity. The viscosity of the mixed material shall not vary more than ± 10 Krebs Units from the original qualification samples when tested according to ASTM D 562 at 77 °F (25 °C).
- (7) Pot Life. After sitting two hours at 77°F (25 °C), the mixed material shall not show curdling, gelling, gassing, or hard caking.

(e) Urethane Finish Coat Requirements.

- (1) Generic Type. This material shall be an aliphatic urethane. It shall be suitable as a topcoat over epoxies and urethanes.
- (2) Color and Hiding Power. The finish coat shall match Munsell Glossy Color 7.5G 4/8 Interstate Green, 2.5YR 3/4 Reddish Brown, 10B 3/6 Blue, or 5B 7/1 Gray. The color difference shall not exceed 3.0 Hunter Delta E Units. Color difference shall be measured by instrumental comparison of the designated Munsell standard to a minimum dry film thickness of 3 mils (75 microns) of sample coating produced on a test panel according to ASTM D 823, Practice E, Hand-Held, Blade Film Application. Color measurements shall be determined on a spectrophotometer with 45 degrees circumferential/zero degrees geometry, illuminant C, and two degrees observer angle. The spectrophotometer shall measure the visible spectrum from 380-720 nanometers with a wavelength interval and spectral bandpass of 10 nanometers.
- (3) Contrast Ratio. The contrast ratio of the finish coat applied at 3 mils (75 microns) dry film thickness shall not be less than 0.99 when tested according to ASTM D 2805.
- (4) Weathering Resistance. Test panels shall be aluminum alloy measuring 12 x 4 in. (300 x 100 mm) prepared according to ASTM D 1730 Type A, Method 1 Solvent Cleaning. A minimum dry film thickness of 3 mils (75 microns) of finish coat shall be applied to three test panels according to ASTM D 823, Practice E, Hand Held Blade Film Application. The coated panels shall be cured at least 14 days at 75 °F \pm 2 °F (24 °C \pm 1 °C) and 50 \pm 5 percent relative humidity. The panels shall be subjected to 300 hours of accelerated weathering using the light and water exposure apparatus (fluorescent UV - condensation type) as specified in ASTM G 53-96 and ASTM G 154 (equipped with UVB-313 lamps). The cycle shall consist of eight hours UV exposure at 140 °F (60 °C) followed by four hours of condensation at 104 °F (40 °C). After exposure, rinse the panel with clean water; allow to dry at room temperature for one hour. The exposed panels shall not show a color change of more than 3 Hunter Delta E Units.
- (5) Dry Time. The mixed material shall be dry to touch in two hours and dry hard in six hours when applied at 6 mils (150 microns) wet film thickness and tested according to ASTM D 1640.

(f) Three Coat System Requirements.

- (1) Finish Coat Color. For NTPEP testing purposes, the color of the finish coat shall match the latest applicable AASHTO R 31 specified color.

- (2) Salt Fog. When tested according to ASTM B 117 and evaluated according to AASHTO R 31, the paint system shall exhibit no spontaneous delamination and not exceed the following acceptance levels after scraping after 5,000 hours of salt fog exposure:

| Salt Fog Acceptance Criteria | | |
|------------------------------|---------------|---------------|
| Blister Criteria | Rust Criteria | |
| Conversion Value | Maximum Creep | Average Creep |
| 9 | 4 mm | 2 mm |

- (3) Cyclic Exposure. When tested according to ASTM D 5894 and evaluated according to AASHTO R 31, the paint system shall exhibit no spontaneous delamination and not exceed the following acceptance levels after 5,000 hours of cyclic exposure:

| Cyclic Exposure Acceptance Criteria | | |
|-------------------------------------|---------------|---------------|
| Blister Criteria | Rust Criteria | |
| Conversion Value | Maximum Creep | Average Creep |
| 9 | 7 mm | 4 mm |

- (4) Abrasion. The abrasion resistance shall be evaluated according to ASTM D 4060 using a Taber Abrader with a 2.20 lb (1000 gram) load and CS 17 wheels. The duration of the test shall be 1,000 cycles. The loss shall be calculated by difference and be less than 0.00049 lb (220 mgs).
- (5) Adhesion. The adhesion to an abrasively blasted steel substrate shall not be less than 900 psi (6.2 MPa) when tested according to ASTM D 4541 Annex A4.
- (6) Freeze Thaw Stability. There shall be no reduction of adhesion, which exceeds the test precision, after 30 days of freeze/thaw/immersion testing. One 24 hour cycle shall consist of 16 hours of approximately -22 °F (-30 °C) followed by four hours of thawing at 122 °F (50 °C) and four hours tap water immersion at 77 °F (25 °C). The test panels shall remain in the freezer mode on weekends and holidays.
- (g) Sampling, Testing, Acceptance, and Certification. Sampling, testing, acceptance, and certification of the coating system shall be according to Article 1008.01."

PAYMENTS TO SUBCONTRACTORS (BDE)

Effective: June 1, 2000

Revised: January 1, 2006

Federal regulations found at 49 CFR §26.29 mandate the Department to establish a contract clause to require Contractors to pay subcontractors for satisfactory performance of their subcontracts and to set the time for such payments.

State law also addresses the timing of payments to be made to subcontractors and material suppliers. Section 7 of the Prompt Payment Act, 30 ILCS 540/7, requires that when a Contractor receives any payment from the Department, the Contractor shall make corresponding, proportional payments to each subcontractor and material supplier performing work or supplying material within 15 calendar days after receipt of the Department payment.

Section 7 of the Act further provides that interest in the amount of two percent per month, in addition to the payment due, shall be paid to any subcontractor or material supplier by the Contractor if the payment required by the Act is withheld or delayed without reasonable cause. The Act also provides that the time for payment required and the calculation of any interest due applies to transactions between subcontractors and lower-tier subcontractors and material suppliers throughout the contracting chain.

This Special Provision establishes the required federal contract clause, and adopts the 15 calendar day requirement of the State Prompt Payment Act for purposes of compliance with the federal regulation regarding payments to subcontractors. This contract is subject to the following payment obligations.

When progress payments are made to the Contractor according to Article 109.07 of the Standard Specifications, the Contractor shall make a corresponding payment to each subcontractor and material supplier in proportion to the work satisfactorily completed by each subcontractor and for the material supplied to perform any work of the contract. The proportionate amount of partial payment due to each subcontractor and material supplier throughout the contracting chain shall be determined by the quantities measured or otherwise determined as eligible for payment by the Department and included in the progress payment to the Contractor. Subcontractors and material suppliers shall be paid by the Contractor within 15 calendar days after the receipt of payment from the Department. The Contractor shall not hold retainage from the subcontractors. These obligations shall also apply to any payments made by subcontractors and material suppliers to their subcontractors and material suppliers; and to all payments made to lower tier subcontractors and material suppliers throughout the contracting chain. Any payment or portion of a payment subject to this provision may only be withheld from the subcontractor or material supplier to whom it is due for reasonable cause.

This Special Provision does not create any rights in favor of any subcontractor or material supplier against the State or authorize any cause of action against the State on account of any payment, nonpayment, delayed payment, or interest claimed by application of the State Prompt Payment Act. The Department will not approve any delay or postponement of the 15 day requirement except for reasonable cause shown after notice and hearing pursuant to Section 7(b) of the State Prompt Payment Act. State law creates other and additional remedies available to any subcontractor or material supplier, regardless of tier, who has not been paid for work properly performed or material furnished. These remedies are a lien against public funds set forth in Section 23(c) of the Mechanics Lien Act, 770 ILCS 60/23(c), and a recovery on the Contractor's payment bond according to the Public Construction Bond Act, 30 ILCS 550.

REFLECTIVE SHEETING ON CHANNELIZING DEVICES (BDE)

Effective: April 1, 2007

Revise the seventh paragraph of Article 1106.02 of the Standard Specifications to read:

“At the time of manufacturing, the retroreflective prismatic sheeting used on channelizing devices shall meet or exceed the initial minimum coefficient of retroreflection as specified in the following table. Measurements shall be conducted according to ASTM E 810, without averaging. Sheeting used on cones, drums and flexible delineators shall be reboundable as tested according to ASTM D 4956. Prestriped sheeting for rigid substrates on barricades shall be white and orange.

| Initial Minimum Coefficient of Retroreflection candelas/foot candle/sq ft (candelas/lux/sq m) of material | | | | |
|--|--------------------------|-------|--------|-----------------------|
| Observation Angle (deg.) | Entrance Angle (deg.) | White | Orange | Fluorescent Orange |
| 0.2 | -4 | 365 | 160 | 150 |
| 0.2 | +30 | 175 | 80 | 70 |
| 0.5 | -4 | 245 | 100 | 95 |
| 0.5 | +30 | 100 | 50 | 40" |

Revise the first sentence of the first paragraph of Article 1106.02(c) of the Standard Specifications to read:

“Barricades and vertical panels shall have alternating white and orange stripes sloping downward at 45 degrees toward the side on which traffic will pass.”

Revise the third sentence of the first paragraph of Article 1106.02(d) of the Standard Specifications to read:

“The bottom panels shall be 8 x 24 in. (200 x 600 mm) with alternating white and orange stripes sloping downward at 45 degrees toward the side on which traffic will pass.”

SUBCONTRACTOR MOBILIZATION PAYMENTS (BDE)

Effective: April 2, 2005

To account for the preparatory work and operations necessary for the movement of subcontractor personnel, equipment, supplies, and incidentals to the project site and for all other work or operations that must be performed or costs incurred when beginning work approved for subcontracting in accordance with Article 108.01 of the Standard Specifications, the Contractor shall make a mobilization payment to each subcontractor.

This mobilization payment shall be made at least 14 days prior to the subcontractor starting work. The amount paid shall be equal to 3 percent of the amount of the subcontract reported on form BC 260A submitted for the approval of the subcontractor’s work.

This provision shall be incorporated directly or by reference into each subcontract approved by the Department.

WORKING DAYS (BDE)

Effective: January 1, 2002

The Contractor shall complete the work within **90** working days.

| VAR. | SECTION | COUNTIES | TOTAL SHEETS | SHEET NO. |
|--------|-------------------------|----------|--------------|-----------|
| ROUTES | D5 BRIDGE PAINTING 2008 | MCLEAN | 22 | 1 |

D-95-045-07
+ 2
24

STATE OF ILLINOIS
DEPARTMENT OF TRANSPORTATION
DIVISION OF HIGHWAYS

PLANS FOR PROPOSED HIGHWAY IMPROVEMENT

VARIOUS ROUTES
SECTION: D5 BRIDGE PAINTING 2008
MCLEAN COUNTY

C-95-045-07
BRIDGE PAINTING

FOR LOCATION MAP, SEE SHEET NO. 3
FOR SUMMARY OF QUANTITIES, SEE SHEET NO. 5

DESIGN DESIGNATION - N/A

(217)465-4181

PROJECT ENGINEER: KEVIN TRAPP

SQUAD LEADER: MICHAEL LEROY

STATE OF ILLINOIS
DEPARTMENT OF TRANSPORTATION
DIVISION OF HIGHWAYS

SUBMITTED 2/6 2008
Joseph E. Gove
DEPUTY DIRECTOR OF HIGHWAYS, REGION 3 ENGINEER

EXAMINED _____ 20_____

ENGINEER OF DESIGN AND ENVIRONMENT

APPROVED _____ 20_____

DIRECTOR, DIVISION OF HIGHWAYS

U.S. DEPARTMENT OF TRANSPORTATION
FEDERAL HIGHWAY ADMINISTRATION

APPROVED _____

DIVISION ADMINISTRATOR DATE

PRINTED BY AUTHORITY OF THE STATE OF ILLINOIS

| | | | | |
|--------|-------------------------|----------|--------------|-----------|
| VAR. | SECTION | COUNTIES | TOTAL SHEETS | SHEET NO. |
| ROUTES | D5 BRIDGE PAINTING 2008 | MCLEAN | 22 | 2 |

D-95-045-07

INDEX OF SHEETS

| SHEET NO. | DESCRIPTION |
|------------------|---|
| 1 | COVER SHEET |
| 2 | INDEX OF SHEETS/LIST OF HIGHWAY STANDARDS |
| 3 | LOCATION MAP, REGION 3 |
| 4 | GENERAL NOTES |
| 5 | SUMMARY OF QUANTITIES |
| 6 | LOCATION MAP |
| 7-10A | LOCATION #1 SN 057-0162 BRIDGE DESCRIPTIONS |
| 11-14 | LOCATION #2 SN 057-0182 BRIDGE DESCRIPTIONS |
| 15-18 | LOCATION #3 SN 057-0183 BRIDGE DESCRIPTIONS |
| 19-22A | LOCATION #4 SN 057-0172 BRIDGE DESCRIPTIONS |

LIST OF HIGHWAY STANDARDS

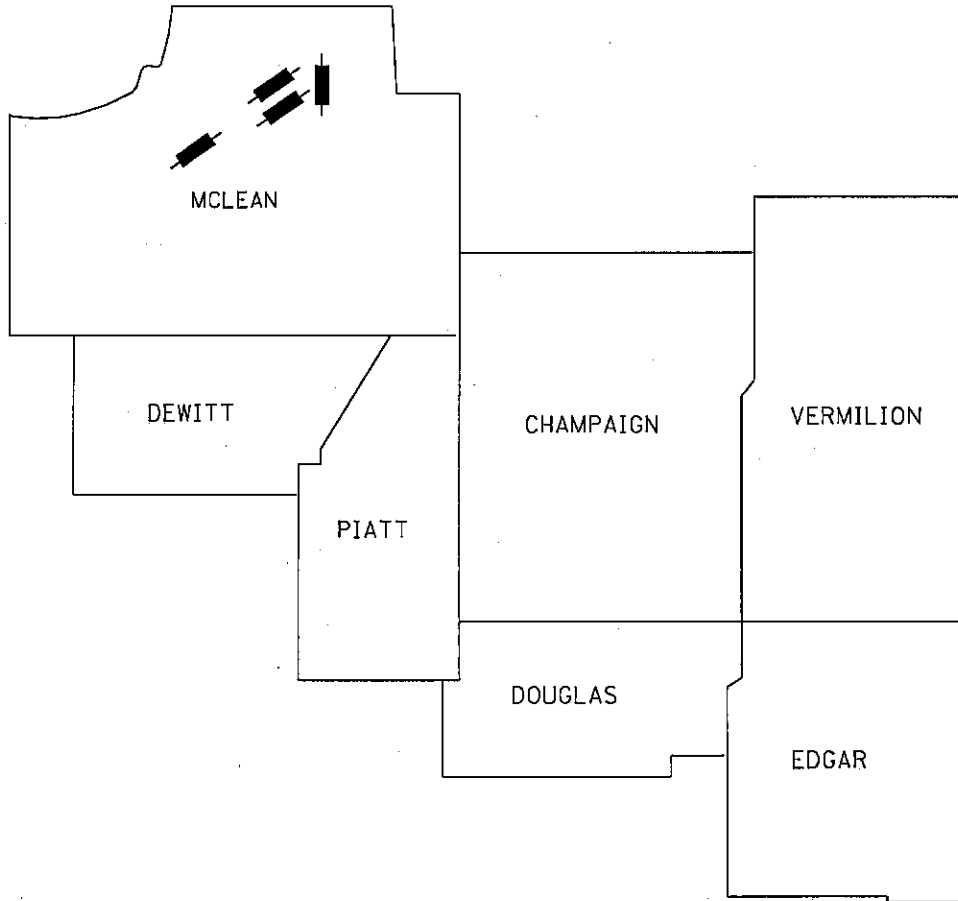
| STANDARD NO. | DESCRIPTION |
|---------------------|--|
| 701101-01 | OFF-ROAD OPERATIONS, MULTI-LANE, LESS THAN 15' AWAY FOR SPEEDS >= 45 MPH |
| 701106-01 | OFF-ROAD OPERATIONS, MULTI-LANE, MORE THAN 15' AWAY FOR SPEEDS >= 45 MPH |
| 701400-02 | APPROACH TO LANE CLOSURE, FREEWAY/EXPRESSWAY |
| 701406-04 | LANE CLOSURE, MULTI-LANE, DAY OPERATIONS ONLY FOR SPEEDS >= 45 MPH |
| 701411-04 | LANE CLOSURE, MULTI-LANE, AT ENTRANCE OR EXIT RAMP FOR SPEEDS >= 45 MPH |
| 701901 | TRAFFIC CONTROL DEVICES |

USER NAME = collierfw

| VAR. | SECTION | COUNTIES | TOTAL SHEETS | SHEET NO. |
|--------|-------------------------|----------|--------------|-----------|
| ROUTES | D5 BRIDGE PAINTING 2008 | MCLEAN | 22 | 3 |

D-95-045-07

LOCATION MAP REGION 3



USER NAME = collierbw

LOCATION OF SECTION INDICATED THUS: -  -

| VAR. | SECTION | COUNTIES | TOTAL SHEETS | SHEET NO. |
|--------|-------------------------|----------|--------------|-----------|
| ROUTES | D5 BRIDGE PAINTING 2008 | MCLEAN | 22 | 4 |

D-95-045-07

GENERAL NOTES

G.N.-100

ENGLISH UNITS OF MEASUREMENT SHALL GOVERN OVER AND SUPERSEDE ANY METRIC UNITS SHOWN IN THIS CONTRACT. WHERE INCLUDED, METRIC UNITS ARE FOR INFORMATION ONLY

G.N.-501A

THE EXISTING STRUCTURAL STEEL COATING CONTAINS LEAD. THE CONTRACTOR SHOULD FOLLOW THE GUIDE BRIDGE SPECIAL PROVISIONS FOR CONTAINMENT AND DISPOSAL OF LEAD PAINT CLEANING RESIDUES TO DEAL WITH THE PRESENCE OF LEAD ON THIS PROJECT.

NO COMMITMENTS

SSPC QP1 & QP2 PAINTING CONTRACTOR CERTIFICATIONS ARE REQUIRED FOR THIS PROJECT.

USER NAME = collierhw

SUMMARY OF QUANTITIES

MCLEAN
COUNTY

100% STATE

SFTY:2A

USER NAME = collierhw

CONSTRUCTION CODE:

| PAY ITEM CODE | PAY ITEM | UNIT | QTY | LOC. #1 | LOC. #2 | LOC. #3 | LOC. #4 |
|---------------|--|--------|------|---------|---------|---------|---------|
| 50600600 | CLEANING AND PAINTING STEEL BRIDGE NO. 1 | LSUM | 1.0 | 1.0 | | | |
| 50600700 | CLEANING AND PAINTING STEEL BRIDGE NO. 2 | LSUM | 1.0 | | 1.0 | | |
| 50600800 | CLEANING AND PAINTING STEEL BRIDGE NO. 3 | LSUM | 1.0 | | | 1.0 | |
| 50600900 | CLEANING AND PAINTING STEEL BRIDGE NO. 4 | LSUM | 1.0 | | | | 1.0 |
| 50606401 | CONTAINMENT AND DISPOSAL OF LEAD PAINT/CLEANING RESIDUES NO. 1 | LSUM | 1.0 | 1.0 | | | |
| 50606402 | CONTAINMENT AND DISPOSAL OF LEAD PAINT/CLEANING RESIDUES NO. 2 | LSUM | 1.0 | | 1.0 | | |
| 50606403 | CONTAINMENT AND DISPOSAL OF LEAD PAINT/CLEANING RESIDUES NO. 3 | LSUM | 1.0 | | | 1.0 | |
| 50606404 | CONTAINMENT AND DISPOSAL OF LEAD PAINT/CLEANING RESIDUES NO. 4 | LSUM | 1.0 | | | | 1.0 |
| 67100100 | MOBILIZATION | L SUM | 1.0 | 0.25 | 0.25 | 0.25 | 0.25 |
| 70100420 | TRAFFIC CONTROL AND PROTECTION, STANDARD 701411 | EACH | 2.0 | 2.0 | 0.0 | | |
| 70100700 | TRAFFIC CONTROL AND PROTECTION, STANDARD 701406 | L SUM | 1.0 | 0.25 | 0.25 | 0.25 | 0.25 |
| X5067501 | BRIDGE CLEANING AND PAINTING WARRANTY NUMBER 1 | L SUM | 1.0 | 1.0 | | | |
| X5067502 | BRIDGE CLEANING AND PAINTING WARRANTY NUMBER 2 | L SUM | 1.0 | | 1.0 | | |
| X5067503 | BRIDGE CLEANING AND PAINTING WARRANTY NUMBER 3 | L SUM | 1.0 | | | 1.0 | |
| X5067504 | BRIDGE CLEANING AND PAINTING WARRANTY NUMBER 4 | L SUM | 1.0 | | | | 1.0 |
| X7015005 | CHANGEABLE MESSAGE SIGN | CAL DA | 28.0 | 14.0 | | 14.0 | |

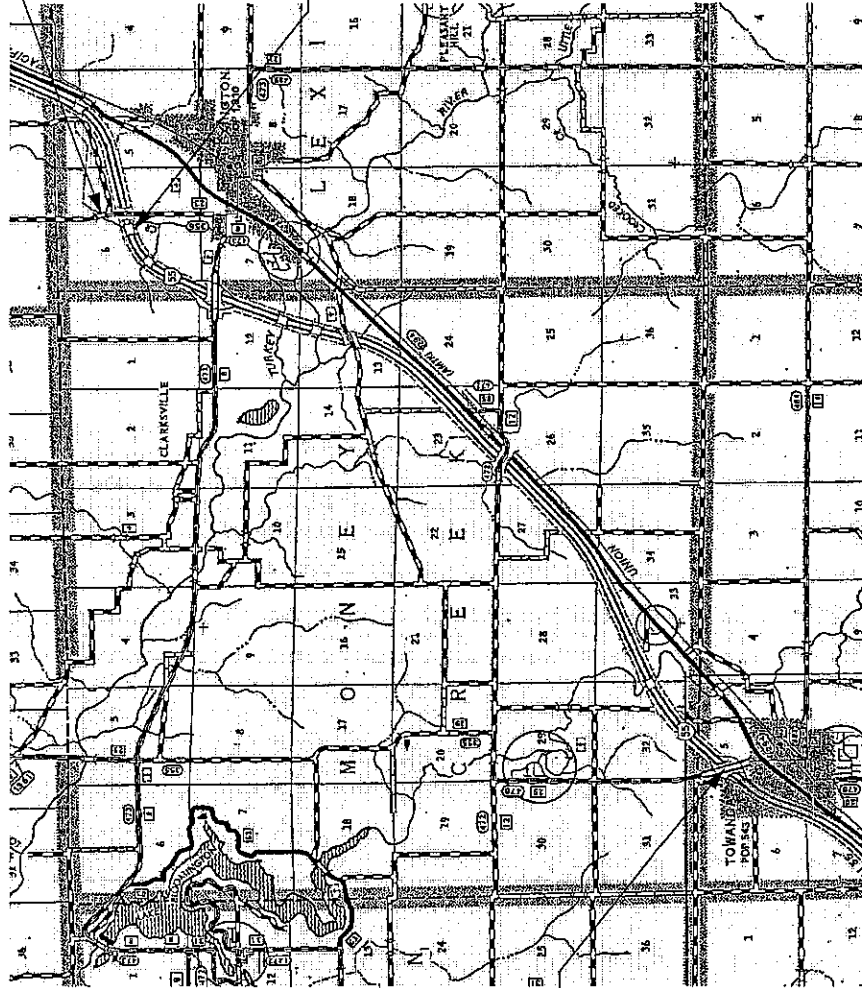
| | | | | |
|--------|-------------------------|----------|--------------|-----------|
| VAR. | SECTION | COUNTIES | TOTAL SHEETS | SHEET NO. |
| ROUTES | D5 BRIDGE PAINTING 2008 | MCLEAN | 22 | 5 |

D-95-045-07

LOCATION MAP

CH 23, S.N. 057-0172
ADT 650
ADT I-55 = 23,000

I-55 S.N. 057-0182 (SB)
I-55 S.N. 057-0183 (NB)
ADT 23,000



CH 29, S.N. 057-0162
ADT I-55 = 25,400
ADT CH 29 = 5,300

| VAR. | SECTION | COUNTIES | TOTAL SHEETS | SHEET NO. |
|--------|-------------------------|----------|--------------|-----------|
| ROUTES | D5 BRIDGE PAINTING 2008 | MCLEAN | 22 | 6 |

D-95-045-07

USER NAME = collierhw

| VAR. | SECTION | COUNTY | TOTAL SHEETS | SHEET NO. |
|--------|-------------------------|--------|--------------|-----------|
| ROUTES | D5 BRIDGE PAINTING 2008 | MCLEAN | 22 | 7 |

D-95-045-07

LOCATION #1

DESCRIPTION: FAI - 55
 0.5 MILES NORTH OF TOWANDA
 COUNTY: MCLEAN
 ROUTE: CH 29 OVER FAI 55
 MARKED ROUTE: I-55
 SECTION: 57-3-1
 STRUCTURE NUMBER: 057-0162
 TYPE OF STRUCTURE: 2 SPANS-9 BEAM LINES (48" STEEL WEB GIRDER)

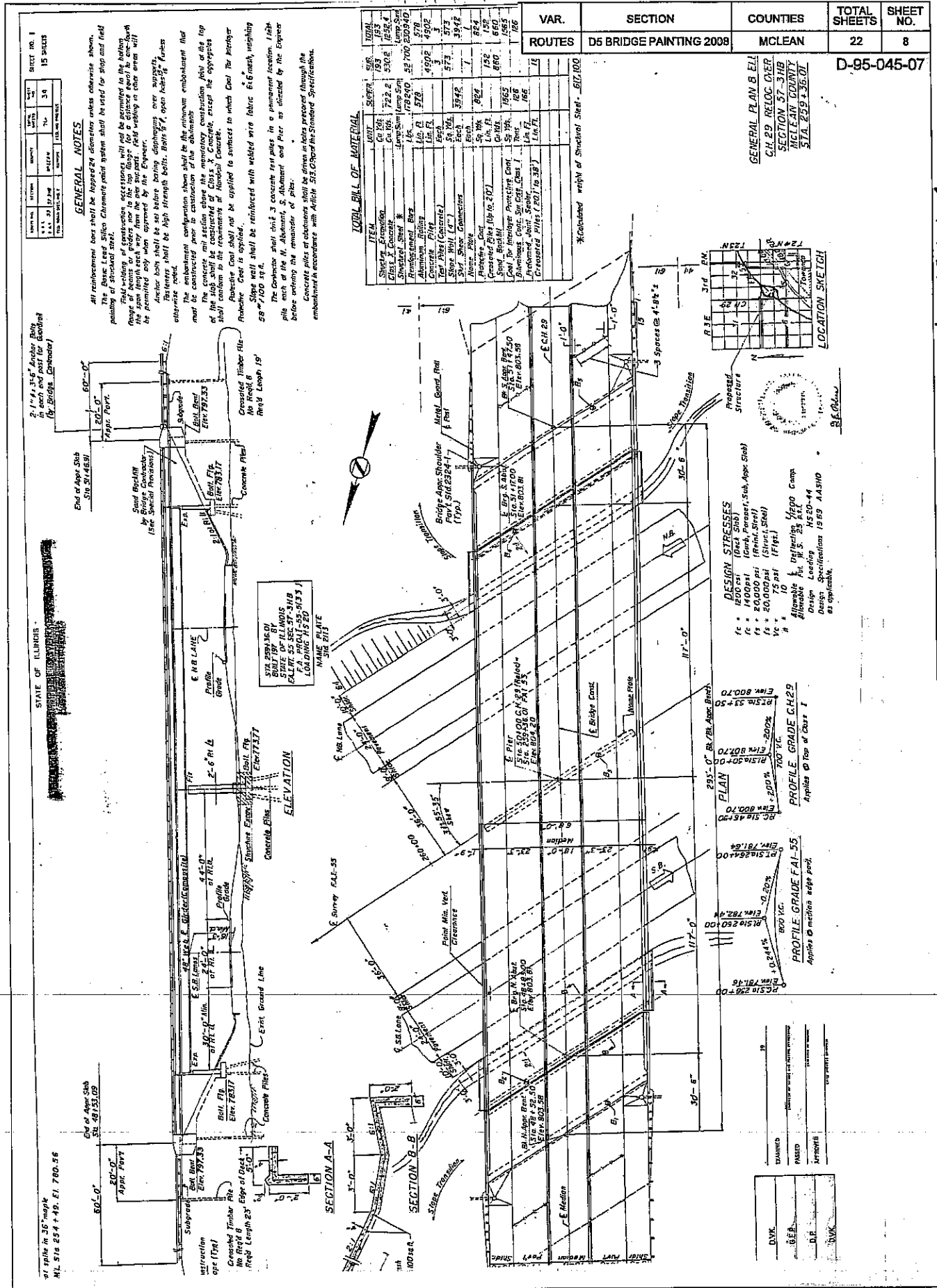
CLEANING AND PAINTING OF THE EXISTING STRUCTURAL STEEL INCLUDING DECK EXTENSION DRAINS SHALL BE AS SPECIFIED IN THE SPECIAL PROVISION FOR "CLEANING AND PAINTING EXISTING STEEL STRUCTURES." ALL BEAMS, BEARING AND OTHER STRUCTURAL STEEL SHALL BE CLEANED PER NEAR WHITE BLASTING-SSPC-SP10.

THE DESIGNATED AREAS CLEANED PER NEAR WHITE BLAST CLEANING - SSPC-SPC10 SHALL BE PAINTED ACCORDING TO THE REQUIREMENTS OF PAINT SYSTEM 1-OZ/E/U. THE COLOR OF THE FINAL FINISH COAT FOR ALL INTERIOR STEEL SURFACES SHALL BE GRAY, MUNSELL NO. 5B 7/1. THE COLOR OF THE FINAL FINISH COAT FOR ALL EXTERIOR AND BOTTOM FLANGE OF THE FASCIA BEAMS SHALL BE REDDISH BROWN MUNSELL NO. 2.5YR 3/4.

PAINT WARRANTY REQUIRED FOR THIS BRIDGE

A MINIMUM OF TWO (2) AIR MONITORS WILL BE REQUIRED TO MONITOR AIR QUALITY DURING DUST PRODUCING OPERATIONS AT THIS SITE. SEE SPECIAL PROVISIONS FOR CONTAINMENT AND DISPOSAL OF LEAD PAINT CLEANING RESIDUES.

USER NAME = collierhw



Sheets: 1, 2, 3, 4, 5, 6, 7, 8, 9, 10, 11, 12, 13, 14, 15, 16, 17, 18, 19, 20, 21, 22, 23, 24, 25, 26, 27, 28, 29, 30, 31, 32, 33, 34, 35, 36, 37, 38, 39, 40, 41, 42, 43, 44, 45, 46, 47, 48, 49, 50, 51, 52, 53, 54, 55, 56, 57, 58, 59, 60, 61, 62, 63, 64, 65, 66, 67, 68, 69, 70, 71, 72, 73, 74, 75, 76, 77, 78, 79, 80, 81, 82, 83, 84, 85, 86, 87, 88, 89, 90, 91, 92, 93, 94, 95, 96, 97, 98, 99, 100

GENERAL NOTES

All reinforcement bars shall be lap-spliced unless otherwise shown. The Basic Lap Splice Development length shall be as per ACI 308 and shall be adjusted for concrete strength, bar diameter, and lap length. Reinforcing steel shall be placed in the bottom of the slab with the top layer of bars being placed at least 4 inches from the top surface. Reinforcing steel shall be placed at least 4 inches from the bottom surface. Reinforcing steel shall be placed at least 4 inches from the side surfaces. Reinforcing steel shall be placed at least 4 inches from the end surfaces. Reinforcing steel shall be placed at least 4 inches from the top surface of the slab. Reinforcing steel shall be placed at least 4 inches from the bottom surface of the slab. Reinforcing steel shall be placed at least 4 inches from the side surfaces of the slab. Reinforcing steel shall be placed at least 4 inches from the end surfaces of the slab.

TOTAL BILL OF MATERIAL

| ITEM | QTY | UNIT | DESCRIPTION | QTY | UNIT | DESCRIPTION |
|---------------------|---------|---------|-------------|---------|---------|-------------|
| Steel Reinforcement | 153 | TON | | 153 | TON | |
| Formwork | 1832.4 | SQ. YD. | | 1832.4 | SQ. YD. | |
| Concrete | 22700.8 | CY | | 22700.8 | CY | |
| Gravel | 89982.4 | CY | | 89982.4 | CY | |
| Sand | 17996.4 | CY | | 17996.4 | CY | |
| Water | 2270.1 | CU. YD. | | 2270.1 | CU. YD. | |
| Oil | 454.0 | CU. YD. | | 454.0 | CU. YD. | |
| Bricks | 578 | 1000 | | 578 | 1000 | |
| Block | 578 | 1000 | | 578 | 1000 | |
| Concrete | 4902 | CU. YD. | | 4902 | CU. YD. | |
| Gravel | 1796.4 | CU. YD. | | 1796.4 | CU. YD. | |
| Sand | 359.2 | CU. YD. | | 359.2 | CU. YD. | |
| Water | 45.4 | CU. YD. | | 45.4 | CU. YD. | |
| Oil | 9.1 | CU. YD. | | 9.1 | CU. YD. | |
| Bricks | 116 | 1000 | | 116 | 1000 | |
| Block | 116 | 1000 | | 116 | 1000 | |
| Concrete | 153 | CU. YD. | | 153 | CU. YD. | |
| Gravel | 516.4 | CU. YD. | | 516.4 | CU. YD. | |
| Sand | 103.3 | CU. YD. | | 103.3 | CU. YD. | |
| Water | 12.9 | CU. YD. | | 12.9 | CU. YD. | |
| Oil | 2.6 | CU. YD. | | 2.6 | CU. YD. | |
| Bricks | 153 | 1000 | | 153 | 1000 | |
| Block | 153 | 1000 | | 153 | 1000 | |
| Concrete | 153 | CU. YD. | | 153 | CU. YD. | |
| Gravel | 516.4 | CU. YD. | | 516.4 | CU. YD. | |
| Sand | 103.3 | CU. YD. | | 103.3 | CU. YD. | |
| Water | 12.9 | CU. YD. | | 12.9 | CU. YD. | |
| Oil | 2.6 | CU. YD. | | 2.6 | CU. YD. | |
| Bricks | 153 | 1000 | | 153 | 1000 | |
| Block | 153 | 1000 | | 153 | 1000 | |
| Concrete | 153 | CU. YD. | | 153 | CU. YD. | |
| Gravel | 516.4 | CU. YD. | | 516.4 | CU. YD. | |
| Sand | 103.3 | CU. YD. | | 103.3 | CU. YD. | |
| Water | 12.9 | CU. YD. | | 12.9 | CU. YD. | |
| Oil | 2.6 | CU. YD. | | 2.6 | CU. YD. | |
| Bricks | 153 | 1000 | | 153 | 1000 | |
| Block | 153 | 1000 | | 153 | 1000 | |
| Concrete | 153 | CU. YD. | | 153 | CU. YD. | |
| Gravel | 516.4 | CU. YD. | | 516.4 | CU. YD. | |
| Sand | 103.3 | CU. YD. | | 103.3 | CU. YD. | |
| Water | 12.9 | CU. YD. | | 12.9 | CU. YD. | |
| Oil | 2.6 | CU. YD. | | 2.6 | CU. YD. | |
| Bricks | 153 | 1000 | | 153 | 1000 | |
| Block | 153 | 1000 | | 153 | 1000 | |
| Concrete | 153 | CU. YD. | | 153 | CU. YD. | |
| Gravel | 516.4 | CU. YD. | | 516.4 | CU. YD. | |
| Sand | 103.3 | CU. YD. | | 103.3 | CU. YD. | |
| Water | 12.9 | CU. YD. | | 12.9 | CU. YD. | |
| Oil | 2.6 | CU. YD. | | 2.6 | CU. YD. | |

| VAR. | SECTION | COUNTIES | TOTAL SHEETS | SHEET NO. |
|--------|-------------------------|----------|--------------|-----------|
| ROUTES | D5 BRIDGE PAINTING 2008 | MCLEAN | 22 | 8 |

Contract No. 70666
 GENERAL PLAN B. ELL
 SECTION 57-3HB
 MCLEAN COUNTY
 STA. 229+36.07

D-95-045-07

USER NAME = collierhw

End of Approach Slab
 STA. 214.659

End of Approach Slab
 STA. 214.659

End of Approach Slab
 STA. 214.659

End of Approach Slab
 STA. 214.659

End of Approach Slab
 STA. 214.659

End of Approach Slab
 STA. 214.659

End of Approach Slab
 STA. 214.659

End of Approach Slab
 STA. 214.659

End of Approach Slab
 STA. 214.659

End of Approach Slab
 STA. 214.659

End of Approach Slab
 STA. 214.659

End of Approach Slab
 STA. 214.659

End of Approach Slab
 STA. 214.659

End of Approach Slab
 STA. 214.659

End of Approach Slab
 STA. 214.659

End of Approach Slab
 STA. 214.659

End of Approach Slab
 STA. 214.659

End of Approach Slab
 STA. 214.659

End of Approach Slab
 STA. 214.659

End of Approach Slab
 STA. 214.659

End of Approach Slab
 STA. 214.659

End of Approach Slab
 STA. 214.659

End of Approach Slab
 STA. 214.659

End of Approach Slab
 STA. 214.659

End of Approach Slab
 STA. 214.659

End of Approach Slab
 STA. 214.659

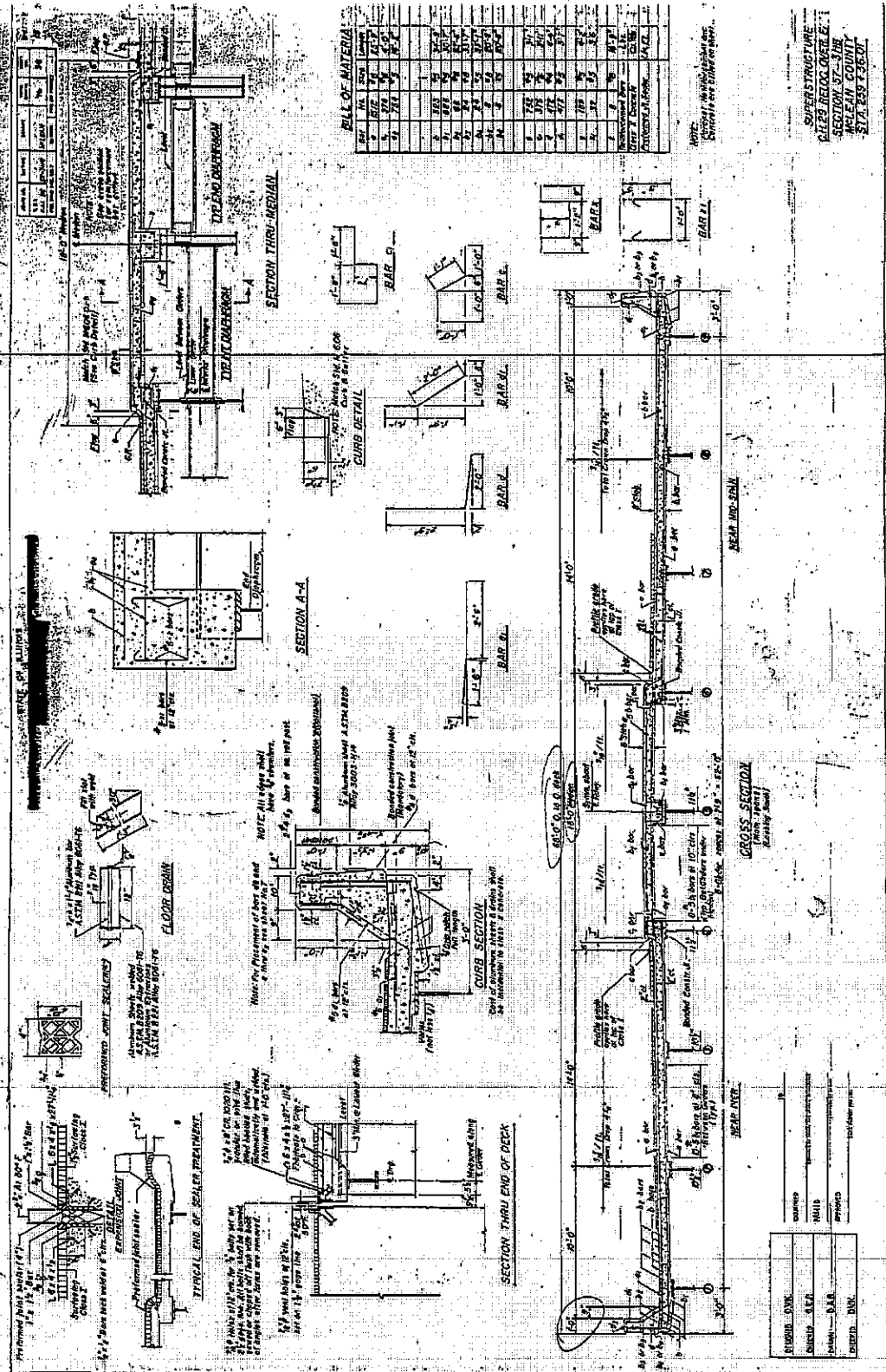
End of Approach Slab
 STA. 214.659

LOCATION 1

| VAR. | SECTION | COUNTIES | TOTAL SHEETS | SHEET NO. |
|--------|-------------------------|----------|--------------|-----------|
| ROUTES | D5 BRIDGE PAINTING 2008 | MCLEAN | 22 | 9 |

D-95-045-07

USER NAME = collierbw



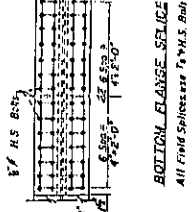
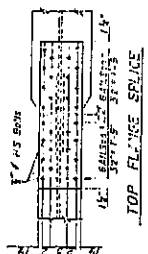
| VAR. | SECTION | COUNTIES | TOTAL SHEETS | SHEET NO. |
|--------|-------------------------|----------|--------------|-----------|
| ROUTES | D5 BRIDGE PAINTING 2008 | MCLEAN | 22 | 10 |

D-95-045-07

| NO. | DATE | BY | DESCRIPTION |
|-----|----------|----|-------------------------|
| 1 | 11/27/07 | DM | ISSUED FOR PERMITS |
| 2 | 12/10/07 | DM | ISSUED FOR BIDDING |
| 3 | 01/15/08 | DM | ISSUED FOR CONSTRUCTION |

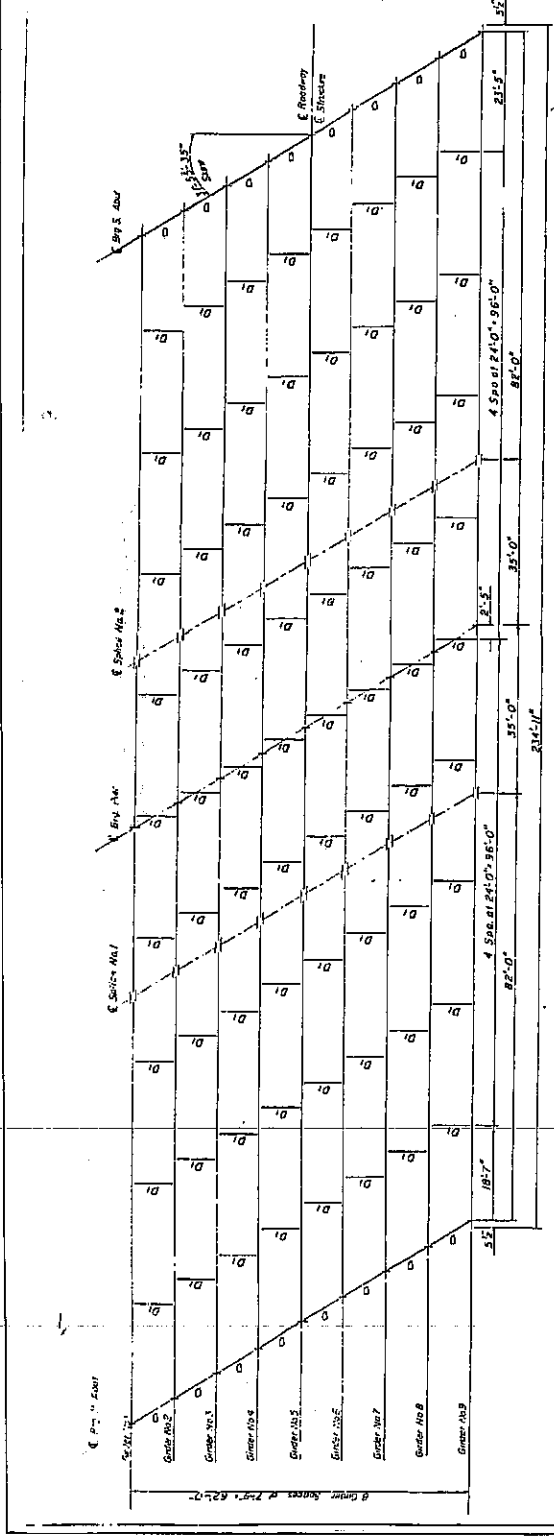
| NO. | DATE | BY | DESCRIPTION |
|-----|----------|----|-------------------------|
| 1 | 11/27/07 | DM | ISSUED FOR PERMITS |
| 2 | 12/10/07 | DM | ISSUED FOR BIDDING |
| 3 | 01/15/08 | DM | ISSUED FOR CONSTRUCTION |
| 4 | 02/20/08 | DM | ISSUED FOR CONSTRUCTION |
| 5 | 03/10/08 | DM | ISSUED FOR CONSTRUCTION |
| 6 | 03/20/08 | DM | ISSUED FOR CONSTRUCTION |
| 7 | 04/01/08 | DM | ISSUED FOR CONSTRUCTION |
| 8 | 04/15/08 | DM | ISSUED FOR CONSTRUCTION |
| 9 | 04/25/08 | DM | ISSUED FOR CONSTRUCTION |
| 10 | 05/05/08 | DM | ISSUED FOR CONSTRUCTION |
| 11 | 05/15/08 | DM | ISSUED FOR CONSTRUCTION |
| 12 | 05/25/08 | DM | ISSUED FOR CONSTRUCTION |
| 13 | 06/05/08 | DM | ISSUED FOR CONSTRUCTION |
| 14 | 06/15/08 | DM | ISSUED FOR CONSTRUCTION |
| 15 | 06/25/08 | DM | ISSUED FOR CONSTRUCTION |
| 16 | 07/05/08 | DM | ISSUED FOR CONSTRUCTION |
| 17 | 07/15/08 | DM | ISSUED FOR CONSTRUCTION |
| 18 | 07/25/08 | DM | ISSUED FOR CONSTRUCTION |
| 19 | 08/05/08 | DM | ISSUED FOR CONSTRUCTION |
| 20 | 08/15/08 | DM | ISSUED FOR CONSTRUCTION |
| 21 | 08/25/08 | DM | ISSUED FOR CONSTRUCTION |
| 22 | 09/05/08 | DM | ISSUED FOR CONSTRUCTION |
| 23 | 09/15/08 | DM | ISSUED FOR CONSTRUCTION |
| 24 | 09/25/08 | DM | ISSUED FOR CONSTRUCTION |
| 25 | 10/05/08 | DM | ISSUED FOR CONSTRUCTION |
| 26 | 10/15/08 | DM | ISSUED FOR CONSTRUCTION |
| 27 | 10/25/08 | DM | ISSUED FOR CONSTRUCTION |
| 28 | 11/05/08 | DM | ISSUED FOR CONSTRUCTION |
| 29 | 11/15/08 | DM | ISSUED FOR CONSTRUCTION |
| 30 | 11/25/08 | DM | ISSUED FOR CONSTRUCTION |
| 31 | 12/05/08 | DM | ISSUED FOR CONSTRUCTION |
| 32 | 12/15/08 | DM | ISSUED FOR CONSTRUCTION |
| 33 | 12/25/08 | DM | ISSUED FOR CONSTRUCTION |
| 34 | 01/05/09 | DM | ISSUED FOR CONSTRUCTION |
| 35 | 01/15/09 | DM | ISSUED FOR CONSTRUCTION |
| 36 | 01/25/09 | DM | ISSUED FOR CONSTRUCTION |
| 37 | 02/05/09 | DM | ISSUED FOR CONSTRUCTION |
| 38 | 02/15/09 | DM | ISSUED FOR CONSTRUCTION |
| 39 | 02/25/09 | DM | ISSUED FOR CONSTRUCTION |
| 40 | 03/05/09 | DM | ISSUED FOR CONSTRUCTION |
| 41 | 03/15/09 | DM | ISSUED FOR CONSTRUCTION |
| 42 | 03/25/09 | DM | ISSUED FOR CONSTRUCTION |
| 43 | 04/05/09 | DM | ISSUED FOR CONSTRUCTION |
| 44 | 04/15/09 | DM | ISSUED FOR CONSTRUCTION |
| 45 | 04/25/09 | DM | ISSUED FOR CONSTRUCTION |
| 46 | 05/05/09 | DM | ISSUED FOR CONSTRUCTION |
| 47 | 05/15/09 | DM | ISSUED FOR CONSTRUCTION |
| 48 | 05/25/09 | DM | ISSUED FOR CONSTRUCTION |
| 49 | 06/05/09 | DM | ISSUED FOR CONSTRUCTION |
| 50 | 06/15/09 | DM | ISSUED FOR CONSTRUCTION |
| 51 | 06/25/09 | DM | ISSUED FOR CONSTRUCTION |
| 52 | 07/05/09 | DM | ISSUED FOR CONSTRUCTION |
| 53 | 07/15/09 | DM | ISSUED FOR CONSTRUCTION |
| 54 | 07/25/09 | DM | ISSUED FOR CONSTRUCTION |
| 55 | 08/05/09 | DM | ISSUED FOR CONSTRUCTION |
| 56 | 08/15/09 | DM | ISSUED FOR CONSTRUCTION |
| 57 | 08/25/09 | DM | ISSUED FOR CONSTRUCTION |
| 58 | 09/05/09 | DM | ISSUED FOR CONSTRUCTION |
| 59 | 09/15/09 | DM | ISSUED FOR CONSTRUCTION |
| 60 | 09/25/09 | DM | ISSUED FOR CONSTRUCTION |
| 61 | 10/05/09 | DM | ISSUED FOR CONSTRUCTION |
| 62 | 10/15/09 | DM | ISSUED FOR CONSTRUCTION |
| 63 | 10/25/09 | DM | ISSUED FOR CONSTRUCTION |
| 64 | 11/05/09 | DM | ISSUED FOR CONSTRUCTION |
| 65 | 11/15/09 | DM | ISSUED FOR CONSTRUCTION |
| 66 | 11/25/09 | DM | ISSUED FOR CONSTRUCTION |
| 67 | 12/05/09 | DM | ISSUED FOR CONSTRUCTION |
| 68 | 12/15/09 | DM | ISSUED FOR CONSTRUCTION |
| 69 | 12/25/09 | DM | ISSUED FOR CONSTRUCTION |
| 70 | 01/05/10 | DM | ISSUED FOR CONSTRUCTION |
| 71 | 01/15/10 | DM | ISSUED FOR CONSTRUCTION |
| 72 | 01/25/10 | DM | ISSUED FOR CONSTRUCTION |
| 73 | 02/05/10 | DM | ISSUED FOR CONSTRUCTION |
| 74 | 02/15/10 | DM | ISSUED FOR CONSTRUCTION |
| 75 | 02/25/10 | DM | ISSUED FOR CONSTRUCTION |
| 76 | 03/05/10 | DM | ISSUED FOR CONSTRUCTION |
| 77 | 03/15/10 | DM | ISSUED FOR CONSTRUCTION |
| 78 | 03/25/10 | DM | ISSUED FOR CONSTRUCTION |
| 79 | 04/05/10 | DM | ISSUED FOR CONSTRUCTION |
| 80 | 04/15/10 | DM | ISSUED FOR CONSTRUCTION |
| 81 | 04/25/10 | DM | ISSUED FOR CONSTRUCTION |
| 82 | 05/05/10 | DM | ISSUED FOR CONSTRUCTION |
| 83 | 05/15/10 | DM | ISSUED FOR CONSTRUCTION |
| 84 | 05/25/10 | DM | ISSUED FOR CONSTRUCTION |
| 85 | 06/05/10 | DM | ISSUED FOR CONSTRUCTION |
| 86 | 06/15/10 | DM | ISSUED FOR CONSTRUCTION |
| 87 | 06/25/10 | DM | ISSUED FOR CONSTRUCTION |
| 88 | 07/05/10 | DM | ISSUED FOR CONSTRUCTION |
| 89 | 07/15/10 | DM | ISSUED FOR CONSTRUCTION |
| 90 | 07/25/10 | DM | ISSUED FOR CONSTRUCTION |
| 91 | 08/05/10 | DM | ISSUED FOR CONSTRUCTION |
| 92 | 08/15/10 | DM | ISSUED FOR CONSTRUCTION |
| 93 | 08/25/10 | DM | ISSUED FOR CONSTRUCTION |
| 94 | 09/05/10 | DM | ISSUED FOR CONSTRUCTION |
| 95 | 09/15/10 | DM | ISSUED FOR CONSTRUCTION |
| 96 | 09/25/10 | DM | ISSUED FOR CONSTRUCTION |
| 97 | 10/05/10 | DM | ISSUED FOR CONSTRUCTION |
| 98 | 10/15/10 | DM | ISSUED FOR CONSTRUCTION |
| 99 | 10/25/10 | DM | ISSUED FOR CONSTRUCTION |
| 100 | 11/05/10 | DM | ISSUED FOR CONSTRUCTION |

It is noted that the steel section shown on this drawing is a standard section used in the construction of bridges in this area. The material is specified as follows:

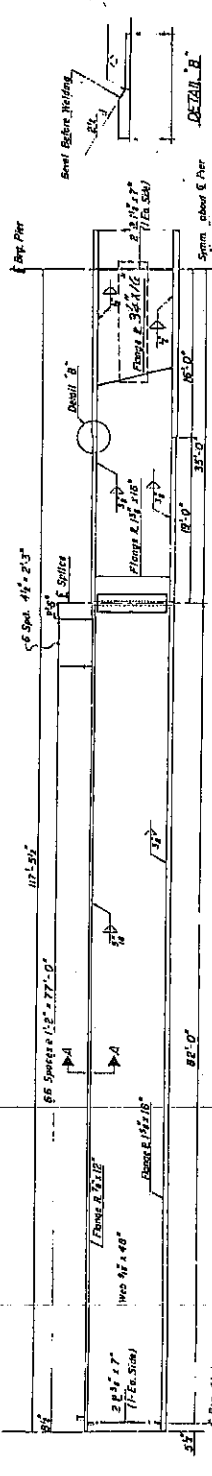


ALL FINE SPURCES TO MATCH SUB
 SIRCUMFERIAL STEEL
 C129 RELOC OVERALL
 SECTION 57-3HL
 MCLEAN COUNTY
 STA. 259+35.01

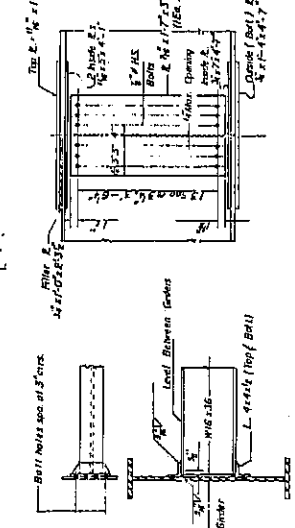
USER NAME = collierdw



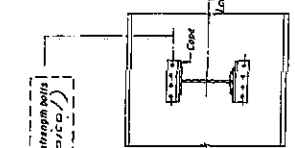
PLAN



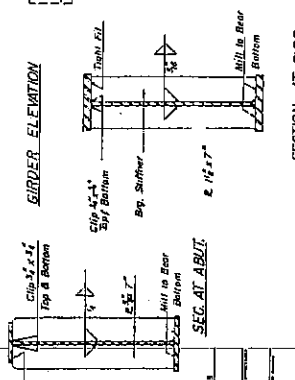
GIRDER ELEVATION



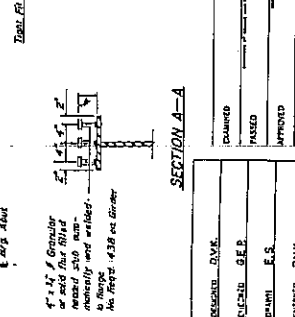
WEB SPURCE



SECTION AT PIER



SECTION AT ABUT



SECTION A-A

| | |
|----------|----|
| DESIGNED | DM |
| CHECKED | DM |
| DRAWN | DM |
| APPROVED | DM |

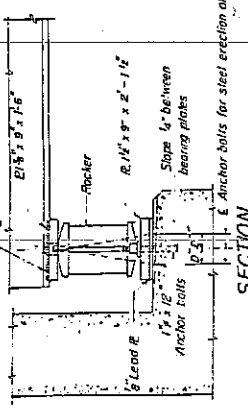
INTERIOR DIAPHRAGM DL 172 RECD

LOCATION 1

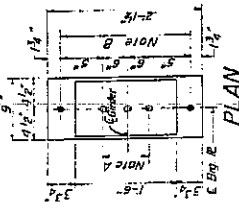
SHEET NO. 9
15 SHEETS

USER NAME = collierhw

| | | |
|----------|-----------|-----------|
| DATE | BY | CHKD |
| 11/11/07 | collierhw | collierhw |
| 11/11/07 | collierhw | collierhw |



SECTION



PLAN AT ABUTMENT

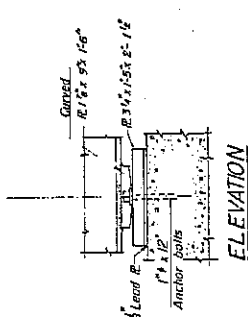
NOTE A
1 1/2\"/>

NOTE B
1 1/2\"/>

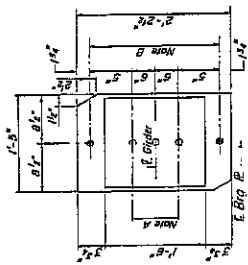
ON SETTING OF ANCHOR BOLTS AT EXP. BRGS.

- 1/2 Side of brg away from lined brg.)
 - D² 1/8 per each 100' of expansion for every 15' fall below the normal temp of 50°F
 - 1/2 Side of brg toward lined brg.)
 - D² 1/8 per each 100' of expansion for every 15' rise above the normal temp of 50°F
- r beams have been erected and dimensions D¹ or D² marked, holes shall be drilled and anchor bolts shall be installed in place. All fixed anchor bolts may be built into masonry.

| | | |
|----------|-----------|-----------|
| DATE | BY | CHKD |
| 11/11/07 | collierhw | collierhw |
| 11/11/07 | collierhw | collierhw |

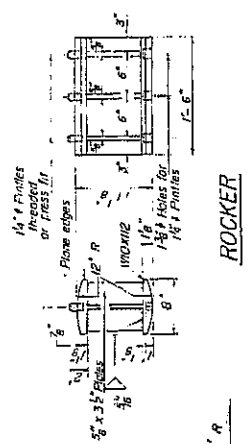


ELEVATION

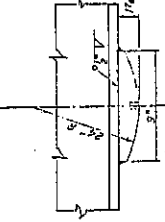


PLAN AT PIER

BEARING ASSEMBLY DETAILS



ELEVATION



PLAN

GINDER ELEV. (TOP OF WEB)

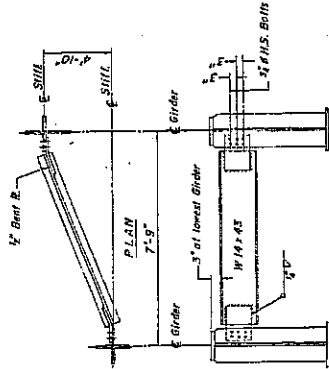
| VAR. | SECTION | COUNTIES | TOTAL SHEETS | SHEET NO. |
|--------|-------------------------|----------|--------------|-----------|
| ROUTES | D5 BRIDGE PAINTING 2008 | MCLEAN | 22 | 10 |

| VAR. | SECTION | COUNTIES | TOTAL SHEETS | SHEET NO. |
|--------|-------------------------|----------|--------------|-----------|
| ROUTES | D5 BRIDGE PAINTING 2008 | MCLEAN | 22 | 10 |

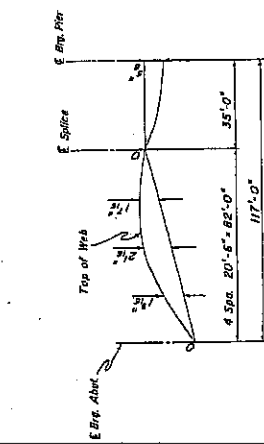
D-95-045-07

STRUCTURAL STEEL BEARING DETAIL
CH 25-BEILDG-07A
SECTION 57-3
MCLEAN COUNTY
STA. 259+360A

For Fabrication Only - Camber is not included.



ELEVATION



CAMBER DIAGRAM

LOCATION 1

| VAR. | SECTION | COUNTY | TOTAL SHEETS | SHEET NO. |
|--------|-------------------------|--------|--------------|-----------|
| ROUTES | D5 BRIDGE PAINTING 2007 | MCLEAN | 22 | 11 |

D-95-045-07

LOCATION #2

DESCRIPTION: FAI - 55
 1.25 MILES NORTHWEST OF LEXINGTON
 COUNTY: MCLEAN
 ROUTE: FAI-55 & TURKEY CREEK
 MARKED ROUTE: I-55
 SECTION: 57-1, 57-2
 STRUCTURE NUMBER: 057-0182
 TYPE OF STRUCTURE: 3 SPANS-6 BEAM LINES (STEEL I BEAM)

CLEANING AND PAINTING OF THE EXISTING STRUCTURAL STEEL INCLUDING DECK EXTENSION DRAINS SHALL BE AS SPECIFIED IN THE SPECIAL PROVISION FOR "CLEANING AND PAINTING EXISTING STEEL STRUCTURES." ALL BEAMS, BEARING AND OTHER STRUCTURAL STEEL SHALL BE CLEANED PER NEAR WHITE BLASTING-SSPC-SP10.

THE DESIGNATED AREAS CLEANED PER NEAR WHITE BLAST CLEANING - SSPC-SP10 SHALL BE PAINTED ACCORDING TO THE REQUIREMENTS OF PAINT SYSTEM 1-OZ/E/U. THE COLOR OF THE FINAL FINISH COAT FOR ALL INTERIOR STEEL SURFACES SHALL BE GRAY, MUNSELL NO. 5B 7/1. THE COLOR OF THE FINAL FINISH COAT FOR ALL EXTERIOR AND BOTTOM FLANGE OF THE FASCIA BEAMS SHALL BE REDDISH BROWN MUNSELL NO. 2.5YR 7.5.

PAINT WARRANTY REQUIRED FOR THIS BRIDGE

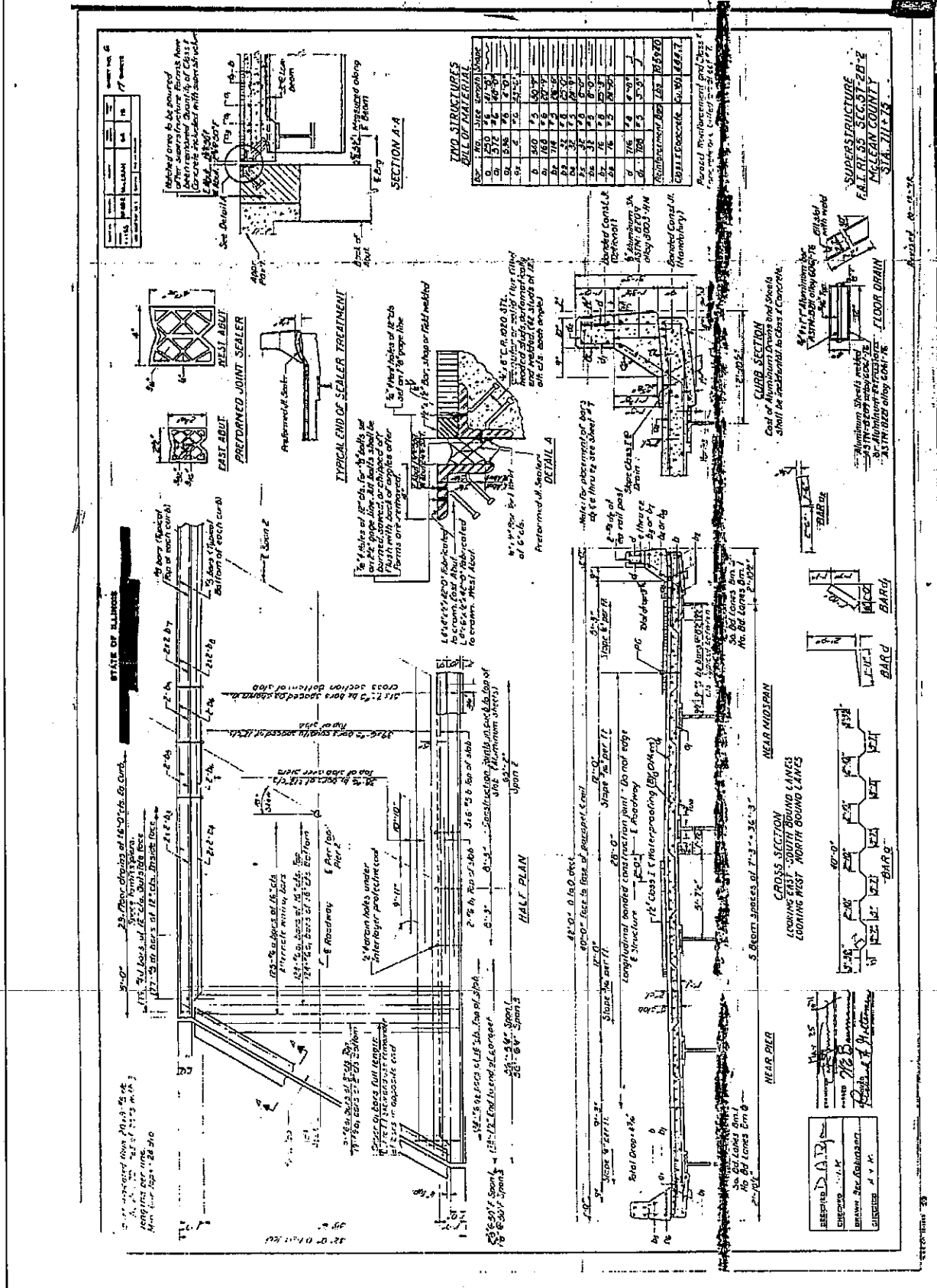
A MINIMUM OF ONE (1) AIR MONITOR WILL BE REQUIRED TO MONITOR AIR QUALITY DURING DUST PRODUCING OPERATIONS AT THIS SITE. SEE SPECIAL PROVISIONS FOR CONTAINMENT AND DISPOSAL OF LEAD PAINT CLEANING RESIDUES.

USER NAME = colliferbw

| | | | | |
|--------|-------------------------|----------|--------------|-----------|
| VAR. | SECTION | COUNTIES | TOTAL SHEETS | SHEET NO. |
| ROUTES | D5 BRIDGE PAINTING 2008 | MCLEAN | 22 | 13 |

D-95-045-07

USER NAME = collierhw



TWO STRUCTURES FULL OF MATERIAL

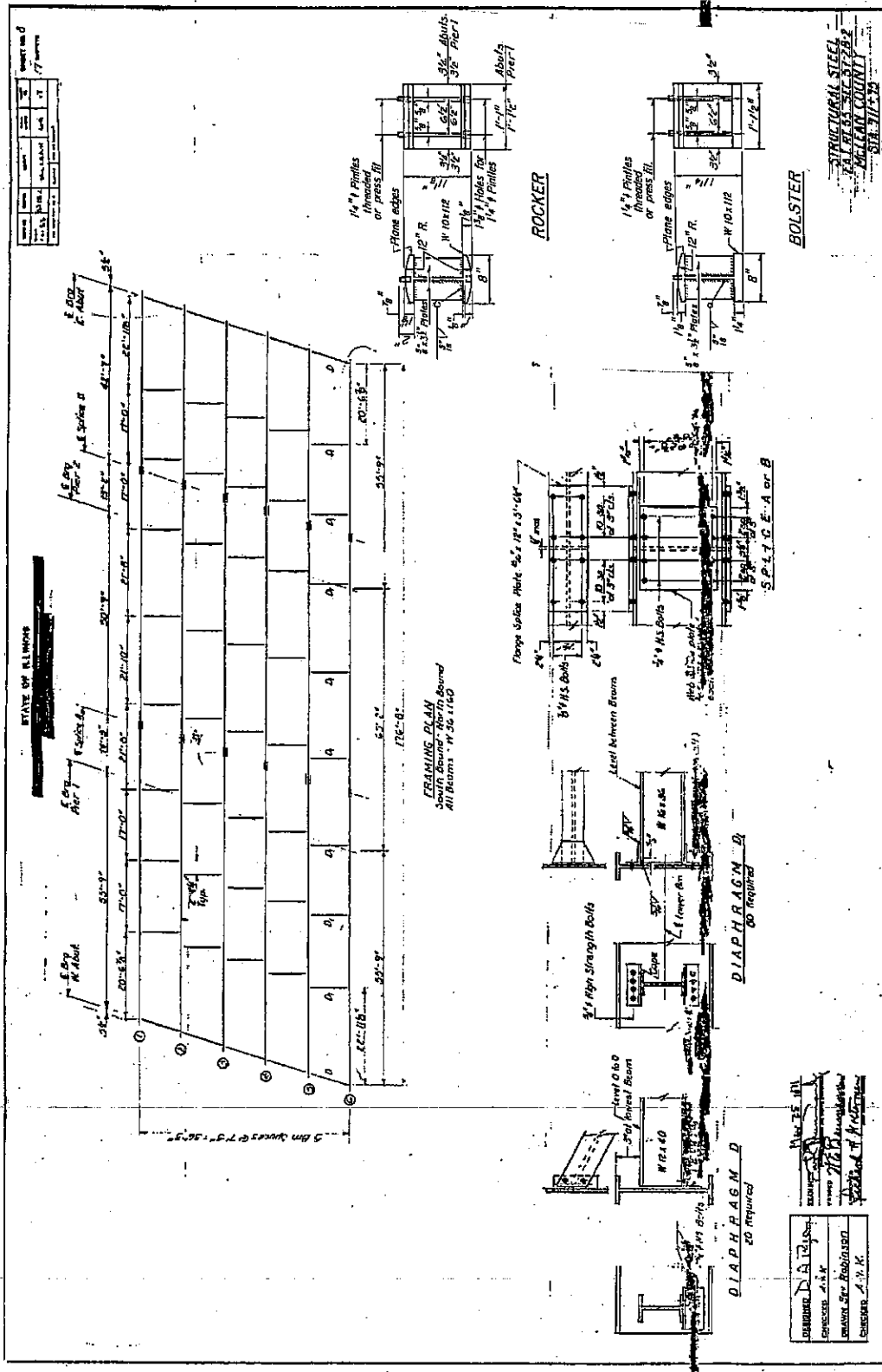
| NO. | QTY | UNIT | PRICE | TOTAL |
|-----|------|-------|-------|-------|
| 1 | 1.00 | CU YD | 10.00 | 10.00 |
| 2 | 1.00 | CU YD | 10.00 | 10.00 |
| 3 | 1.00 | CU YD | 10.00 | 10.00 |
| 4 | 1.00 | CU YD | 10.00 | 10.00 |
| 5 | 1.00 | CU YD | 10.00 | 10.00 |
| 6 | 1.00 | CU YD | 10.00 | 10.00 |
| 7 | 1.00 | CU YD | 10.00 | 10.00 |
| 8 | 1.00 | CU YD | 10.00 | 10.00 |
| 9 | 1.00 | CU YD | 10.00 | 10.00 |
| 10 | 1.00 | CU YD | 10.00 | 10.00 |
| 11 | 1.00 | CU YD | 10.00 | 10.00 |
| 12 | 1.00 | CU YD | 10.00 | 10.00 |
| 13 | 1.00 | CU YD | 10.00 | 10.00 |
| 14 | 1.00 | CU YD | 10.00 | 10.00 |
| 15 | 1.00 | CU YD | 10.00 | 10.00 |
| 16 | 1.00 | CU YD | 10.00 | 10.00 |
| 17 | 1.00 | CU YD | 10.00 | 10.00 |
| 18 | 1.00 | CU YD | 10.00 | 10.00 |
| 19 | 1.00 | CU YD | 10.00 | 10.00 |
| 20 | 1.00 | CU YD | 10.00 | 10.00 |
| 21 | 1.00 | CU YD | 10.00 | 10.00 |
| 22 | 1.00 | CU YD | 10.00 | 10.00 |
| 23 | 1.00 | CU YD | 10.00 | 10.00 |
| 24 | 1.00 | CU YD | 10.00 | 10.00 |
| 25 | 1.00 | CU YD | 10.00 | 10.00 |
| 26 | 1.00 | CU YD | 10.00 | 10.00 |
| 27 | 1.00 | CU YD | 10.00 | 10.00 |
| 28 | 1.00 | CU YD | 10.00 | 10.00 |
| 29 | 1.00 | CU YD | 10.00 | 10.00 |
| 30 | 1.00 | CU YD | 10.00 | 10.00 |
| 31 | 1.00 | CU YD | 10.00 | 10.00 |
| 32 | 1.00 | CU YD | 10.00 | 10.00 |
| 33 | 1.00 | CU YD | 10.00 | 10.00 |
| 34 | 1.00 | CU YD | 10.00 | 10.00 |
| 35 | 1.00 | CU YD | 10.00 | 10.00 |
| 36 | 1.00 | CU YD | 10.00 | 10.00 |
| 37 | 1.00 | CU YD | 10.00 | 10.00 |
| 38 | 1.00 | CU YD | 10.00 | 10.00 |
| 39 | 1.00 | CU YD | 10.00 | 10.00 |
| 40 | 1.00 | CU YD | 10.00 | 10.00 |
| 41 | 1.00 | CU YD | 10.00 | 10.00 |
| 42 | 1.00 | CU YD | 10.00 | 10.00 |
| 43 | 1.00 | CU YD | 10.00 | 10.00 |
| 44 | 1.00 | CU YD | 10.00 | 10.00 |
| 45 | 1.00 | CU YD | 10.00 | 10.00 |
| 46 | 1.00 | CU YD | 10.00 | 10.00 |
| 47 | 1.00 | CU YD | 10.00 | 10.00 |
| 48 | 1.00 | CU YD | 10.00 | 10.00 |
| 49 | 1.00 | CU YD | 10.00 | 10.00 |
| 50 | 1.00 | CU YD | 10.00 | 10.00 |
| 51 | 1.00 | CU YD | 10.00 | 10.00 |
| 52 | 1.00 | CU YD | 10.00 | 10.00 |
| 53 | 1.00 | CU YD | 10.00 | 10.00 |
| 54 | 1.00 | CU YD | 10.00 | 10.00 |
| 55 | 1.00 | CU YD | 10.00 | 10.00 |
| 56 | 1.00 | CU YD | 10.00 | 10.00 |
| 57 | 1.00 | CU YD | 10.00 | 10.00 |
| 58 | 1.00 | CU YD | 10.00 | 10.00 |
| 59 | 1.00 | CU YD | 10.00 | 10.00 |
| 60 | 1.00 | CU YD | 10.00 | 10.00 |
| 61 | 1.00 | CU YD | 10.00 | 10.00 |
| 62 | 1.00 | CU YD | 10.00 | 10.00 |
| 63 | 1.00 | CU YD | 10.00 | 10.00 |
| 64 | 1.00 | CU YD | 10.00 | 10.00 |
| 65 | 1.00 | CU YD | 10.00 | 10.00 |
| 66 | 1.00 | CU YD | 10.00 | 10.00 |
| 67 | 1.00 | CU YD | 10.00 | 10.00 |
| 68 | 1.00 | CU YD | 10.00 | 10.00 |
| 69 | 1.00 | CU YD | 10.00 | 10.00 |
| 70 | 1.00 | CU YD | 10.00 | 10.00 |
| 71 | 1.00 | CU YD | 10.00 | 10.00 |
| 72 | 1.00 | CU YD | 10.00 | 10.00 |
| 73 | 1.00 | CU YD | 10.00 | 10.00 |
| 74 | 1.00 | CU YD | 10.00 | 10.00 |
| 75 | 1.00 | CU YD | 10.00 | 10.00 |
| 76 | 1.00 | CU YD | 10.00 | 10.00 |
| 77 | 1.00 | CU YD | 10.00 | 10.00 |
| 78 | 1.00 | CU YD | 10.00 | 10.00 |
| 79 | 1.00 | CU YD | 10.00 | 10.00 |
| 80 | 1.00 | CU YD | 10.00 | 10.00 |
| 81 | 1.00 | CU YD | 10.00 | 10.00 |
| 82 | 1.00 | CU YD | 10.00 | 10.00 |
| 83 | 1.00 | CU YD | 10.00 | 10.00 |
| 84 | 1.00 | CU YD | 10.00 | 10.00 |
| 85 | 1.00 | CU YD | 10.00 | 10.00 |
| 86 | 1.00 | CU YD | 10.00 | 10.00 |
| 87 | 1.00 | CU YD | 10.00 | 10.00 |
| 88 | 1.00 | CU YD | 10.00 | 10.00 |
| 89 | 1.00 | CU YD | 10.00 | 10.00 |
| 90 | 1.00 | CU YD | 10.00 | 10.00 |
| 91 | 1.00 | CU YD | 10.00 | 10.00 |
| 92 | 1.00 | CU YD | 10.00 | 10.00 |
| 93 | 1.00 | CU YD | 10.00 | 10.00 |
| 94 | 1.00 | CU YD | 10.00 | 10.00 |
| 95 | 1.00 | CU YD | 10.00 | 10.00 |
| 96 | 1.00 | CU YD | 10.00 | 10.00 |
| 97 | 1.00 | CU YD | 10.00 | 10.00 |
| 98 | 1.00 | CU YD | 10.00 | 10.00 |
| 99 | 1.00 | CU YD | 10.00 | 10.00 |
| 100 | 1.00 | CU YD | 10.00 | 10.00 |

LOCATION 2

| VAR. | SECTION | COUNTIES | TOTAL SHEETS | SHEET NO. |
|--------|-------------------------|----------|--------------|-----------|
| ROUTES | D5 BRIDGE PAINTING 2008 | MCLEAN | 22 | 14 |

D-95-045-07

USER NAME = collierbw



LOCATION 2

| VAR. | SECTION | COUNTY | TOTAL SHEETS | SHEET NO. |
|--------|-------------------------|--------|--------------|-----------|
| ROUTES | D5 BRIDGE PAINTING 2008 | MCLEAN | 22 | 15 |

D-95-045-07

LOCATION #3

DESCRIPTION: FAI - 55
 1.25 MILES NORTHWEST OF LEXINGTON
 COUNTY: MCLEAN
 ROUTE: FAI-55 & TURKEY CREEK
 MARKED ROUTE: I-55
 SECTION: 57-1, 57-2
 STRUCTURE NUMBER: 057-0183
 TYPE OF STRUCTURE: 3 SPANS-6 BEAM LINES (STEEL I BEAM)

CLEANING AND PAINTING OF THE EXISTING STRUCTURAL STEEL INCLUDING DECK EXTENSION DRAINS SHALL BE AS SPECIFIED IN THE SPECIAL PROVISION FOR "CLEANING AND PAINTING EXISTING STEEL STRUCTURES." ALL BEAMS, BEARING AND OTHER STRUCTURAL STEEL SHALL BE CLEANED PER NEAR WHITE BLASTING-SSPC-SP10.

THE DESIGNATED AREAS CLEANED PER NEAR WHITE BLAST CLEANING - SSPC-SP10 SHALL BE PAINTED ACCORDING TO THE REQUIREMENTS OF PAINT SYSTEM 1-OZ/E/U. THE COLOR OF THE FINAL FINISH COAT FOR ALL INTERIOR STEEL SURFACES SHALL BE GRAY, MUNSELL NO. 5B 7/1. THE COLOR OF THE FINAL FINISH COAT FOR ALL EXTERIOR AND BOTTOM FLANGE OF THE FASCIA BEAMS SHALL BE REDDISH BROWN MUNSELL NO. 2.5YR 7.5.

PAINT WARRANTY REQUIRED FOR THIS BRIDGE

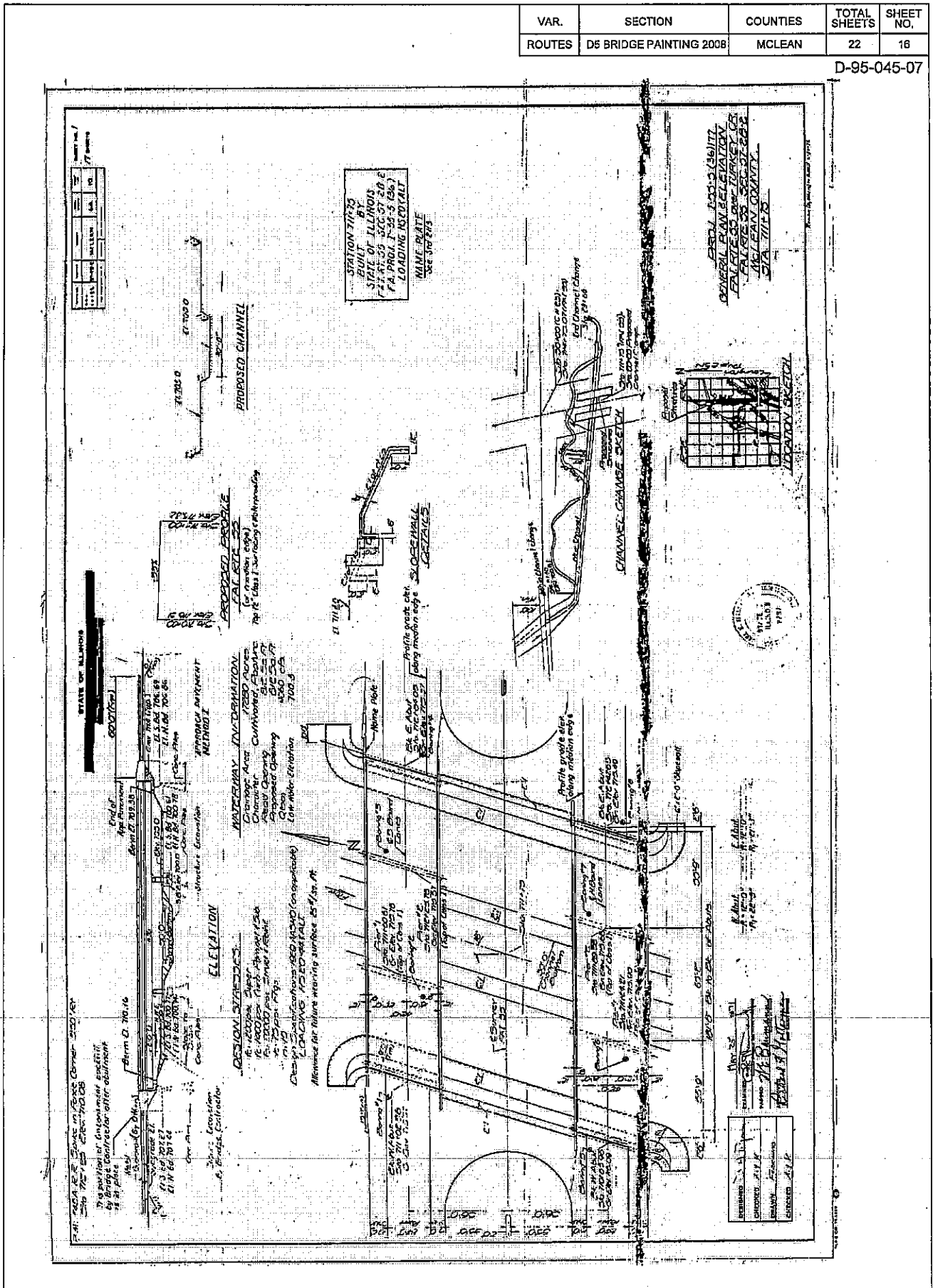
A MINIMUM OF ONE (1) AIR MONITOR WILL BE REQUIRED TO MONITOR AIR QUALITY DURING DUST PRODUCING OPERATIONS AT THIS SITE. SEE SPECIAL PROVISIONS FOR CONTAINMENT AND DISPOSAL OF LEAD PAINT CLEANING RESIDUES.

USER NAME = colliferbw

| VAR. | SECTION | COUNTIES | TOTAL SHEETS | SHEET NO. |
|--------|-------------------------|----------|--------------|-----------|
| ROUTES | D5 BRIDGE PAINTING 2008 | MCLEAN | 22 | 16 |

D-95-045-07

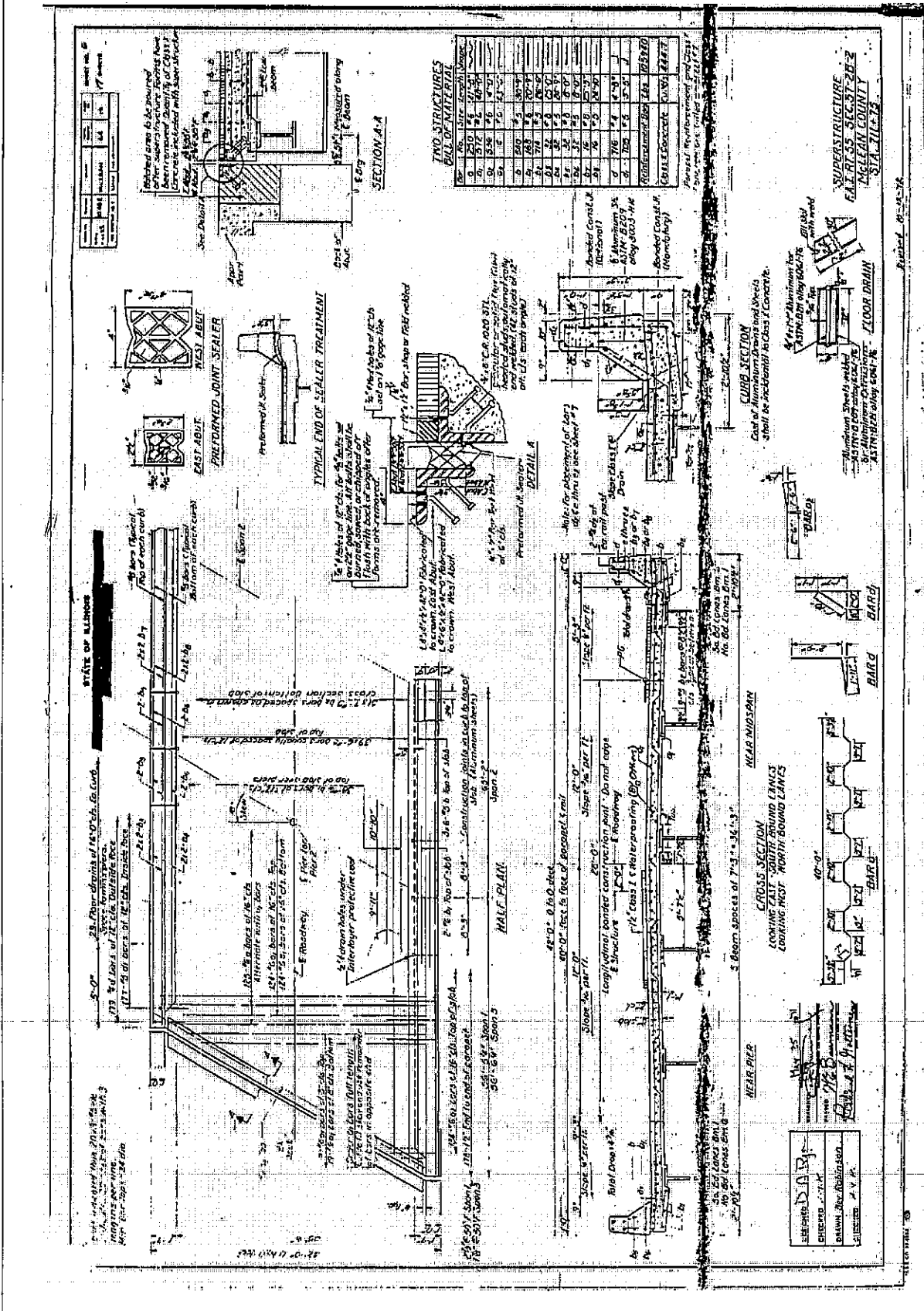
USER NAME = collierbw



| VAR. | SECTION | COUNTIES | TOTAL SHEETS | SHEET NO. |
|--------|-------------------------|----------|--------------|-----------|
| ROUTES | D5 BRIDGE PAINTING 2008 | MCLEAN | 22 | 17 |

D-95-045-07

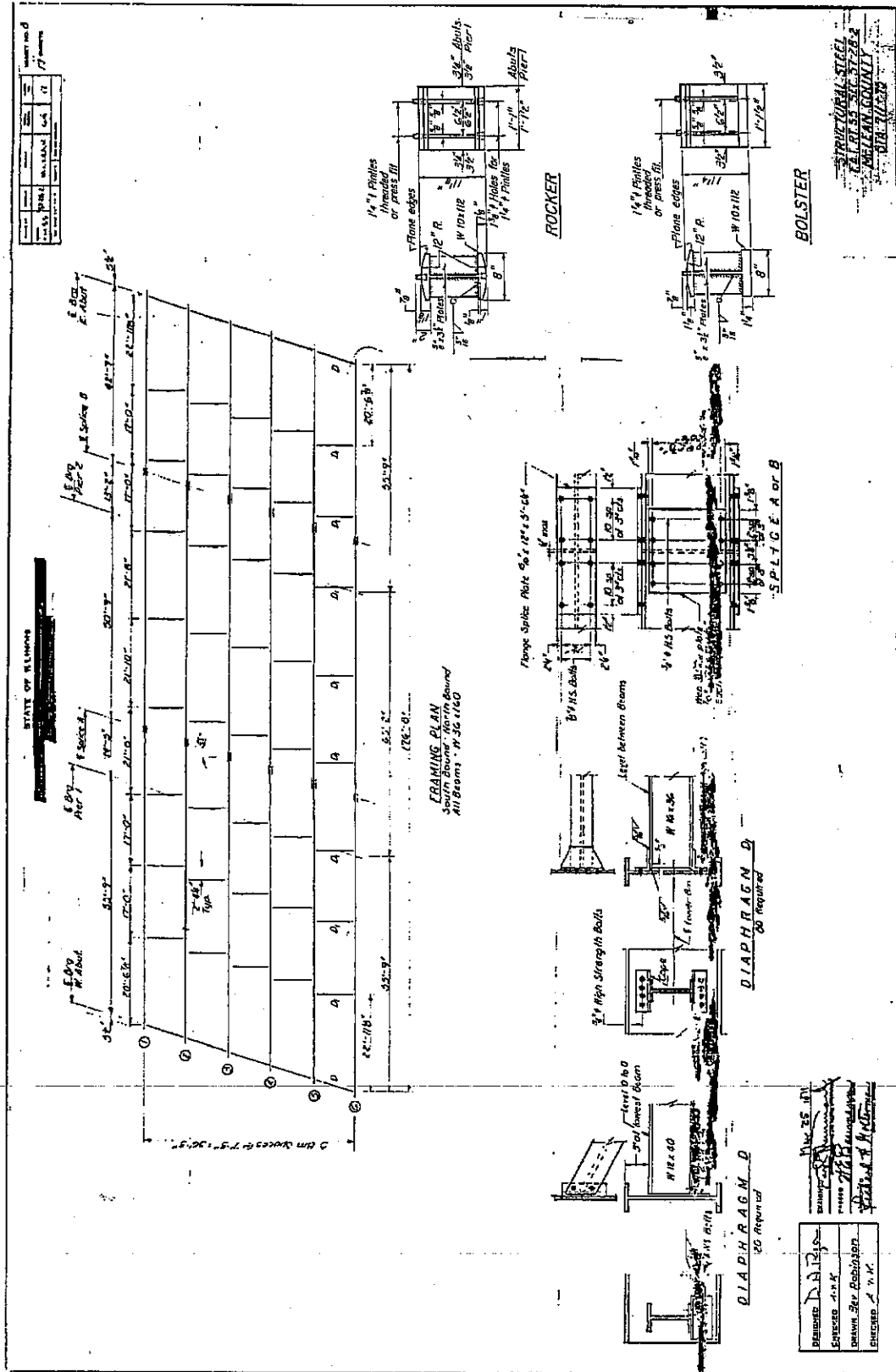
USER NAME = colliferbw



| VAR. | SECTION | COUNTIES | TOTAL SHEETS | SHEET NO. |
|--------|-------------------------|----------|--------------|-----------|
| ROUTES | D5 BRIDGE PAINTING 2008 | MCLEAN | 22 | 18 |

D-95-045-07

USER NAME = collierhw



LOCATION 3

| VAR. | SECTION | COUNTIES | TOTAL SHEETS | SHEET NO. |
|--------|-------------------------|----------|--------------|-----------|
| ROUTES | D5 BRIDGE PAINTING 2008 | MCLEAN | 22 | 19 |

D-95-045-07

LOCATION #4

DESCRIPTION: FAI - 55
 NORTHWEST OF LEXINGTON
 COUNTY: MCLEAN
 ROUTE: FAI-57 & CH 23
 MARKED ROUTE: I-55
 SECTION: 57-1, 57-2
 STRUCTURE NUMBER: 057-0172
 TYPE OF STRUCTURE: 2 SPANS-5 BEAM LINES (48@ STEEL GIRDER)

CLEANING AND PAINTING OF THE EXISTING STRUCTURAL STEEL INCLUDING DECK EXTENSION DRAINS SHALL BE AS SPECIFIED IN THE SPECIAL PROVISION FOR "CLEANING AND PAINTING EXISTING STEEL STRUCTURES." ALL BEAMS, BEARING AND OTHER STRUCTURAL STEEL SHALL BE CLEANED PER NEAR WHITE BLASTING-SSPC-SP10.

THE DESIGNATED AREAS CLEANED PER NEAR WHITE BLAST CLEANING - SSPC-SP10 SHALL BE PAINTED ACCORDING TO THE REQUIREMENTS OF PAINT SYSTEM 1-OZ/E/U. THE COLOR OF THE FINAL FINISH COAT FOR ALL INTERIOR STEEL SURFACES SHALL BE GRAY, MUNSELL NO. 5B 7/1. THE COLOR OF THE FINAL FINISH COAT FOR ALL EXTERIOR AND BOTTOM FLANGE OF THE FASCIA BEAMS SHALL BE REDDISH BROWN MUNSELL NO. 2 5YR 3/4.

PAINT WARRANTY REQUIRED FOR THIS BRIDGE

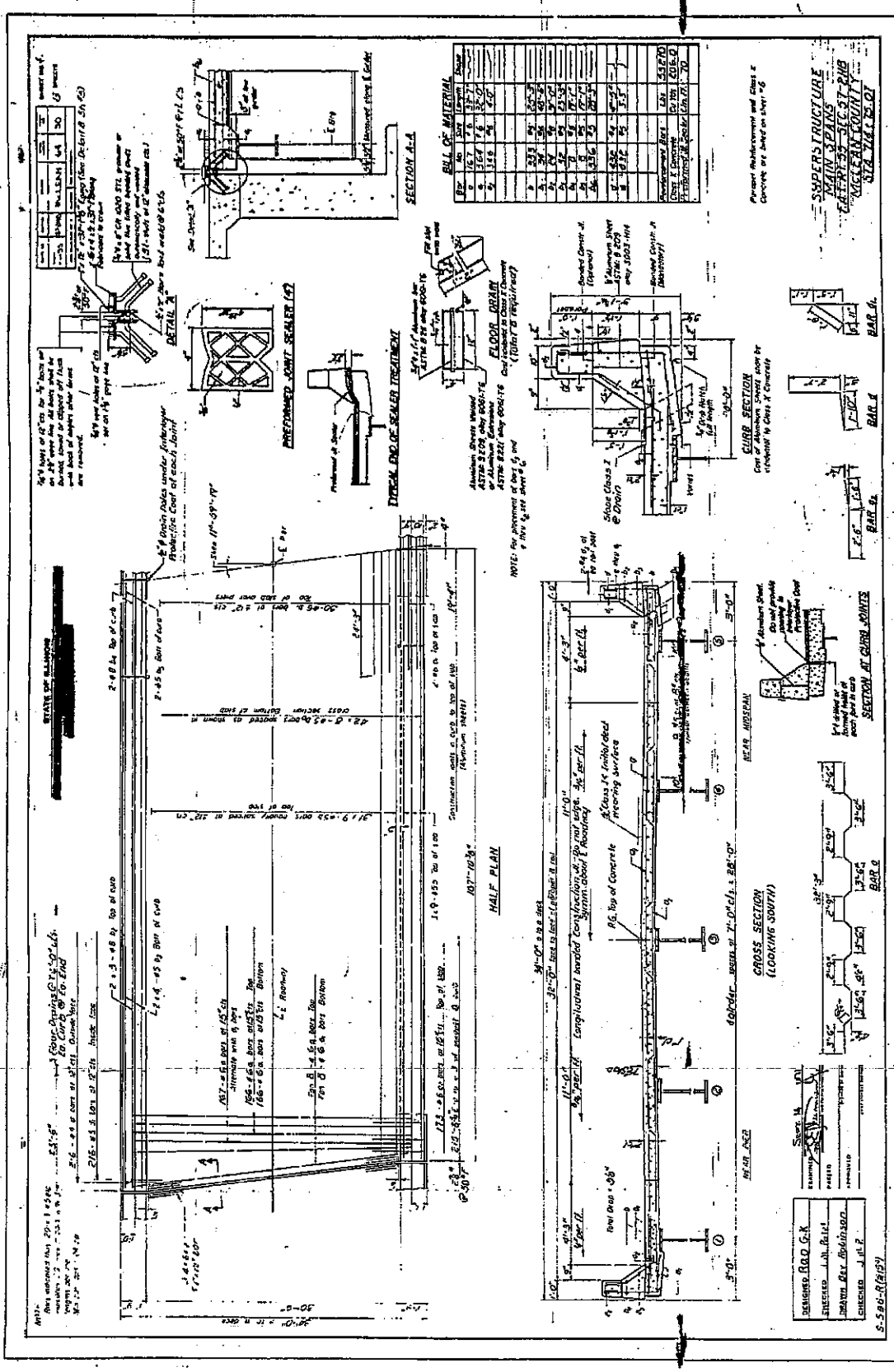
A MINIMUM OF ONE (1) AIR MONITOR WILL BE REQUIRED TO MONITOR AIR QUALITY DURING DUST PRODUCING OPERATIONS AT THIS SITE. SEE SPECIAL PROVISIONS FOR CONTAINMENT AND DISPOSAL OF LEAD PAINT CLEANING RESIDUES.

USER NAME = collierbw

| VAR. | SECTION | COUNTIES | TOTAL SHEETS | SHEET NO. |
|--------|-------------------------|----------|--------------|-----------|
| ROUTES | D5 BRIDGE PAINTING 2008 | MCLEAN | 22 | 21 |

D-95-045-07

USER NAME = collierbw

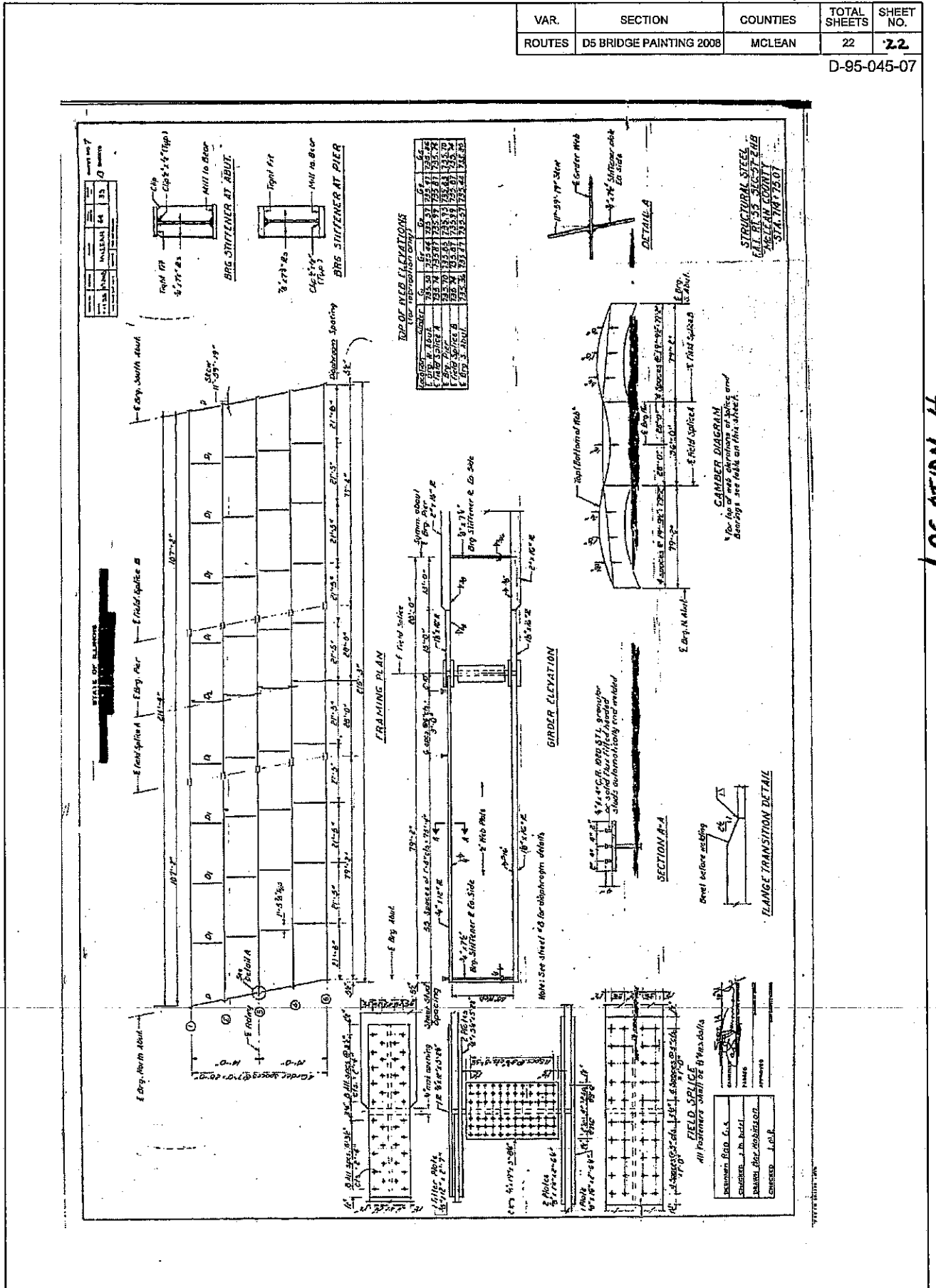


LOCATION 4

| VAR. | SECTION | COUNTIES | TOTAL SHEETS | SHEET NO. |
|--------|-------------------------|----------|--------------|-----------|
| ROUTES | D5 BRIDGE PAINTING 2008 | MCLEAN | 22 | 22 |

D-95-045-07

USER NAME = collierbw



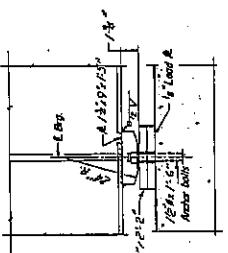

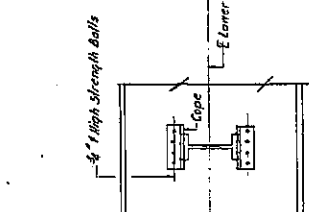
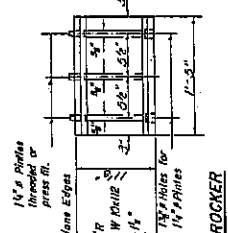
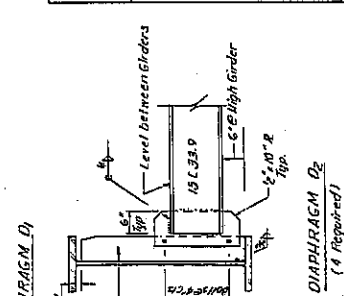
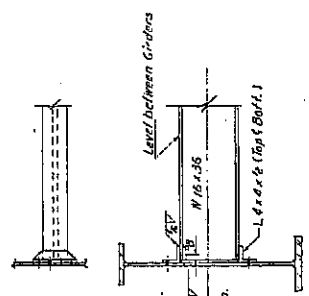
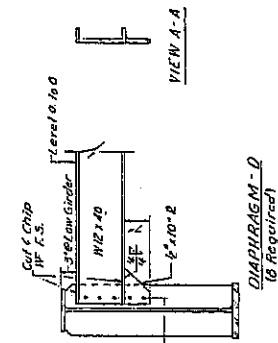
LOCATION 4

| VAR. | SECTION | COUNTIES | TOTAL SHEETS | SHEET NO. |
|--------|-------------------------|----------|--------------|-----------|
| ROUTES | D5 BRIDGE PAINTING 2008 | MCLEAN | 22 | 22A |

D-95-045-07

| | | | |
|-------------|----------------|------|-----|
| DESIGNED BY | CHIEF ENGINEER | DATE | NO. |
| REVIEWED BY | INSPECTOR | DATE | NO. |
| APPROVED BY | COMMISSIONER | DATE | NO. |

STATE OF ILLINOIS




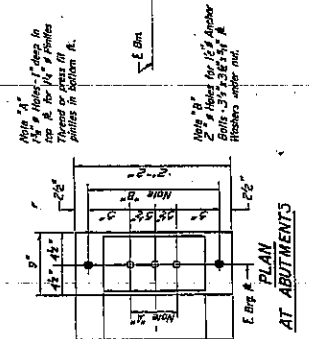
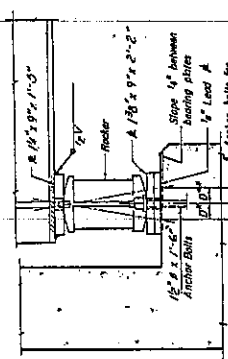
INTERIOR GIRDER MOMENT TABLE

| | ON SL | PIR |
|--------|--------|--------|
| IR (M) | 108.48 | 44.629 |
| IR (K) | 49.147 | 77.16 |
| SR (M) | 9.56 | 0.885 |
| SR (K) | 12.06 | 19.36 |
| MR (M) | 0.889 | 20.8 |
| MR (K) | 0.56 | 3.57 |
| MR (M) | 0.56 | 7.2 |
| MR (K) | 0.56 | 16.6 |
| MR (M) | 0.56 | 19.9 |
| MR (K) | 0.56 | 19.6 |
| MR (M) | 0.56 | 5.67 |

EXTERIOR GIRDER REACTION TABLE

| | Abut. | Pier |
|-----------|-------|-------|
| RE (M) | 44.0 | 158.5 |
| RE (K) | 41.0 | 70.4 |
| Temp. (M) | 1.0 | 15.1 |
| Temp. (K) | 93.0 | 284.0 |

It and SR are the moment of inertia and section modulus at the steel section.
 IR and KR are the moment of inertia and section modulus of the composite section used in computing IR, SR and KR in the maximum E + 1/4" impact under ramp in span.
 RE and SE are the moment of inertia and section modulus at the steel section.
 BE and KE are the moment of inertia and section modulus of the composite section used in computing BE, SE and KE in the maximum E + 1/4" impact under ramp in span.
 Bearing steel surfaces shall be constructed or adjusted to the original elevations with a tolerance of 2/8 inch. Adjustments to elevations shall be provided by grinding the surface to the original elevation. In adjusting slabs or girders to the original bearing plate, shall be provided for each bearing in addition to all other plates or shims.



NOTES FOR SETTING OF ANCHOR BOLTS AT EXTERIOR BEARINGS
 a) 1/4" (1/8" of 1/4" dia. from lead bar) dia. anchor bolts, spaced 100" apart for 50' F. and 120" apart for 50' F. for 100' dia. below the normal temp. (100' F. or below normal temp.)
 b) After forms have been erected and dimensions of 1/4" dia. determined, bolts shall be drilled and anchor bolts shall be inserted in place. All fixed anchor bolts may be built into the roadway.

| | | |
|----------------|-------------|--------------|
| DESIGNED BY | REVIEWED BY | DATE |
| CHIEF ENGINEER | INSPECTOR | COMMISSIONER |
| DATE | DATE | DATE |

USER NAME = coltbrbw

LOCATION H

ILLINOIS DEPARTMENT OF LABOR

PREVAILING WAGES FOR MCLEAN COUNTY EFFECTIVE MAY 2008

The Prevailing rates of wages are included in the Contract proposals which are subject to Check Sheet #5 of the Supplemental Specifications and Recurring Special Provisions. The rates have been ascertained and certified by the Illinois Department of Labor for the locality in which the work is to be performed and for each craft or type of work or mechanic needed to execute the work of the Contract. As required by Prevailing Wage Act (820 ILCS 130/0.01, et seq.) and Check Sheet #5 of the Contract, not less than the rates of wages ascertained by the Illinois Department of Labor and as revised during the performance of a Contract shall be paid to all laborers, workers and mechanics performing work under the Contract. Post the scale of wages in a prominent and easily accessible place at the site of work.

If the Illinois Department of Labor revises the prevailing rates of wages to be paid as listed in the specification of rates, the contractor shall post the revised rates of wages and shall pay not less than the revised rates of wages. Current wage rate information shall be obtained by visiting the Illinois Department of Labor web site at <http://www.state.il.us/agency/idol/> or by calling 312-793-2814. It is the responsibility of the contractor to review the rates applicable to the work of the contract at regular intervals in order to insure the timely payment of current rates. Provision of this information to the contractor by means of the Illinois Department of Labor web site satisfies the notification of revisions by the Department to the contractor pursuant to the Act, and the contractor agrees that no additional notice is required. The contractor shall notify each of its subcontractors of the revised rates of wages.

McLean County Prevailing Wage for May 2008

| Trade Name | RG | TYP | C | Base | FRMAN | *M-F>8 | OSA | OSH | H/W | Pensn | Vac | Trng |
|----------------------|----|-----|---|--------|--------|--------|-----|-----|-------|-------|-------|-------|
| ===== | == | == | = | ===== | ===== | ===== | == | == | ===== | ===== | ===== | ===== |
| ASBESTOS ABT-GEN | | BLD | | 25.810 | 26.560 | 1.5 | 1.5 | 2.0 | 6.050 | 5.780 | 0.000 | 0.600 |
| ASBESTOS ABT-GEN | | HWY | | 27.000 | 27.550 | 1.5 | 1.5 | 2.0 | 6.050 | 5.820 | 0.000 | 0.700 |
| ASBESTOS ABT-MEC | | BLD | | 25.480 | 27.230 | 1.5 | 1.5 | 2.0 | 8.760 | 6.410 | 0.000 | 0.310 |
| BOILERMAKER | | BLD | | 30.970 | 33.970 | 2.0 | 2.0 | 2.0 | 8.270 | 7.740 | 0.000 | 0.300 |
| BRICK MASON | | BLD | | 27.090 | 28.590 | 1.5 | 1.5 | 2.0 | 5.900 | 7.500 | 0.000 | 0.420 |
| CARPENTER | | BLD | | 27.660 | 29.660 | 1.5 | 1.5 | 2.0 | 6.750 | 7.000 | 0.000 | 0.320 |
| CARPENTER | | HWY | | 28.810 | 30.810 | 1.5 | 1.5 | 2.0 | 6.750 | 7.500 | 0.000 | 0.320 |
| CEMENT MASON | | ALL | | 25.670 | 26.420 | 1.5 | 1.5 | 2.0 | 5.050 | 8.750 | 0.000 | 0.400 |
| CERAMIC TILE FNSHER | | BLD | | 24.910 | 0.000 | 1.5 | 1.5 | 2.0 | 6.250 | 7.350 | 0.000 | 0.420 |
| ELECTRIC PWR EQMT OP | | ALL | | 30.750 | 0.000 | 1.5 | 1.5 | 2.0 | 4.750 | 8.610 | 0.000 | 0.000 |
| ELECTRIC PWR GRNDMAN | | ALL | | 21.090 | 0.000 | 1.5 | 1.5 | 2.0 | 4.750 | 5.905 | 0.000 | 0.000 |
| ELECTRIC PWR LINEMAN | | ALL | | 34.160 | 36.350 | 1.5 | 1.5 | 2.0 | 4.750 | 9.560 | 0.000 | 0.000 |
| ELECTRIC PWR TRK DRV | | ALL | | 22.130 | 0.000 | 1.5 | 1.5 | 2.0 | 4.750 | 6.200 | 0.000 | 0.000 |
| ELECTRICIAN | | BLD | | 33.210 | 36.530 | 1.5 | 1.5 | 2.0 | 5.150 | 6.600 | 0.000 | 0.830 |
| ELECTRONIC SYS TECH | | BLD | | 24.290 | 25.790 | 1.5 | 1.5 | 2.0 | 5.150 | 3.730 | 0.000 | 0.250 |
| ELEVATOR CONSTRUCTOR | | BLD | | 35.615 | 40.070 | 2.0 | 2.0 | 2.0 | 8.775 | 6.960 | 2.140 | 0.000 |
| FENCE ERECTOR | E | ALL | | 27.550 | 29.300 | 1.5 | 1.5 | 2.0 | 6.810 | 6.650 | 0.000 | 0.500 |
| GLAZIER | | BLD | | 27.020 | 27.770 | 1.5 | 1.5 | 2.0 | 6.400 | 5.750 | 0.000 | 0.500 |
| HT/FROST INSULATOR | | BLD | | 36.400 | 38.150 | 1.5 | 1.5 | 2.0 | 8.760 | 10.11 | 0.000 | 0.310 |
| IRON WORKER | E | ALL | | 27.550 | 29.300 | 1.5 | 1.5 | 2.0 | 6.810 | 6.650 | 0.000 | 0.500 |
| IRON WORKER | W | BLD | | 26.310 | 28.060 | 1.5 | 1.5 | 2.0 | 8.140 | 7.810 | 0.000 | 0.400 |
| IRON WORKER | W | HWY | | 28.570 | 30.070 | 1.5 | 1.5 | 2.0 | 8.140 | 7.810 | 0.000 | 0.350 |
| LABORER | | BLD | | 24.810 | 25.560 | 1.5 | 1.5 | 2.0 | 6.050 | 5.780 | 0.000 | 0.600 |
| LABORER | | HWY | | 26.000 | 26.550 | 1.5 | 1.5 | 2.0 | 6.050 | 5.820 | 0.000 | 0.600 |
| LABORER, SKILLED | | BLD | | 24.810 | 25.560 | 1.5 | 1.5 | 2.0 | 6.050 | 5.780 | 0.000 | 0.600 |
| LABORER, SKILLED | | HWY | | 26.000 | 26.550 | 1.5 | 1.5 | 2.0 | 6.050 | 5.820 | 0.000 | 0.600 |
| LATHER | | BLD | | 27.660 | 29.660 | 1.5 | 1.5 | 2.0 | 6.750 | 7.000 | 0.000 | 0.320 |
| MACHINERY MOVER | W | HWY | | 28.570 | 30.070 | 1.5 | 1.5 | 2.0 | 8.140 | 7.810 | 0.000 | 0.350 |
| MACHINIST | | BLD | | 38.390 | 40.390 | 2.0 | 2.0 | 2.0 | 4.880 | 6.550 | 2.650 | 0.000 |
| MARBLE FINISHERS | | BLD | | 24.910 | 0.000 | 1.5 | 1.5 | 2.0 | 6.250 | 7.350 | 0.000 | 0.420 |
| MARBLE MASON | | BLD | | 26.520 | 27.770 | 1.5 | 1.5 | 2.0 | 6.250 | 7.350 | 0.000 | 0.420 |
| MILLWRIGHT | | BLD | | 27.240 | 29.240 | 1.5 | 1.5 | 2.0 | 6.750 | 7.850 | 0.000 | 0.320 |
| MILLWRIGHT | | HWY | | 28.860 | 30.860 | 1.5 | 1.5 | 2.0 | 6.750 | 7.950 | 0.000 | 0.320 |
| OPERATING ENGINEER | | BLD | 1 | 29.420 | 32.420 | 1.5 | 1.5 | 2.0 | 6.450 | 10.00 | 0.000 | 1.100 |
| OPERATING ENGINEER | | BLD | 2 | 27.360 | 32.420 | 1.5 | 1.5 | 2.0 | 6.450 | 10.00 | 0.000 | 1.100 |
| OPERATING ENGINEER | | BLD | 3 | 25.850 | 32.420 | 1.5 | 1.5 | 2.0 | 6.450 | 10.00 | 0.000 | 1.100 |
| OPERATING ENGINEER | | HWY | 1 | 30.300 | 33.300 | 1.5 | 1.5 | 2.0 | 6.450 | 10.00 | 0.000 | 1.100 |
| OPERATING ENGINEER | | HWY | 2 | 27.790 | 33.300 | 1.5 | 1.5 | 2.0 | 6.450 | 10.00 | 0.000 | 1.100 |
| OPERATING ENGINEER | | HWY | 3 | 23.640 | 33.300 | 1.5 | 1.5 | 2.0 | 6.450 | 10.00 | 0.000 | 1.100 |
| PAINTER | | ALL | | 29.850 | 31.850 | 1.5 | 1.5 | 1.5 | 6.750 | 6.750 | 0.000 | 0.500 |
| PAINTER SIGNS | | BLD | | 28.970 | 32.520 | 1.5 | 1.5 | 1.5 | 2.600 | 2.310 | 0.000 | 0.000 |
| PILEDRIVER | | BLD | | 28.160 | 30.160 | 1.5 | 1.5 | 2.0 | 6.750 | 7.000 | 0.000 | 0.320 |
| PILEDRIVER | | HWY | | 29.810 | 31.810 | 1.5 | 1.5 | 2.0 | 6.750 | 7.500 | 0.000 | 0.320 |
| PIPEFITTER | | BLD | | 36.100 | 38.980 | 1.5 | 1.5 | 2.0 | 6.450 | 7.100 | 0.000 | 1.100 |
| PLASTERER | | BLD | | 26.920 | 28.920 | 1.5 | 1.5 | 2.0 | 4.700 | 9.940 | 0.000 | 0.400 |
| PLUMBER | | BLD | | 36.100 | 38.980 | 1.5 | 1.5 | 2.0 | 6.450 | 7.100 | 0.000 | 1.100 |
| ROOFER | | BLD | | 25.250 | 26.250 | 1.5 | 1.5 | 2.0 | 5.550 | 6.700 | 0.000 | 0.150 |
| SHEETMETAL WORKER | | BLD | | 28.740 | 30.180 | 1.5 | 1.5 | 2.0 | 5.770 | 10.21 | 0.000 | 0.310 |
| SIGN HANGER | W | HWY | | 28.570 | 30.070 | 1.5 | 1.5 | 2.0 | 8.140 | 7.810 | 0.000 | 0.350 |
| SPRINKLER FITTER | | BLD | | 35.140 | 37.690 | 1.5 | 1.5 | 2.0 | 7.000 | 6.200 | 0.000 | 0.250 |
| STEEL ERECTOR | W | HWY | | 28.570 | 30.070 | 1.5 | 1.5 | 2.0 | 8.140 | 7.810 | 0.000 | 0.350 |
| TERRAZZO FINISHER | | BLD | | 24.910 | 0.000 | 1.5 | 1.5 | 2.0 | 6.250 | 7.350 | 0.000 | 0.420 |
| TERRAZZO MASON | | BLD | | 26.520 | 27.770 | 1.5 | 1.5 | 2.0 | 6.250 | 7.350 | 0.000 | 0.420 |
| TILE MASON | | BLD | | 26.520 | 27.770 | 1.5 | 1.5 | 2.0 | 6.250 | 7.350 | 0.000 | 0.420 |
| TRUCK DRIVER | | O&C | 1 | 21.970 | 0.000 | 1.5 | 1.5 | 2.0 | 8.600 | 3.797 | 0.000 | 0.000 |
| TRUCK DRIVER | | O&C | 2 | 22.290 | 0.000 | 1.5 | 1.5 | 2.0 | 8.600 | 3.797 | 0.000 | 0.000 |
| TRUCK DRIVER | | O&C | 3 | 22.450 | 0.000 | 1.5 | 1.5 | 2.0 | 8.600 | 3.797 | 0.000 | 0.000 |
| TRUCK DRIVER | | O&C | 4 | 22.650 | 0.000 | 1.5 | 1.5 | 2.0 | 8.600 | 3.797 | 0.000 | 0.000 |

| | | | | | | | | | | | | |
|--------------|---|-----|---|--------|--------|-----|-----|-----|-------|-------|-------|-------|
| TRUCK DRIVER | | O&C | 5 | 23.250 | 0.000 | 1.5 | 1.5 | 2.0 | 8.600 | 3.797 | 0.000 | 0.000 |
| TRUCK DRIVER | N | ALL | 1 | 34.200 | 34.750 | 1.5 | 1.5 | 2.0 | 6.000 | 4.075 | 0.000 | 0.250 |
| TRUCK DRIVER | N | ALL | 2 | 34.350 | 34.750 | 1.5 | 1.5 | 2.0 | 6.000 | 4.075 | 0.000 | 0.250 |
| TRUCK DRIVER | N | ALL | 3 | 34.550 | 34.750 | 1.5 | 1.5 | 2.0 | 6.000 | 4.075 | 0.000 | 0.250 |
| TRUCK DRIVER | N | ALL | 4 | 34.750 | 34.750 | 1.5 | 1.5 | 2.0 | 6.000 | 4.075 | 0.000 | 0.250 |
| TRUCK DRIVER | S | ALL | 1 | 27.457 | 0.000 | 1.5 | 1.5 | 2.0 | 8.600 | 3.797 | 0.000 | 0.000 |
| TRUCK DRIVER | S | ALL | 2 | 27.857 | 0.000 | 1.5 | 1.5 | 2.0 | 8.600 | 3.797 | 0.000 | 0.000 |
| TRUCK DRIVER | S | ALL | 3 | 28.057 | 0.000 | 1.5 | 1.5 | 2.0 | 8.600 | 3.797 | 0.000 | 0.000 |
| TRUCK DRIVER | S | ALL | 4 | 28.307 | 0.000 | 1.5 | 1.5 | 2.0 | 8.600 | 3.797 | 0.000 | 0.000 |
| TRUCK DRIVER | S | ALL | 5 | 29.057 | 0.000 | 1.5 | 1.5 | 2.0 | 8.600 | 3.797 | 0.000 | 0.000 |

Legend:

M-F>8 (Overtime is required for any hour greater than 8 worked each day, Monday through Friday.)

OSA (Overtime is required for every hour worked on Saturday)

OSH (Overtime is required for every hour worked on Sunday and Holidays)

H/W (Health & Welfare Insurance)

Pensn (Pension)

Vac (Vacation)

Trng (Training)

Explanations

MCLEAN COUNTY

FENCE ERECTOR - See Ironworkers.

IRONWORKERS (EAST) - That part of the county East of a diagonal line from Heyworth to a point half way between Chenoa and Weston.

TEAMSTERS (NORTH) - North of a straight line starting on the west side where Route 24 crosses McClean County line in a southeasterly direction to the most south-southwestern corner of Livingston County.

The following list is considered as those days for which holiday rates of wages for work performed apply: New Years Day, Memorial/Decoration Day, Fourth of July, Labor Day, Veterans Day, Thanksgiving Day, Christmas Day. Generally, any of these holidays which fall on a Sunday is celebrated on the following Monday. This then makes work performed on that Monday payable at the appropriate overtime rate for holiday pay. Common practice in a given local may alter certain days of celebration such as the day after Thanksgiving for Veterans Day. If in doubt, please check with IDOL.

Oil and chip resealing (O&C) means the application of road oils and liquid asphalt to coat an existing road surface, followed by application of aggregate chips or gravel to coated surface, and subsequent rolling of material to seal the surface.

EXPLANATION OF CLASSES

ASBESTOS - GENERAL - removal of asbestos material/mold and hazardous materials from any place in a building, including mechanical systems

where those mechanical systems are to be removed. This includes the removal of asbestos materials/mold and hazardous materials from ductwork or pipes in a building when the building is to be demolished at the time or at some close future date.

ASBESTOS - MECHANICAL - removal of asbestos material from mechanical systems, such as pipes, ducts, and boilers, where the mechanical systems are to remain.

CERAMIC TILE FINISHER, MARBLE FINISHER, TERRAZZO FINISHER

Assisting, helping or supporting the tile, marble and terrazzo mechanic by performing their historic and traditional work assignments required to complete the proper installation of the work covered by said crafts. The term "Ceramic" is used for naming the classification only and is in no way a limitation of the product handled. Ceramic takes into consideration most hard tiles.

ELECTRONIC SYSTEMS TECHNICIAN

Installation, service and maintenance of low-voltage systems which utilizes the transmission and/or transference of voice, sound, vision, or digital for commercial, education, security and entertainment purposes for the following: TV monitoring and surveillance, background/foreground music, intercom and telephone interconnect, field programming, inventory control systems, microwave transmission, multi-media, multiplex, radio page, school, intercom and sound burglar alarms and low voltage master clock systems.

Excluded from this classification are energy management systems, life safety systems, supervisory controls and data acquisition systems not intrinsic with the above listed systems, fire alarm systems, nurse call systems and raceways exceeding fifteen feet in length.

LABORER, SKILLED - BUILDING

The skilled laborer building (BLD) classification shall encompass the following types of work, irrespective of the site of the work: tending of carpenters in unloading, handling, stockpiling and distribution operations, also other building crafts, mixing, handling, and conveying of all materials used by masons, plasterers and other building construction crafts, whether done by hand or by any process. The drying of plastering when done by salamander heat, and the cleaning and clearing of all debris. All work pertaining to and in preparation of asbestos abatement and removal. The building of scaffolding and staging for masons and plasterers. The excavations for buildings and all other construction, digging, of trenches, piers, foundations and holes, digging, lagging, sheeting, cribbing, bracing and propping of foundations, holes, caissons, cofferdams, and dikes, the setting of all guidelines for machine or hand excavation and subgrading. The mixing, handling, conveying, pouring, vibrating, gunniting and otherwise applying of concrete, whether by hand or other method of concrete for any walls, foundations, floors, or for other construction concrete sealant men. The wrecking, stripping, dismantling, and handling of concrete forms and false work, and the building of centers for fireproofing purposes. Boring machine, gas, electric or air in preparation for shoving pipe, telephone cable, and so forth, under highways, roads, streets and alleys. All hand and power operating cross cut saws when used for clearing. All work in compressed air construction. All work on acetylene burners in salvaging. The blocking and tamping of concrete. The laying of sewer tile and conduit, and pre-cast materials. The assembling and dismantling of all jacks and sectional scaffolding, including elevator construction and running of slip form jacks. The work of drill

running and blasting, including wagon drills. The wrecking, stripping, dismantling, cleaning, moving and oiling of forms. The cutting off of concrete piles. The loading, unloading, handling and carrying to place of installation of all rods, (and materials for use in reinforcing) concrete and the hoisting of same and all signaling where hoist is used in this type of construction coming under the jurisdiction of the Laborers' Union. And, all other labor work not awarded to any other craft. Mortar mixers, kettlemen and carrier of hot stuff, tool crib men, watchmen (Laborer), firemen or salamander tenders, flagmen, deck hands, installation and maintenance of temporary gas-fired heating units, gravel box men, dumpmen and spotters, fencing Laborers, cleaning lumber, pit men, material checkers, dispatchers, unloading explosives, asphalt plant laborers, writer of scale tickets, fireproofing laborers, janitors, asbestos abatement and removal laborers, handling of materials treated with oil, creosote, chloride, asphalt, and/or foreign material harmful to skin or clothing, Laborers with de-watering systems, gunnite nozzle men, laborers tending masons with hot material or where foreign materials are used, Laborers handling masterplate or similar materials, laser beam operator, concrete burning machine operator, material selector men working with firebrick or combustible material, dynamite men, track laborers, cement handlers, chloride handlers, the unloading and laborers with steel workers and re-bars, concrete workers (wet), luteman, asphalt raker, curb asphalt machine operator, ready mix scalemen, permanent, portable or temporary plant drilling machine operator, plaster tenders, underpinning and shoring of buildings, fire watch, signaling of all power equipment, to include trucks excavating equipment, etc., tree topper or trimmer when in connection to construction, tunnel helpers in free air, batch dumpers, kettle and tar men, tank cleaners, plastic installers, scaffold workers, motorized buggies or motorized unit used for wet concrete or handling of building materials, sewer workers, rod and chain men, vibrator operators, mortar mixer operator, cement silica, clay, fly ash, lime and plasters, handlers (bulk or bag), cofferdam workers, on concrete paving, placing, cutting and tying of reinforcing, deck hand, dredge hand and shore laborers, bankmen on floating plant, asphalt workers with machine & layers, grade checker, power tools, caisson workers, lead man on sewer work, welders, cutters, burners and torch men, chain saw operators, paving breaker, jackhammer and drill operator, layout man and/or drainage tile layer, steel form setters -- street and highway, air tamping hammerman, signal man on crane, concrete saw operator, screen man on asphalt pavers, front end man on chip spreader, multiple concrete duct -- lead man.

LABORER, SKILLED - HIGHWAY

The skilled laborer heavy and highway (HWY) classification shall encompass the following types of work, irrespective of the site of the work: handling of materials treated with oil, creosote, asphalt and/or any foreign materials harmful to skin or clothing, track laborers, chloride handlers, the unloading and loading with steel workers and re-bars, concrete workers (wet), tunnel helpers in free air, batch dumpers, mason tenders, kettle and tar men, plastic installers, scaffold workers, motorized buggies or motorized unit used for wet concrete or handling of building materials, laborers with de-watering systems, sewer workers plus depth, rod and chainmen, vibrator operators, mortar mixer operators, cement silica, clay, fly ash, lime and plasters, handlers (bulk or bag), cofferdam workers plus depth, on concrete paving, placing, cutting and tying or reinforcing, deck hand, dredge hand shore laborers, bankmen on floating plant, asphalt workers with machine, and layers, grade checker, power tools, stripping of all concrete forms excluding paving forms, dumpmen and spotters, when necessary, caisson workers plus depth, gunnite nozzle

men, welders, cutters, burners and torchmen, chain saw operators, paving breaker, jackhammer and drill operators, layout man and/or drainage tile layer, steel form setters - street and highway, air tamping hammerman, signal man on crane, concrete saw operator, screedman on asphalt pavers, front end man on chip spreader, multiple concrete duct, luteman, asphalt raker, curb asphalt machine operator, ready mix scalemen (portable or temporary plant), laser beam operator, concrete burning machine operator, and coring machine operator.

TRUCK DRIVER - BUILDING, HEAVY AND HIGHWAY CONSTRUCTION - SOUTH

Class 1. Drivers on 2 axle trucks hauling less than 9 ton. Air compressor and welding machines and brooms, including those pulled by separate units, truck driver helpers, warehouse employees, mechanic helpers, greasers and tiremen, pickup trucks when hauling materials, tools, or workers to and from and on-the-job site, and fork lifts up to 6,000 lb. capacity.

Class 2. Two or three axle trucks hauling more than 9 ton but hauling less than 16 ton. A-frame winch trucks, hydrolift trucks, vector trucks or similar equipment when used for transportation purposes. Fork lifts over 6,000 lb. capacity, winch trucks, four axle combination units, and ticket writers.

Class 3. Two, three or four axle trucks hauling 16 ton or more. Drivers on water pulls, articulated dump trucks, mechanics and working forepersons, and dispatchers. Five axle or more combination units.

Class 4. Low Boy and Oil Distributors.

Class 5. Drivers who require special protective clothing while employed on hazardous waste work.

TRUCK DRIVER - BUILDING, HEAVY AND HIGHWAY CONSTRUCTION - NORTH

Class 1. Two or three Axle Trucks. A-frame Truck when used for transportation purposes; Air Compressors and Welding Machines, including those pulled by cars, pick-up trucks and tractors; Ambulances; Batch Gate Lockers; Batch Hopperman; Car and Truck Washers; Carry-alls; Fork Lifts and Hoisters; Helpers; Mechanics Helpers and Greasers; Oil Distributors 2-man operation; Pavement Breakers; Pole Trailer, up to 40 feet; Power Mower Tractors; Self-propelled Chip Spreader; Skipman; Slurry Trucks, 2-man operation; Slurry Truck Conveyor Operation, 2 or 3 man; Teamsters; Unskilled dumpman; and Truck Drivers hauling warning lights, barricades, and portable toilets on the job site.

Class 2. Four axle trucks; Dump Crets and Adgetors under 7 yards; Dumpsters, Track Trucks, Euclids, Hug Bottom Dump Turnapulls or Turnatrailers when pulling other than self-loading equipment or similar equipment under 16 cubic yards; Mixer Trucks under 7 yards; Ready-mix Plant Hopper Operator, and Winch Trucks, 2 Axles.

Class 3. Five axle trucks; Dump Crets and Adgetors 7 yards and over; Dumpsters, Track Trucks, Euclids, Hug Bottom Dump Turnatrailers or turnapulls when pulling other than self-loading equipment or similar equipment over 16 cubic yards; Explosives and/or Fission Material Trucks; Mixer Trucks 7 yards or over; Mobile Cranes while in transit; Oil Distributors, 1-man operation; Pole Trailer, over 40 feet; Pole and Expandable Trailers hauling material over 50 feet long; Slurry trucks, 1-man operation; Winch trucks, 3 axles or more; Mechanic--Truck Welder and Truck Painter.

Class 4. Six axle trucks; Dual-purpose vehicles, such as mounted crane trucks with hoist and accessories; Foreman; Master Mechanic; Self-loading equipment like P.B. and trucks with scoops on the front.

TRUCK DRIVER - OIL AND CHIP RESEALING ONLY.

This shall encompass laborers, workers and mechanics who drive contractor or subcontractor owned, leased, or hired pickup, dump, service, or oil distributor trucks. The work includes transporting materials and equipment (including but not limited to, oils, aggregate supplies, parts, machinery and tools) to or from the job site; distributing oil or liquid asphalt and aggregate; stock piling material when in connection with the actual oil and chip contract. The Truck Driver (Oil & Chip Resealing) wage classification does not include supplier delivered materials.

OPERATING ENGINEERS - BUILDING

Class 1. Cranes; Overhead Cranes; Gradall; All Cherry Pickers; Mechanics; Central Concrete Mixing Plant Operator; Road Pavers (27E - Dual Drum - Tri Batchers); Blacktop Plant Operators and Plant Engineers; 3 Drum Hoist; Derricks; Hydro Cranes; Shovels; Skimmer Scoops; Koehring Scooper; Drag Lines; Backhoe; Derrick Boats; Pile Drivers and Skid Rigs; Clamshells; Locomotive Cranes; Dredge (all types) Motor Patrol; Power Blades - Dumore - Elevating and similar types; Tower Cranes (Crawler-Mobile) and Stationary; Crane-type Backfiller; Drott Yumbo and similar types considered as Cranes; Caisson Rigs; Dozer; Tournadozer; Work Boats; Ross Carrier; Helicopter; Tournapulls - all and similar types; Scoops (all sizes); Pushcats; Endloaders (all types); Asphalt Surfacing Machine; Slip Form Paver; Rock Crusher; Heavy Equipment Greaser; CMI, CMI Belt Placer, Auto Grade & 3 Track and similar types; Side Booms; Multiple Unit Earth Movers; Creter Crane; Trench Machine; Pump-crete-Belt Crete-Squeeze Cretes-Screw-type Pumps and Gypsum; Bulker & Pump - Operator will clean; Formless Finishing Machine; Flaherty Spreader or similar types; Screed Man on Laydown Machine; Wheel Tractors (industrial or Farm-type w/Dozer-Hoe-Endloader or other attachments); F.W.D. & Similar Types; Vermeer Concrete Saw.

Class 2. Dinkeys; Power Launches; PH One-pass Soil Cement Machine (and similar types); Pugmill with Pump; Backfillers; Euclid Loader; Forklifts; Jeeps w/Ditching Machine or other attachments; Tuneluger; Automatic Cement and Gravel Batching Plants; Mobile Drills (Soil Testing) and similar types; Gurries and Similar Types; (1) and (2) Drum Hoists (Buck Hoist and Similar Types); Chicago Boom; Boring Machine & Pipe Jacking Machine; Hydro Boom; Dewatering System; Straw Blower; Hydro Seeder; Assistant Heavy Equipment Greaser on Spread; Tractors (Track type) without Power Unit pulling Rollers; Rollers on Asphalt -- Brick Macadem; Concrete Breakers; Concrete Spreaders; Mule Pulling Rollers; Center Stripper; Cement Finishing Machines & CMI Texture & Reel Curing Machines; Cement Finishing Machine; Barber Green or similar loaders; Vibro Tamper (All similar types) Self-propelled; Winch or Boom Truck; Mechanical Bull Floats; Mixers over 3 Bag to 27E; Tractor pulling Power Blade or Elevating Grader; Porter Rex Rail; Clary Screed; Truck Type Hoptoe Oilers; Fireman; Spray Machine on Paving; Curb Machines; Truck Crane Oilers; Oil Distributor; Truck-Mounted Saws.

Class 3. Air Compressor; Power Subgrader; Straight Tractor; Trac Air without attachments; Herman Nelson Heater, Dravo, Warner, Silent Glo, and similar types; Roller: Five (5) Ton and under on Earth or

Gravel; Form Grader; Crawler Crane & Skid Rig Oilers; Freight Elevators - permanently installed; Pump; Light Plant; Generator; Conveyor (1) or (2) - Operator will clean; Welding Machine; Mixer (3) Bag and Under (Standard Capacity with skip); Bulk Cement Plant; Oiler on Central Concrete Mixing Plant.

OPERATING ENGINEERS - HEAVY AND HIGHWAY CONSTRUCTION

Class 1. Cranes; Hydro Crane; Shovels; Crane Type Backfiller; Tower Cranes - Mobile & Crawler & Stationary; Derricks & Hoists (3 Drum); Draglines; Drott Yumbo & similar types considered as Cranes; Back Hoe; Derrick Boats; Pile Driver and Skid Rigs; Clam Shell; Locomotive - Cranes; Road Pavers - Single Drum - Dual Drum - Tri Batcher; Motor Patrols & Power Blades - Dumore - Elevating & Similar Types; Mechanics; Central Concrete Mixing Plant Operator; Asphalt Batch Plant Operators and Plant Engineers; Gradall; Caisson Rigs; Skimmer Scoop - Koering Scooper; Dredges (all types); Hoptoe; All Cherry Pickers; Work Boat; Ross Carrier; Helicopter; Dozer; Tournadozer; Tournapulls - all and similar types; Multiple Unit Earth Movers; Scoops (all sizes); Pushcats; Endloaders (all types); Asphalt Surfacing Machine; Slip Form Paver; Rock Crusher; Heavy Equipment Greaser (top greaser on spread); CMI, Auto Grade, CMI Belt Placer & 3 Track and similar types; Side Booms; Starting Engineer on Pipeline; Asphalt Heater & Planer Combination (used to plane streets); Wheel Tractors (with dozer, hoe or endloader attachments); F.W.D. and Similar types; Blaw Knox Spreader and Similar types; Trench Machines; Pump Crete - Belt Crete - Squeeze Crete - screw type pumps and gypsum (operator will clean); Formless Finishing Machines; Flaherty Spreader or similar types; Screed Man on Laydown Machine; Vermeer Concrete Saw.

Class 2. Bulker & Pump; Power Launches; Boring Machine & Pipe Jacking Machine; Dinkeys; P-H One Pass Soil Cement Machines and similar types; Wheel Tractors (Industry or farm type - other); Back Fillers; Euclid Loader; Fork Lifts; Jeep w/Ditching Machine or other attachments; Tunneluger; Automatic Cement & Gravel Batching Plants; Mobile Drills - Soil Testing and similar types; Pugmill with pump; All (1) and (2) Drum Hoists; Dewatering System; Straw Blower; Hydro-Seeder; Boring Machine; Hydro-Boom; Bump Grinders (self-propelled); Assistant Heavy Equipment Greaser; Apsco Spreader; Tractors (track-type) without Power Units Pulling Rollers on Asphalt - Brick or Macadam; Concrete Breakers; Concrete Spreaders; Cement Strippers; Cement Finishing Machines & CMI Texture & Reel Curing Machines; Vibro-Tampers (all similar types self-propelled); Mechanical Bull Floats; Self-propelled Concrete Saws; Mixers-over three (3) bags to 27E; Winch and Boom Trucks; Tractor Pulling Power Blade or Elevating Grader; Porter Rex Rail; Clary Screed; Mule Pulling Rollers; Pugmill without Pump; Barber Greene or similar Loaders; Track Type Tractor w/Power Unit attached (minimum); Fireman; Spray Machine on Paving; Curb Machines; Paved Ditch Machine; Power Broom; Self-Propelled Conveyors; Power Subgrader; Oil Distributor; Straight Tractor; Truck Crane Oiler; Truck Type Oilers; Directional boring machine; Horizontal directional drill.

Class 3. Straight framed articulating end dump vehicles and Truck mounted vac unit (separately powered); Trac Air Machine (without attachments); Herman Nelson Heater, Dravo Warner, Silent Glo & similar types; Rollers - five ton and under on earth and gravel; Form Graders; Pumps; Light Plant; Generator; Air Compressor (1) or (2); Conveyor; Welding Machine; Mixer - 3 bags and under; Bulk Cement Plant; Oilers.

Other Classifications of Work:

For definitions of classifications not otherwise set out, the Department generally has on file such definitions which are available. If a task to be performed is not subject to one of the classifications of pay set out, the Department will upon being contacted state which neighboring county has such a classification and provide such rate, such rate being deemed to exist by reference in this document. If no neighboring county rate applies to the task, the Department shall undertake a special determination, such special determination being then deemed to have existed under this determination. If a project requires these, or any classification not listed, please contact IDOL at 618/993-7271 for wage rates or clarifications.

LANDSCAPING

Landscaping work falls under the existing classifications for laborer, operating engineer and truck driver. The work performed by landscape plantsman and landscape laborer is covered by the existing classification of laborer. The work performed by landscape operators (regardless of equipment used or its size) is covered by the classifications of operating engineer. The work performed by landscape truck drivers (regardless of size of truck driven) is covered by the classifications of truck driver.