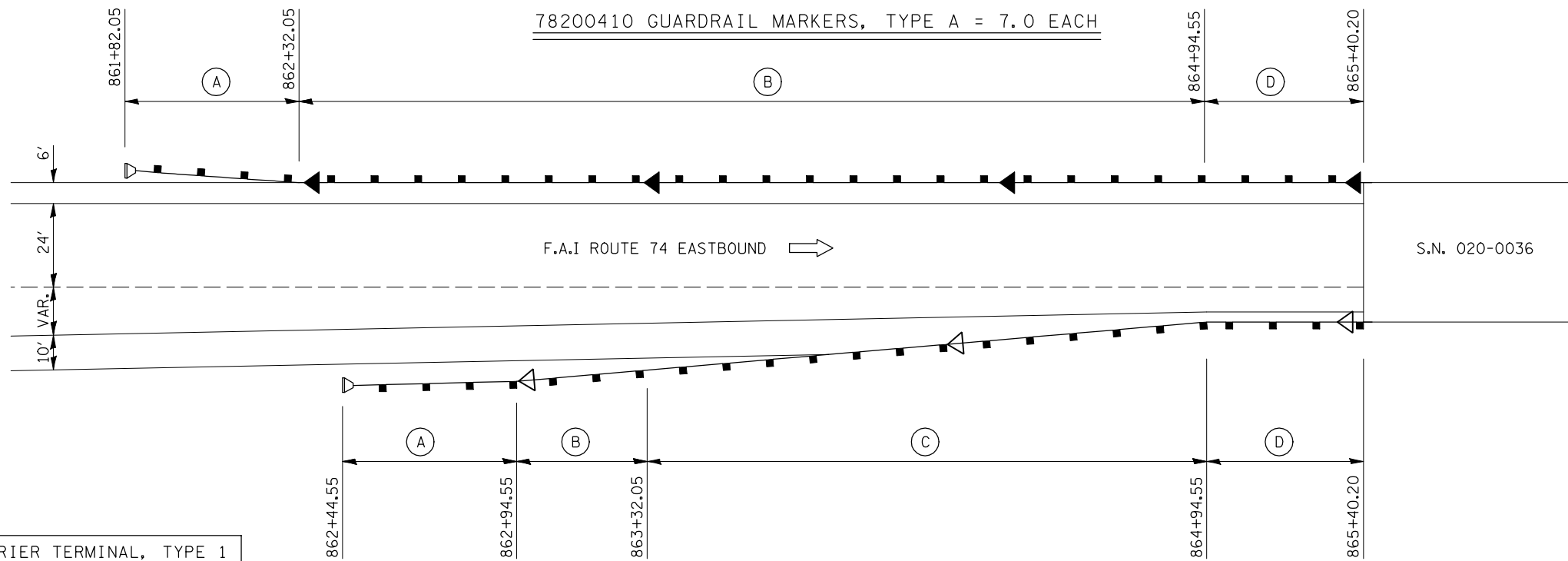
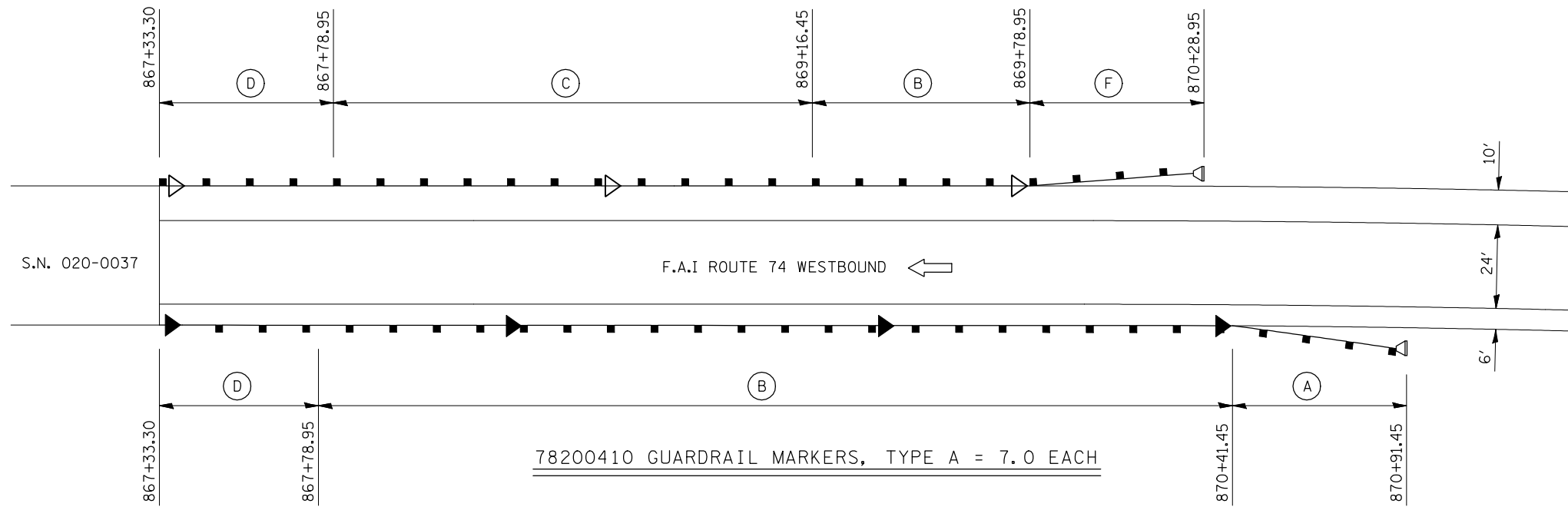
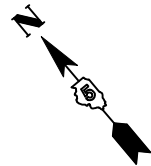


F.A.I. RTE.	SECTION	COUNTY	TOTAL SHEETS	SHEET NO.
74	(20-1)RS-2	DEWITT	97	70

DETAIL FOR GUARDRAIL LOCATIONS



- * GUARDRAIL MARKERS
- ◁ MONODIRECTIONAL SILVER
- ◄ MONODIRECTIONAL AMBER
- * SEE STD(S): 635006-02
635011-01

- (A) TRAFFIC BARRIER TERMINAL, TYPE 1 (SPECIAL) FLARED
- (B) STEEL PLATE BEAM GUARDRAIL, TYPE A
- (C) REMOVE AND RE-ERECT STEEL PLATE BEAM GUARDRAIL, TYPE A
- (D) TRAFFIC BARRIER TERMINAL, TYPE 6
- (F) REMOVE AND RE-ERECT TRAFFIC BARRIER TERMINAL, TYPE 1

DETAIL NOTES

Drawings are not to scale.

Engineer shall verify all existing guardrail quantities in the field prior to beginning work.

All guardrail work shown in the details shall conform to various specifications, details, standards and specifications.

Shoulder Widening for Type 1 (Special) Terminals shall be constructed prior to construction of new guardrail. See Standard 630301-04 for Details.

Shoulder Widening shall be seeded with Class 2A and Class 7 Seed after completion.

No rock, stones, millings, or broken concrete shall be permitted within a vertical distance of 12" from the surface of the finished grade of the shoulder widening.

SHEET 7 OF 7

ILLINOIS DEPARTMENT OF TRANSPORTATION
DETAIL FOR GUARDRAIL LOCATIONS
 F.A.I. ROUTE 74
 SECTION (20-1)RS-2
 DEWITT COUNTY

SCALE: NONE DRAWN BY: CADD
 DATE: 02-18-2008 CHECKED BY:

PLOT DATE = 3/28/2008
 FILE NAME = c:\projects\6592295 (v8)\70475detail.dgn
 PLOT SCALE = 42.3525' / IN.
 USER NAME = collierb