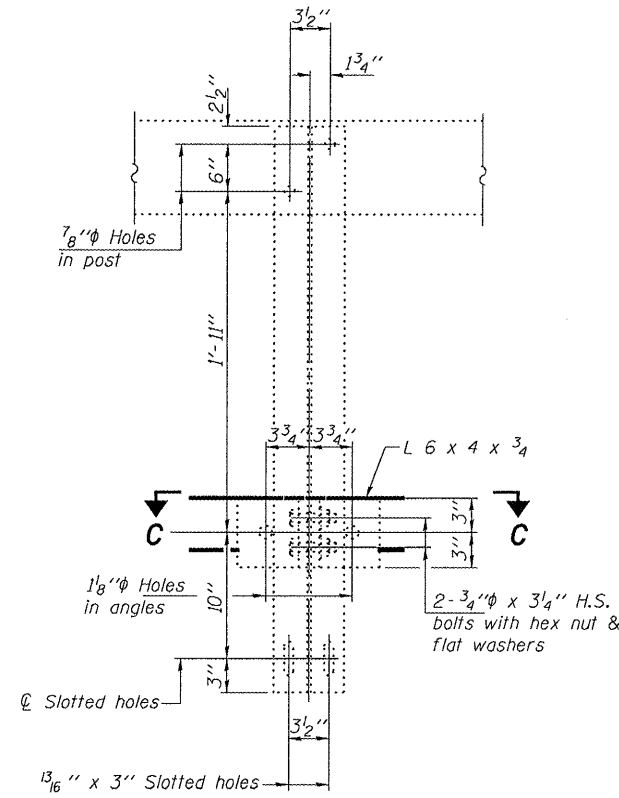


STATE OF ILLINOIS
DEPARTMENT OF TRANSPORTATION

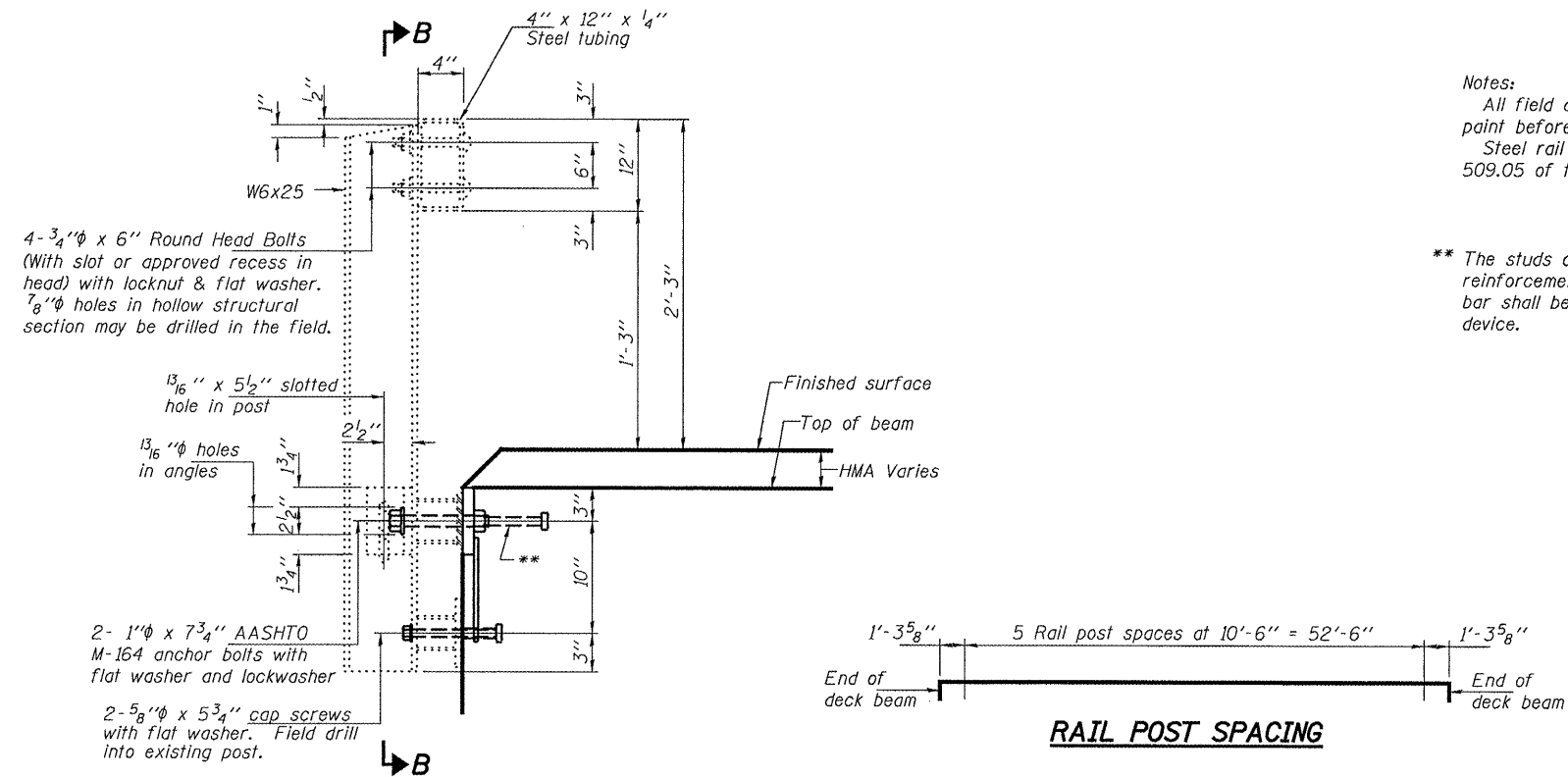
ROUTE NO.	SECTION	COUNTY	SHEET NO.	SHEET NO.
FAP 681	(13BR)1	LIVINGSTON	15	15
FED. ROAD DIST. NO. 7	ILLINOIS	FED. AID PROJECT		

Contract Number: 66821

SHEET NO. 5
5 SHEETS



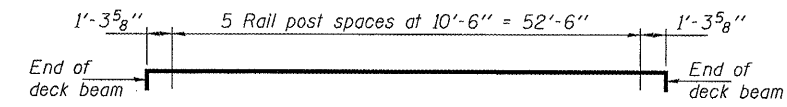
SECTION B-B



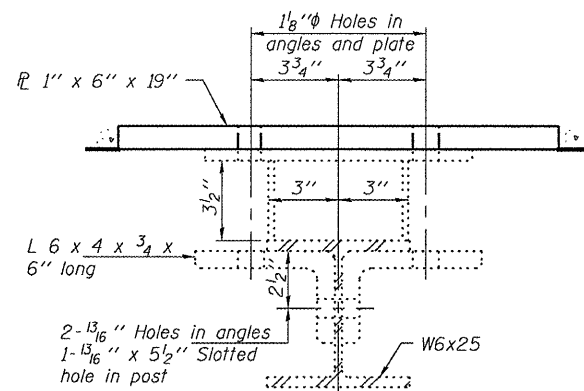
SECTION AT RAIL POST

Notes:
All field drilled holes shall be coated with an approved zinc rich paint before erection.
Steel rail elements shall be galvanized according to Article 509.05 of the Standard Specifications.

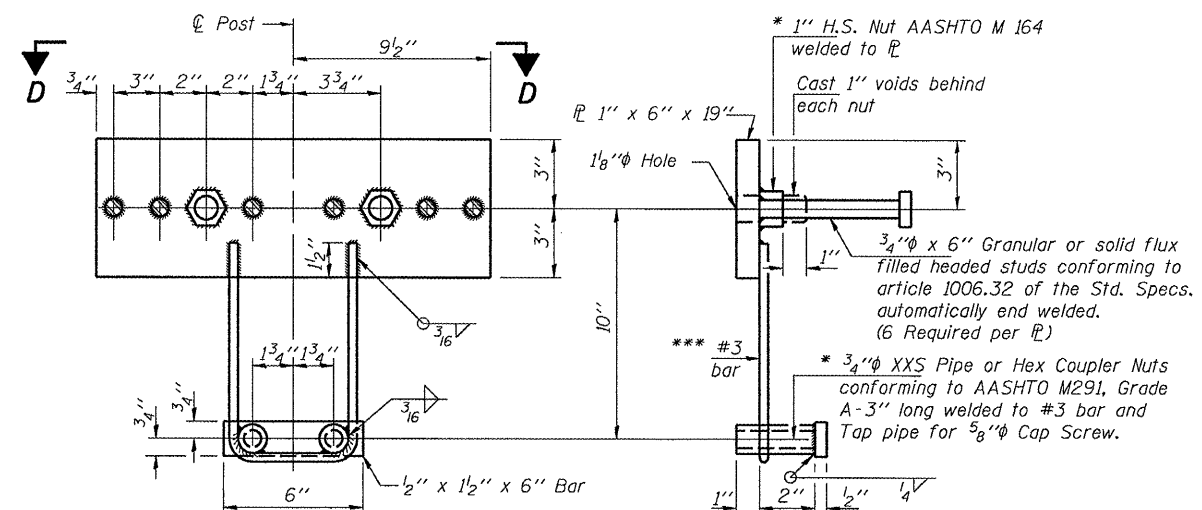
** The studs of the anchor devices shall be placed below the top reinforcement bars and the outermost longitudinal reinforcement bar shall be placed directly above the studs of the rail post anchor device.



RAIL POST SPACING



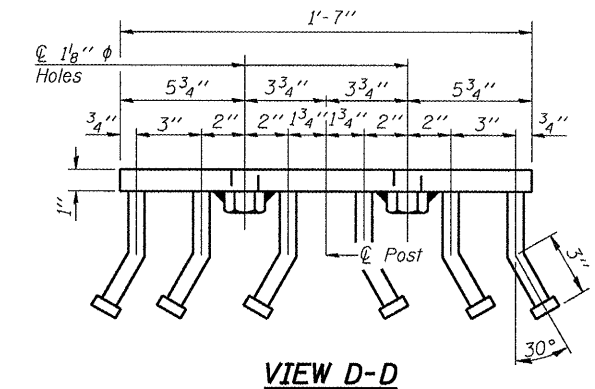
SECTION C-C



ANCHOR DEVICE

* Threaded areas shall be plugged or blocked off during casting of beam. Galvanized after fabrication.

*** Whenever the lower insert assemblies interfere with strand locations the #3 bars shall be cut and adjusted in order to allow raising or lowering of the lower inserts. Maximum adjustment not to exceed 1/2 inch.



VIEW D-D

BILL OF MATERIAL

Item	Unit	Quantity
Removing & Re-erecting Existing Railing	Foot	59

REPAIR DETAILS

FAP 681
LIVINGSTON COUNTY
SN 053-0159

DESIGNED	ATH
CHECKED	AJB
DRAWN	baliva
CHECKED	ATH AJB

MAY 12, 2008
EXAMINED
PASSED