


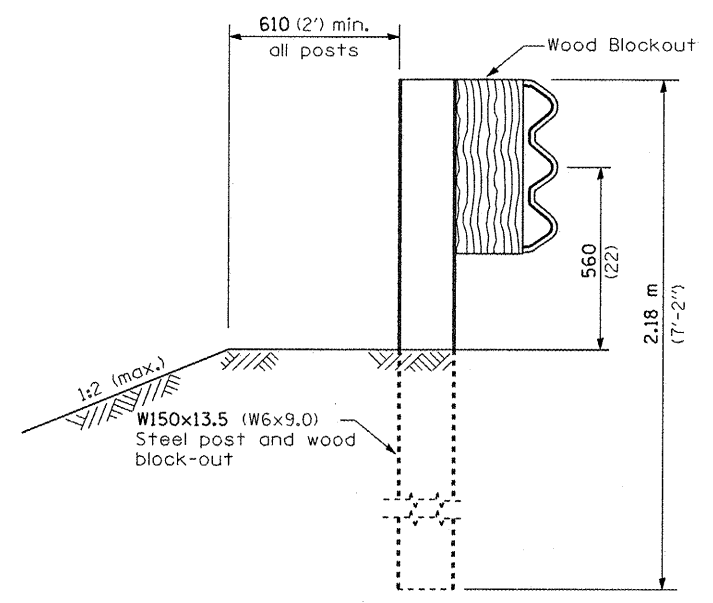
\* With standard washers. After tightening, cut the anchor bolts flush with nuts, and damage the nut to prevent it from loosening.

Note: See wood block details A, B, C, & D

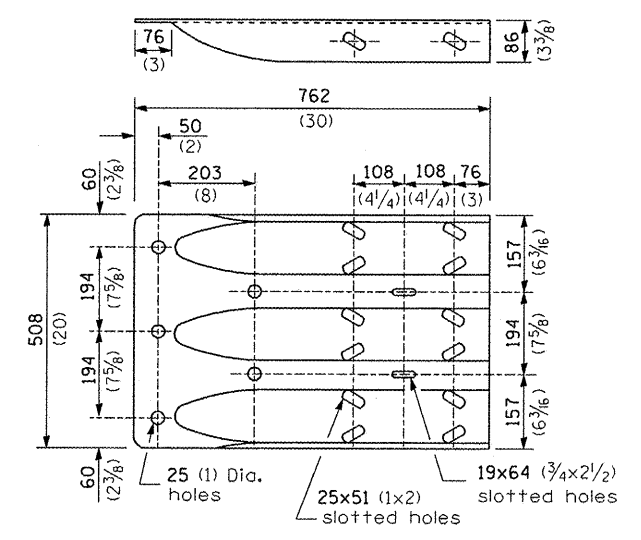
PLAN



ELEVATION



SECTION A-A



THRIE BEAM END SHOE DETAIL

GENERAL NOTES

See Standard 630001 for details of guardrail not shown.

Thrie beam rail shall be bolted to block-out at all posts.

All slope ratios are expressed as units of vertical displacement to units of horizontal displacement (V:H).

All dimensions are in millimeters (inches) unless otherwise shown.

FILE NAME =	USER NAME = schwonker	DESIGNED -	REVISED -
c:\projects\d366812\d366812-sht-details.dgn		DRAWN -	REVISED -
		CHECKED -	REVISED -
		DATE -	REVISED -

STATE OF ILLINOIS  
DEPARTMENT OF TRANSPORTATION

PRE-MGS EFFECTIVE 4-1-06  
TRAFFIC BARRIER TERMINAL, TYPE 6B  
STANDARD 631033-01

Sheet 1 of 2

SCALE: SHEET NO. OF SHEETS STA. TO STA.

• D-3 HIGHWAY DAMAGE REPAIR 2009

F.A. RTE.	SECTION	COUNTY	TOTAL SHEETS	SHEET NO.
VAR.	•	VAR.	36	32
FED. ROAD DIST. NO.			ILLINOIS FED. AID PROJECT	
			CONTRACT NO. 66812	