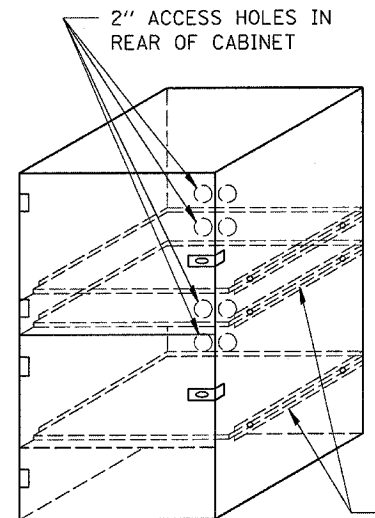



- NOTES:
1. USE 16 GAUGE STEEL FOR CABINET.
 2. THE TOP SHELF SHALL SLIDE IN OR OUT WITH THE TOP DOOR OPEN.
 3. ALL HINGES AND HASPS WILL BE WELDED TO THE CABINET.
 4. ALL EDGES SHALL BE GROUND SMOOTH.
 5. TWO (2" DIA.) ACCESS HOLES WILL BE REQUIRED FOR EACH SHELF.
 6. CABINET SHALL BE PAINTED WITH TWO COATS OF FLAT PAINT.
 7. 2 EACH MATCHING KEY PADLOCKS, WITH 3 KEYS PROVIDED, MASTER MODEL 3 T OR EQUIVALENT.
 8. 4 EACH PLAIN STEEL, NON-REMOVABLE PIN, NO HOLE 4"x4" SQUARE CORNER HINGES TO BE WELDED ON.
 9. 2 EACH EXTRA HEAVY, PLAIN STEEL, FIXED STAPLE, NO HOLE, 7/4" HASPS TO BE WELDED ON.

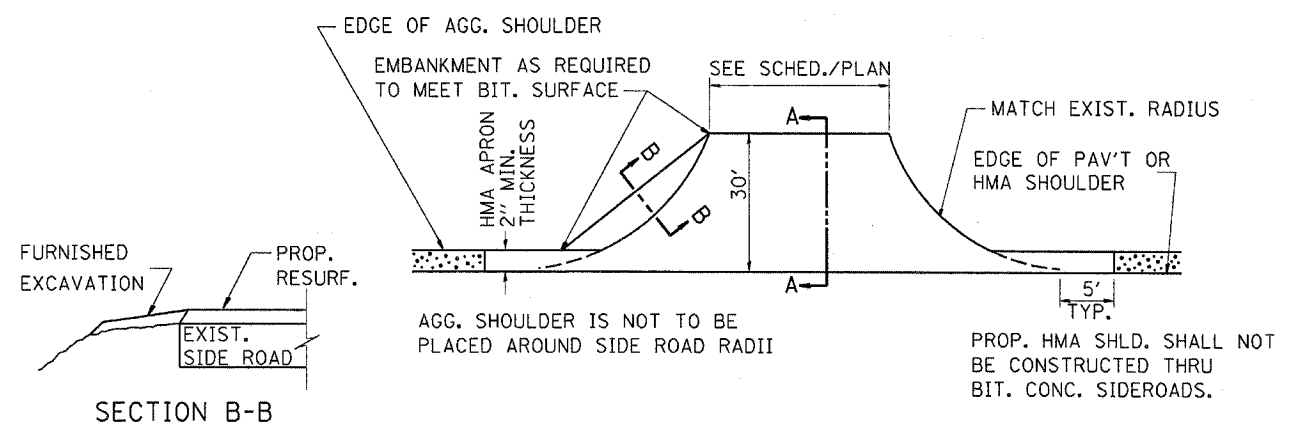
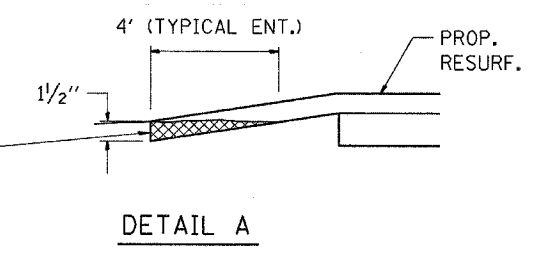


FLAT STOCK DIMENSIONS VARY DEPENDING ON TYPE OF ROLLER ASSEMBLY.

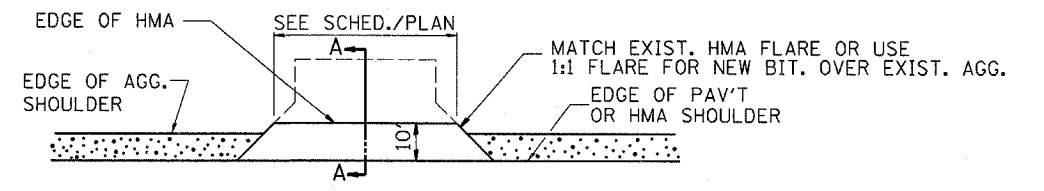
LOCKABLE COMPUTER CABINET



THE COST OF REMOVAL AT EXISTING HMA OR P.C.C. LOCATIONS SHALL BE PAID FOR PER SQ. YD. BY THE APPROPRIATE PAY ITEM. REMOVAL AT EXISTING AGG. LOCATIONS SHALL BE INCIDENTAL TO THE HMA. A-3 LOCATIONS SHALL BE FEATHER TAPERED.



PLAN AT SIDE ROADS NORTH OF BRIDGE
EXCEPT THOSE NOTED ON OTHER DETAILS



| | | | | | | | | | | | | |
|--------------------------------------------------|----------------------------------------|------------|----------|-----------------------------------------------------------------|-------------------------------------------------|-----------|----|--------------------|------------------------|------------------|--------------------|-----------------|
| FILE NAME = c:\projects\vd366676\coversht.dgn | USER NAME = schwankerg | DESIGNED - | REVISD - | STATE OF ILLINOIS DEPARTMENT OF TRANSPORTATION | DETAILS | | | F.A.P. RTE. 324 | SECTION (25,26)RS-3 | COUNTY DEKALB | TOTAL SHEETS 24 | SHEET NO. 19 |
| | PLOT SCALE = 50.0000' / IN. | DRAWN - | REVISD - | | SCALE: | SHEET NO. | OF | SHEETS | STA. | TO STA. | CONTRACT NO. 66676 | |
| | PLOT DATE = Apr 16, 2008 - 10:18:08 AM | CHECKED - | REVISD - | | FED. ROAD DIST. NO. 4 ILLINOIS FED. AID PROJECT | | | | | | | |
| | | DATE - | REVISD - | | | | | | | | | |