

If you plan to submit a bid directly to the Department of Transportation

PREQUALIFICATION

Any contractor who desires to become pre-qualified to bid on work advertised by IDOT must submit the properly completed pre-qualification forms to the Bureau of Construction no later than 4:30 p.m. prevailing time twenty-one days prior to the letting of interest. This pre-qualification requirement applies to first time contractors, contractors renewing expired ratings, contractors maintaining continuous pre-qualification or contractors requesting revised ratings. To be eligible to bid, existing pre-qualification ratings must be effective through the date of letting.

REQUESTS FOR AUTHORIZATION TO BID

Contractors downloading and/or ordering CD-ROM's and are wanting to bid on items included in a particular letting must submit the properly completed "Request for Authorization to Bid/or Not For Bid Status" (BDE 124INT) and the ORIGINAL, signed and notarized, "Affidavit of Availability" (BC 57) to the proper office no later than 4:30 p.m. prevailing time, three (3) days prior to the letting date.

WHO CAN BID ?

Bids will be accepted from only those companies that request and receive written **Authorization to Bid** from IDOT's Central Bureau of Construction.

WHAT CONSTITUTES WRITTEN AUTHORIZATION TO BID? When a prospective prime bidder submits a "Request for Authorization to Bid/or Not For Bid Status" (BDE 124INT) he/she must indicate at that time which items are being requested For Bidding purposes. Only those items requested For Bidding will be analyzed. After the request has been analyzed, the bidder will be issued a **Proposal Denial and/or Authorization Form**, approved by the Central Bureau of Construction, that indicates which items have been approved For Bidding. If **Authorization to Bid** cannot be approved, the **Proposal Denial and/or Authorization Form** will indicate the reason for denial.

ABOUT AUTHORIZATION TO BID: Firms that have not received an authorization form within a reasonable time of complete and correct original document submittal should contact the department as to status. This is critical in the week before the letting. These documents must be received three days before the letting date. Firms unsure as to authorization status should call the Prequalification Section of the Bureau of Construction at the number listed at the end of these instructions.

ADDENDA AND REVISIONS: It is the contractor's responsibility to determine which, if any, addenda or revisions pertain to any project they may be bidding. Failure to incorporate all relevant addenda or revisions may cause the bid to be declared unacceptable.

Each addendum will be placed with the contract number. Addenda and revisions will also be placed on the Addendum/Revision Checklist and each subscription service subscriber will be notified by e-mail of each addendum and revision issued.

The Internet is the Department's primary way of doing business. The subscription server e-mails are an added courtesy the Department provides. It is suggested that bidder check IDOT's website <http://www.dot.il.gov/desenv/delett.html> before submitting final bid information.

IDOT is not responsible for any e-mail related failures.

Addenda Questions may be directed to the Contracts Office at (217)782-7806 or D&Econtracts@dot.il.gov

Technical Questions about downloading these files may be directed to Tim Garman (217)524-1642 or Timothy.Garman@illinois.gov.

WHAT MUST BE INCLUDED WHEN BIDS ARE SUBMITTED?: Bidders need not return the entire proposal when bids are submitted. That portion of the proposal that must be returned includes the following:

1. All documents from the Proposal Cover Sheet through the Proposal Bid Bond
2. Other special documentation and/or information that may be required by the contract special provisions

All proposal documents, including Proposal Guaranty Checks or Proposal Bid Bonds, should be stapled together to prevent loss when bids are processed by IDOT personnel.

ABOUT SUBMITTING BIDS: It is recommended that bidders deliver bids in person to insure they arrive at the proper location prior to the time specified for the receipt of bids. Any bid received at the place of letting after the time specified will not be accepted.

WHO SHOULD BE CALLED IF ASSISTANCE IS NEEDED?

Questions Regarding	Call
Prequalification and/or Authorization to Bid	(217)782-3413
Preparation and submittal of bids	(217)782-7806
Mailing of plans and proposals	(217)782-7806
Electronic plans and proposals	(217)524-1642

ADDENDUMS AND REVISIONS TO THE PROPOSAL FORMS

Planholders should verify that they have received and incorporated the addendum and/or revision prior to submitting their bid. Failure by the bidder to include an addendum could result in a bid being rejected as irregular.

221

RETURN WITH BID

Proposal Submitted By
Name
Address
City

Letting June 13, 2008

BIDDERS NEED NOT RETURN THE ENTIRE PROPOSAL
(See instructions inside front cover)

NOTICE TO PROSPECTIVE BIDDERS

This proposal can be used for bidding purposes by only those companies that request and receive written AUTHORIZATION TO BID from IDOT's Central Bureau of Construction.

(SEE INSTRUCTIONS ON THE INSIDE OF COVER)

Notice To Bidders, Specifications, Proposal, Contract and Contract Bond



**Illinois Department
of Transportation**

Springfield, Illinois 62764

**Contract No. 64B76
JODAVIESS County
Section (44-2, 45)RS
Route FAP 301
Project ACNHF-0301(050)
District 2 Construction Funds**

PLEASE MARK THE APPROPRIATE BOX BELOW:

- A Bid Bond is included.
- A Cashier's Check or a Certified Check is included

Plans Included
Herein

Prepared by

F

Checked by

(Printed by authority of the State of Illinois)

INSTRUCTIONS

ABOUT IDOT PROPOSALS: All proposals issued by IDOT are potential bidding proposals. Each proposal contains all Certifications and Affidavits, a Proposal Signature Sheet and a Proposal Bid Bond required for Prime Contractors to submit a bid after written **Authorization to Bid** has been issued by IDOT's Central Bureau of Construction.

WHO CAN BID?: Bids will be accepted from only those companies that request and receive written **Authorization to Bid** from IDOT's Central Bureau of Construction. To request authorization, a potential bidder must complete and submit Part B of the Request for Authorization to Bid/or Not For Bid Status form (BDE 124 INT) and submit an original Affidavit of Availability (BC 57).

WHAT CONSTITUTES WRITTEN AUTHORIZATION TO BID?: When a prospective prime bidder submits a "Request for Proposal Forms and Plans" he/she must indicate at that time which items are being requested For Bidding purposes. Only those items requested For Bidding will be analyzed. After the request has been analyzed, the bidder will be issued a **Proposal Denial and/or Authorization Form**, approved by the Central Bureau of Construction, that indicates which items have been approved For Bidding. If **Authorization to Bid** cannot be approved, the **Proposal Denial and/or Authorization Form** will indicate the reason for denial. If a contractor has requested to bid but has not received a **Proposal Denial and/or Authorization Form**, they should contact the Central Bureau of Construction in advance of the letting date.

WHAT MUST BE INCLUDED WHEN BIDS ARE SUBMITTED?: Bidders need not return the entire proposal when bids are submitted. That portion of the proposal that must be returned includes the following:

1. All documents from the Proposal Cover Sheet through the Proposal Bid Bond
2. Other special documentation and/or information that may be required by the contract special provisions

All proposal documents, including Proposal Guaranty Checks or Proposal Bid Bonds, should be stapled together to prevent loss when bids are processed by IDOT personnel.

ABOUT SUBMITTING BIDS: It is recommended that bidders deliver bids in person to insure they arrive at the proper location prior to the time specified for the receipt of bids. Any bid received at the place of letting after the time specified will not be accepted.

WHO SHOULD BE CALLED IF ASSISTANCE IS NEEDED?

Questions Regarding	Call
Prequalification and/or Authorization to Bid	217/782-3413
Preparation and submittal of bids	217/782-7806
Mailing of CD-ROMS	217/782-7806

RETURN WITH BID



PROPOSAL

TO THE DEPARTMENT OF TRANSPORTATION

1. Proposal of _____

Taxpayer Identification Number (Mandatory) _____

for the improvement identified and advertised for bids in the Invitation for Bids as:

**Contract No. 64B76
JODAVIESS County
Section (44-2, 45)RS
Project ACNHF-0301(050)
Route FAP 301
District 2 Construction Funds**

4.61 miles of patching and resurfacing on U.S. Route 20 from the Little Menominee River to 0.7 mile west of IL Route 84.

2. The undersigned bidder will furnish all labor, material and equipment to complete the above described project in a good and workmanlike manner as provided in the contract documents provided by the Department of Transportation. This proposal will become part of the contract and the terms and conditions contained in the contract documents shall govern performance and payments.

RETURN WITH BID

3. **ASSURANCE OF EXAMINATION AND INSPECTION/WAIVER.** The undersigned further declares that he/she has carefully examined the proposal, plans, specifications, form of contract and contract bond, and special provisions, and that he/she has inspected in detail the site of the proposed work, and that he/she has familiarized themselves with all of the local conditions affecting the contract and the detailed requirements of construction, and understands that in making this proposal he/she waives all right to plead any misunderstanding regarding the same.

4. **EXECUTION OF CONTRACT AND CONTRACT BOND.** The undersigned further agrees to execute a contract for this work and present the same to the department within fifteen (15) days after the contract has been mailed to him/her. The undersigned further agrees that he/she and his/her surety will execute and present within fifteen (15) days after the contract has been mailed to him/her contract bond satisfactory to and in the form prescribed by the Department of Transportation, in the penal sum of the full amount of the contract, guaranteeing the faithful performance of the work in accordance with the terms of the contract.

5. **PROPOSAL GUARANTY.** Accompanying this proposal is either a bid bond on the department form, executed by a corporate surety company satisfactory to the department, or a proposal guaranty check consisting of a bank cashier's check or a properly certified check for not less than 5 per cent of the amount bid or for the amount specified in the following schedule:

<u>Amount of Bid</u>		<u>Proposal Guaranty</u>	<u>Amount of Bid</u>		<u>Proposal Guaranty</u>	
Up to	\$5,000	\$150	\$2,000,000	to	\$3,000,000	\$100,000
\$5,000	to \$10,000	\$300	\$3,000,000	to	\$5,000,000	\$150,000
\$10,000	to \$50,000	\$1,000	\$5,000,000	to	\$7,500,000	\$250,000
\$50,000	to \$100,000	\$3,000	\$7,500,000	to	\$10,000,000	\$400,000
\$100,000	to \$150,000	\$5,000	\$10,000,000	to	\$15,000,000	\$500,000
\$150,000	to \$250,000	\$7,500	\$15,000,000	to	\$20,000,000	\$600,000
\$250,000	to \$500,000	\$12,500	\$20,000,000	to	\$25,000,000	\$700,000
\$500,000	to \$1,000,000	\$25,000	\$25,000,000	to	\$30,000,000	\$800,000
\$1,000,000	to \$1,500,000	\$50,000	\$30,000,000	to	\$35,000,000	\$900,000
\$1,500,000	to \$2,000,000	\$75,000	over		\$35,000,000	\$1,000,000

Bank cashier's checks or properly certified checks accompanying proposals shall be made payable to the Treasurer, State of Illinois, when the state is awarding authority; the county treasurer, when a county is the awarding authority; or the city, village, or town treasurer, when a city, village, or town is the awarding authority.

If a combination bid is submitted, the proposal guaranties which accompany the individual proposals making up the combination will be considered as also covering the combination bid.

The amount of the proposal guaranty check is _____ \$(_____). If this proposal is accepted and the undersigned shall fail to execute a contract bond as required herein, it is hereby agreed that the amount of the proposal guaranty shall become the property of the State of Illinois, and shall be considered as payment of damages due to delay and other causes suffered by the State because of the failure to execute said contract and contract bond; otherwise, the bid bond shall become void or the proposal guaranty check shall be returned to the undersigned.

Attach Cashier's Check or Certified Check Here

In the event that one proposal guaranty check is intended to cover two or more proposals, the amount must be equal to the sum of the proposal guaranties which would be required for each individual proposal. If the guaranty check is placed in another proposal, state below where it may be found.

The proposal guaranty check will be found in the proposal for:

Item _____

Section No. _____

County _____

Mark the proposal cover sheet as to the type of proposal guaranty submitted.

RETURN WITH BID

6. **COMBINATION BIDS.** The undersigned further agrees that if awarded the contract for the sections contained in the following combination, he/she will perform the work in accordance with the requirements of each individual proposal comprising the combination bid specified in the schedule below, and that the combination bid shall be prorated against each section in proportion to the bid submitted for the same. If an error is found to exist in the gross sum bid for one or more of the individual sections included in a combination, the combination bid shall be corrected as provided in the specifications.

When a combination bid is submitted, the schedule below must be completed in each proposal comprising the combination.

If alternate bids are submitted for one or more of the sections comprising the combination, a combination bid must be submitted for each alternate.

Schedule of Combination Bids

Combination No.	Sections Included in Combination	Combination Bid	
		Dollars	Cents

7. **SCHEDULE OF PRICES.** The undersigned bidder submits herewith, in accordance with the rules and instructions, a schedule of prices for the items of work for which bids are sought. The unit prices bid are in U.S. dollars and cents, and all extensions and summations have been made. The bidder understands that the quantities appearing in the bid schedule are approximate and are provided for the purpose of obtaining a gross sum for the comparison of bids. If there is an error in the extension of the unit prices, the unit prices shall govern. Payment to the contractor awarded the contract will be made only for actual quantities of work performed and accepted or materials furnished according to the contract. The scheduled quantities of work to be done and materials to be furnished may be increased, decreased or omitted as provided elsewhere in the contract.
8. **CERTIFICATE OF AUTHORITY.** The undersigned bidder, if a business organized under the laws of another State, assures the Department that it will furnish a copy of its certificate of authority to do business in the State of Illinois with the return of the executed contract and bond. Failure to furnish the certificate within the time provided for execution of an awarded contract may be cause for cancellation of the award and forfeiture of the proposal guaranty to the State.

ILLINOIS DEPARTMENT OF TRANSPORTATION
 SCHEDULE OF PRICES
 CONTRACT
 NUMBER -

64B76

State Job # - C-92-056-08
 PPS NBR - 2-09850-0600
 County Name - JODAVIESS- -
 Code - 85 - -
 District - 2 - -
 Section Number - (44-2, 45)RS

Project Number
 ACNHF-0301/050/

Route
 FAP 301

Item Number	Pay Item Description	Unit of Measure	Quantity	x	Unit Price	=	Total Price
X0322729	MATL TRANSFER DEVICE	TON	24,050.000				
X0325985	SLOP MET ES W/GR 60	EACH	1.000				
X4420035	CL A PATCH SPL T3 7	SQ YD	171.000				
X6063600	COMB CC&G TM4.24	FOOT	2,721.000				
X7800616	PREF THPL PM LINE 18	FOOT	108.000				
Z0000200	ADJUST EX GUARD RAIL	FOOT	50.000				
Z0017100	DOWEL BARS	EACH	380.000				
Z0028415	GEOTECHNICAL REINF	SQ YD	7,129.000				
Z0028700	GRAN SUBGRADE REPL	CU YD	1,188.000				
Z0075300	TIE BARS	EACH	1,840.000				
20400800	FURNISHED EXCAV	CU YD	525.000				
21101600	TOPSOIL F & P VAR DP	SQ YD	18,171.000				
25000210	SEEDING CL 2A	ACRE	4.000				
25000400	NITROGEN FERT NUTR	POUND	338.000				
25000500	PHOSPHORUS FERT NUTR	POUND	338.000				

ILLINOIS DEPARTMENT OF TRANSPORTATION
 SCHEDULE OF PRICES
 CONTRACT
 NUMBER - 64B76

State Job # - C-92-056-08
 PPS NBR - 2-09850-0600
 County Name - JODAVIESS- -
 Code - 85 - -
 District - 2 - -
 Section Number - (44-2, 45)RS

Project Number
 ACNHF-0301/050/

Route
 FAP 301

Item Number	Pay Item Description	Unit of Measure	Quantity	x	Unit Price	=	Total Price
25000600	POTASSIUM FERT NUTR	POUND	339.000				
25000750	MOWING	ACRE	4.000				
25100630	EROSION CONTR BLANKET	SQ YD	30,368.000				
28000250	TEMP EROS CONTR SEED	POUND	403.000				
28000500	INLET & PIPE PROTECT	EACH	27.000				
28100107	STONE RIPRAP CL A4	SQ YD	618.000				
28200200	FILTER FABRIC	SQ YD	618.000				
35101400	AGG BASE CSE B	TON	206.000				
40600200	BIT MATLS PR CT	TON	148.000				
40600300	AGG PR CT	TON	262.000				
40600535	LEV BIND HM N70	TON	94.000				
40600837	P LEV BIND MM N70	TON	9,583.000				
40600895	CONSTRUC TEST STRIP	EACH	1.000				
40600982	HMA SURF REM BUTT JT	SQ YD	1,714.000				
40600985	PCC SURF REM BUTT JT	SQ YD	107.000				

ILLINOIS DEPARTMENT OF TRANSPORTATION
 SCHEDULE OF PRICES
 CONTRACT
 NUMBER -

64B76

State Job # - C-92-056-08
 PPS NBR - 2-09850-0600
 County Name - JODAVIESS- -
 Code - 85 - -
 District - 2 - -
 Section Number - (44-2, 45)RS

Project Number
 ACNHF-0301/050/

Route
 FAP 301

Item Number	Pay Item Description	Unit of Measure	Quantity	x	Unit Price	=	Total Price
40600990	TEMPORARY RAMP	SQ YD	242.000				
40601005	HMA REPL OVER PATCH	TON	95.000				
40603310	HMA SC "C" N50	TON	8,235.000				
40603390	HMA SC "F" N70	TON	1,601.000				
40603540	P HMA SC "D" N70	TON	13,009.000				
40800050	INCIDENTAL HMA SURF	TON	773.000				
42001200	PAVEMENT FABRIC	SQ YD	136.000				
44000153	HMA SURF REM 1	SQ YD	140.000				
44000154	HMA SURF REM 1 1/4	SQ YD	1,333.000				
44000157	HMA SURF REM 2	SQ YD	1,273.000				
44002230	HMA RM OV PATCH 7 1/2	SQ YD	226.000				
44002500	GUT OUTLET REM	EACH	4.000				
44004000	PAVED DITCH REMOVAL	FOOT	500.000				
44004250	PAVED SHLD REMOVAL	SQ YD	1,772.000				
44200079	PAVT PATCH T2 7	SQ YD	16.000				

ILLINOIS DEPARTMENT OF TRANSPORTATION
 SCHEDULE OF PRICES
 CONTRACT
 NUMBER -

64B76

State Job # - C-92-056-08
 PPS NBR - 2-09850-0600
 County Name - JODAVIESS- -
 Code - 85 - -
 District - 2 - -
 Section Number - (44-2, 45)RS

Project Number
 ACNHF-0301/050/

Route
 FAP 301

Item Number	Pay Item Description	Unit of Measure	Quantity	x	Unit Price	=	Total Price
44200084	PAVT PATCH T3 7	SQ YD	17.000				
44200086	PAVT PATCH T4 7	SQ YD	29.000				
44200180	PAVT PATCH T2 15	SQ YD	43.000				
44200529	CL A PATCH T2 8	SQ YD	964.000				
44200533	CL A PATCH T3 8	SQ YD	230.000				
44200535	CL A PATCH T4 8	SQ YD	5,560.000				
44200982	CL B PATCH T2 11	SQ YD	136.000				
44200986	CL B PATCH T3 11	SQ YD	13.000				
44200988	CL B PATCH T4 11	SQ YD	120.000				
44213000	PATCH REINFORCEMENT	SQ YD	6,871.000				
44213200	SAW CUTS	FOOT	15,353.000				
48101200	AGGREGATE SHLDS B	TON	3,215.000				
48203019	HMA SHOULDERS 5 1/2	SQ YD	999.000				
48203020	HMA SHOULDERS 5 3/4	SQ YD	1,973.000				
50104400	CONC HDWL REM	EACH	1.000				

ILLINOIS DEPARTMENT OF TRANSPORTATION
 SCHEDULE OF PRICES
 CONTRACT
 NUMBER -

64B76

State Job # - C-92-056-08
 PPS NBR - 2-09850-0600
 County Name - JODAVIESS- -
 Code - 85 - -
 District - 2 - -
 Section Number - (44-2, 45)RS

Project Number
 ACNHF-0301/050/

Route
 FAP 301

Item Number	Pay Item Description	Unit of Measure	Quantity	x	Unit Price	=	Total Price
542A0235	P CUL CL A 1 30	FOOT	12.000				
542D0265	P CUL CL D 1 60	FOOT	14.000				
542D1069	P CUL CL D 2 24	FOOT	20.000				
54213459	END SECTIONS 24	EACH	1.000				
60100060	CONC HDWL FOR P DRAIN	EACH	4.000				
60107600	PIPE UNDERDRAINS 4	FOOT	112.000				
60108100	PIPE UNDERDRAIN 4 SP	FOOT	80.000				
60246541	INLET BOX SPL N1	EACH	1.000				
60260100	INLETS ADJUST	EACH	1.000				
60600095	CLASS SI CONC OUTLET	CU YD	17.000				
61000115	TY E INLET BOX 610001	EACH	1.000				
63000000	SPBGR TY A	FOOT	788.000				
63100045	TRAF BAR TERM T2	EACH	16.000				
63100167	TR BAR TRM T1 SPL TAN	EACH	15.000				
63200310	GUARDRAIL REMOV	FOOT	1,813.000				

ILLINOIS DEPARTMENT OF TRANSPORTATION
 SCHEDULE OF PRICES
 CONTRACT
 NUMBER -

64B76

State Job # - C-92-056-08
 PPS NBR - 2-09850-0600
 County Name - JODAVIESS- -
 Code - 85 - -
 District - 2 - -
 Section Number - (44-2, 45)RS

Project Number
 ACNHF-0301/050/

Route
 FAP 301

Item Number	Pay Item Description	Unit of Measure	Quantity	x	Unit Price	=	Total Price
63500105	DELINEATORS	EACH	19.000				
64200105	SHOULDER RUMBLE STRIP	FOOT	82,071.000				
67000400	ENGR FIELD OFFICE A	CAL MO	6.000				
67100100	MOBILIZATION	L SUM	1.000				
70100420	TRAF CONT-PROT 701411	EACH	2.000				
70100450	TRAF CONT-PROT 701201	L SUM	1.000				
70100700	TRAF CONT-PROT 701406	L SUM	1.000				
70100800	TRAF CONT-PROT 701401	L SUM	1.000				
70300100	SHORT-TERM PAVT MKING	FOOT	11,337.000				
70300200	TEMP PAVT MARKING	FOOT	114,776.000				
70301000	WORK ZONE PAVT MK REM	SQ FT	4,598.000				
78008200	POLYUREA PM T1 LTR-SY	SQ FT	31.200				
78008210	POLYUREA PM T1 LN 4	FOOT	102,786.000				
78008230	POLYUREA PM T1 LN 6	FOOT	11,990.000				
78008240	POLYUREA PM T1 LN 8	FOOT	1,360.000				

ILLINOIS DEPARTMENT OF TRANSPORTATION
 SCHEDULE OF PRICES
 CONTRACT
 NUMBER - 64B76

State Job # - C-92-056-08
 PPS NBR - 2-09850-0600
 County Name - JODAVIESS- -
 Code - 85 - -
 District - 2 - -
 Section Number - (44-2, 45)RS

Project Number
 ACNHF-0301/050/

Route
 FAP 301

Item Number	Pay Item Description	Unit of Measure	Quantity	x	Unit Price	=	Total Price
78008250	POLYUREA PM T1 LN 12	FOOT	454.000				
78008370	POLYUREA PM T2 LN 24	FOOT	18.000				
78100100	RAISED REFL PAVT MKR	EACH	639.000				
78200410	GUARDRAIL MKR TYPE A	EACH	54.000				
78201000	TERMINAL MARKER - DA	EACH	31.000				
78300200	RAISED REF PVT MK REM	EACH	613.000				

CONTRACT NUMBER

64B76

THIS IS THE TOTAL BID

\$ _____

NOTES:

1. Each **PAY ITEM** should have a **UNIT PRICE** and a **TOTAL PRICE**.
2. The **UNIT PRICE** shall govern if no **TOTAL PRICE** is shown or if there is a discrepancy between the product of the **UNIT PRICE** multiplied by the **QUANTITY**.
3. If a **UNIT PRICE** is omitted, the **TOTAL PRICE** will be divided by the **QUANTITY** in order to establish a **UNIT PRICE**.
4. A bid may be declared **UNACCEPTABLE** if neither a unit price nor a total price is shown.

RETURN WITH BID

STATE REQUIRED ETHICAL STANDARDS GOVERNING CONTRACT PROCUREMENT: ASSURANCES, CERTIFICATIONS AND DISCLOSURES

I. GENERAL

A. Article 50 of the Illinois Procurement Code establishes the duty of all State chief procurement officers, State purchasing officers, and their designees to maximize the value of the expenditure of public moneys in procuring goods, services, and contracts for the State of Illinois and to act in a manner that maintains the integrity and public trust of State government. In discharging this duty, they are charged by law to use all available information, reasonable efforts, and reasonable actions to protect, safeguard, and maintain the procurement process of the State of Illinois.

B. In order to comply with the provisions of Article 50 and to carry out the duty established therein, all bidders are to adhere to ethical standards established for the procurement process, and to make such assurances, disclosures and certifications required by law. By execution of the Proposal Signature Sheet, the bidder indicates that each of the mandated assurances has been read and understood, that each certification is made and understood, and that each disclosure requirement has been understood and completed.

C. In addition to all other remedies provided by law, failure to comply with any assurance, failure to make any disclosure or the making of a false certification shall be grounds for termination of the contract and the suspension or debarment of the bidder.

II. ASSURANCES

A. The assurances hereinafter made by the bidder are each a material representation of fact upon which reliance is placed should the Department enter into the contract with the bidder. The Department may terminate the contract if it is later determined that the bidder rendered a false or erroneous assurance, and the surety providing the performance bond shall be responsible for the completion of the contract.

B. Felons

1. The Illinois Procurement Code provides:

Section 50-10. Felons. Unless otherwise provided, no person or business convicted of a felony shall do business with the State of Illinois or any state agency from the date of conviction until 5 years after the date of completion of the sentence for that felony, unless no person held responsible by a prosecutorial office for the facts upon which the conviction was based continues to have any involvement with the business.

2. The bidder assures the Department that the award and execution of the contract would not cause a violation of Section 50-10.

C. Conflicts of Interest

1. The Illinois Procurement Code provides in pertinent part:

Section 50-13. Conflicts of Interest.

(a) Prohibition. It is unlawful for any person holding an elective office in this State, holding a seat in the General Assembly, or appointed to or employed in any of the offices or agencies of state government and who receives compensation for such employment in excess of 60% of the salary of the Governor of the State of Illinois, or who is an officer or employee of the Capital Development Board or the Illinois Toll Highway Authority, or who is the spouse or minor child of any such person to have or acquire any contract, or any direct pecuniary interest in any contract therein, whether for stationery, printing, paper, or any services, materials, or supplies, that will be wholly or partially satisfied by the payment of funds appropriated by the General Assembly of the State of Illinois or in any contract of the Capital Development Board or the Illinois Toll Highway authority.

(b) Interests. It is unlawful for any firm, partnership, association or corporation, in which any person listed in subsection (a) is entitled to receive (i) more than 7 1/2% of the total distributable income or (ii) an amount in excess of the salary of the Governor, to have or acquire any such contract or direct pecuniary interest therein.

(c) Combined interests. It is unlawful for any firm, partnership, association, or corporation, in which any person listed in subsection (a) together with his or her spouse or minor children is entitled to receive (i) more than 15%, in the aggregate, of the total distributable income or (ii) an amount in excess of 2 times the salary of the Governor, to have or acquire any such contract or direct pecuniary interest therein.

(d) Securities. Nothing in this Section invalidates the provisions of any bond or other security previously offered or to be offered for sale or sold by or for the State of Illinois.

(e) Prior interests. This Section does not affect the validity of any contract made between the State and an officer or employee of the State or member of the General Assembly, his or her spouse, minor child or any combination of those persons if that contract was in existence before his or her election or employment as an officer, member, or employee. The contract is voidable, however, if it cannot be completed within 365 days after the officer, member, or employee takes office or is employed.

The current salary of the Governor is \$171,000.00. Sixty percent of the salary is \$102,600.00.

RETURN WITH BID

2. The bidder assures the Department that the award and execution of the contract would not cause a violation of Section 50-13, or that an effective exemption has been issued by the Board of Ethics to any individual subject to the Section 50-13 prohibitions pursuant to the provisions of Section 50-20 of the Code and Executive Order Number 3 (1998). Information concerning the exemption process is available from the Department upon request.

D. Negotiations

1. The Illinois Procurement Code provides in pertinent part:

Section 50-15. Negotiations.

(a) It is unlawful for any person employed in or on a continual contractual relationship with any of the offices or agencies of State government to participate in contract negotiations on behalf of that office or agency with any firm, partnership, association, or corporation with whom that person has a contract for future employment or is negotiating concerning possible future employment.

2. The bidder assures the Department that the award and execution of the contract would not cause a violation of Section 50-15, and that the bidder has no knowledge of any facts relevant to the kinds of acts prohibited therein.

E. Inducements

1. The Illinois Procurement Code provides:

Section 50-25. Inducement. Any person who offers or pays any money or other valuable thing to any person to induce him or her not to bid for a State contract or as recompense for not having bid on a State contract is guilty of a Class 4 felony. Any person who accepts any money or other valuable thing for not bidding for a State contract or who withholds a bid in consideration of the promise for the payment of money or other valuable thing is guilty of a Class 4 felony.

2. The bidder assures the Department that the award and execution of the contract would not cause a violation of Section 50-25, and that the bidder has no knowledge of any facts relevant to the kinds of acts prohibited therein.

F. Revolving Door Prohibition

1. The Illinois Procurement Code provides:

Section 50-30. Revolving door prohibition. Chief procurement officers, associate procurement officers, State purchasing officers, their designees whose principal duties are directly related to State procurement, and executive officers confirmed by the Senate are expressly prohibited for a period of 2 years after terminating an affected position from engaging in any procurement activity relating to the State agency most recently employing them in an affected position for a period of at least 6 months. The prohibition includes, but is not limited to: lobbying the procurement process; specifying; bidding; proposing bid, proposal, or contract documents; on their own behalf or on behalf of any firm, partnership, association, or corporation. This Section applies only to persons who terminate an affected position on or after January 15, 1999.

2. The bidder assures the Department that the award and execution of the contract would not cause a violation of Section 50-30, and that the bidder has no knowledge of any facts relevant to the kinds of acts prohibited therein.

G. Reporting Anticompetitive Practices

1. The Illinois Procurement Code provides:

Section 50-40. Reporting anticompetitive practices. When, for any reason, any vendor, bidder, contractor, chief procurement officer, State purchasing officer, designee, elected official, or State employee suspects collusion or other anticompetitive practice among any bidders, offerors, contractors, proposers, or employees of the State, a notice of the relevant facts shall be transmitted to the Attorney General and the chief procurement officer.

2. The bidder assures the Department that it has not failed to report any relevant facts concerning the practices addressed in Section 50-40 which may involve the contract for which the bid is submitted.

H. Confidentiality

1. The Illinois Procurement Code provides:

Section 50-45. Confidentiality. Any chief procurement officer, State purchasing officer, designee, or executive officer who willfully uses or allows the use of specifications, competitive bid documents, proprietary competitive information, proposals, contracts, or selection information to compromise the fairness or integrity of the procurement, bidding, or contract process shall be subject to immediate dismissal, regardless of the Personnel code, any contract, or any collective bargaining agreement, and may in addition be subject to criminal prosecution.

2. The bidder assures the Department that it has no knowledge of any fact relevant to the practices addressed in Section 50-45 which may involve the contract for which the bid is submitted.

RETURN WITH BID

I. Insider Information

1. The Illinois Procurement Act provides:

Section 50-50. Insider information. It is unlawful for any current or former elected or appointed State official or State employee to knowingly use confidential information available only by virtue of that office or employment for actual or anticipated gain for themselves or another person.

2. The bidder assures the Department that it has no knowledge of any facts relevant to the practices addressed in Section 50-50 which may involve the contract for which the bid is submitted.

III. CERTIFICATIONS

A. The certifications hereinafter made by the bidder are each a material representation of fact upon which reliance is placed should the Department enter into the contract with the bidder. The Department may terminate the contract if it is later determined that the bidder rendered a false or erroneous certification, and the surety providing the performance bond shall be responsible for completion of the contract.

B. Bribery

1. The Illinois Procurement Code provides:

Section 50-5. Bribery.

(a) Prohibition. No person or business shall be awarded a contract or subcontract under this Code who:

(1) has been convicted under the laws of Illinois or any other state of bribery or attempting to bribe an officer or employee of the State of Illinois or any other state in that officer's or employee's official capacity; or

(2) has made an admission of guilt of that conduct that is a matter of record but has not been prosecuted for that conduct.

(b) Businesses. No business shall be barred from contracting with any unit of State or local government as a result of a conviction under this Section of any employee or agent of the business if the employee or agent is no longer employed by the business and:

(1) the business has been finally adjudicated not guilty; or

(2) the business demonstrates to the governmental entity with which it seeks to contract, and that entity finds that the commission of the offense was not authorized, requested, commanded, or performed by a director, officer, or high managerial agent on behalf of the business as provided in paragraph (2) of subsection (a) of Section 5-4 of the Criminal Code of 1961.

(c) Conduct on behalf of business. For purposes of this Section, when an official, agent, or employee of a business committed the bribery or attempted bribery on behalf of the business and in accordance with the direction or authorization of a responsible official of the business, the business shall be chargeable with the conduct.

(d) Certification. Every bid submitted to and contract executed by the State shall contain a certification by the contractor that the contractor is not barred from being awarded a contract or subcontract under this Section. A contractor who makes a false statement, material to the certification, commits a Class 3 felony.

2. The bidder certifies that it is not barred from being awarded a contract under Section 50.5.

C. Educational Loan

1. Section 3 of the Educational Loan Default Act provides:

§ 3. No State agency shall contract with an individual for goods or services if that individual is in default, as defined in Section 2 of this Act, on an educational loan. Any contract used by any State agency shall include a statement certifying that the individual is not in default on an educational loan as provided in this Section.

2. The bidder, if an individual as opposed to a corporation, partnership or other form of business organization, certifies that the bidder is not in default on an educational loan as provided in Section 3 of the Act.

D. Bid-Rigging/Bid Rotating

1. Section 33E-11 of the Criminal Code of 1961 provides:

§ 33E-11. (a) Every bid submitted to and public contract executed pursuant to such bid by the State or a unit of local government shall contain a certification by the prime contractor that the prime contractor is not barred from contracting with any unit of State or local government as a result of a violation of either Section 33E-3 or 33E-4 of this Article. The State and units of local government shall provide the appropriate forms for such certification.

RETURN WITH BID

(b) A contractor who makes a false statement, material to the certification, commits a Class 3 felony.

A violation of Section 33E-3 would be represented by a conviction of the crime of bid-rigging which, in addition to Class 3 felony sentencing, provides that any person convicted of this offense or any similar offense of any state or the United States which contains the same elements as this offense shall be barred for 5 years from the date of conviction from contracting with any unit of State or local government. No corporation shall be barred from contracting with any unit of State or local government as a result of a conviction under this Section of any employee or agent of such corporation if the employee so convicted is no longer employed by the corporation and: (1) it has been finally adjudicated not guilty or (2) if it demonstrates to the governmental entity with which it seeks to contract and that entity finds that the commission of the offense was neither authorized, requested, commanded, nor performed by a director, officer or a high managerial agent in behalf of the corporation.

A violation of Section 33E-4 would be represented by a conviction of the crime of bid-rotating which, in addition to Class 2 felony sentencing, provides that any person convicted of this offense or any similar offense of any state or the United States which contains the same elements as this offense shall be permanently barred from contracting with any unit of State or local government. No corporation shall be barred from contracting with any unit of State or local government as a result of a conviction under this Section of any employee or agent of such corporation if the employee so convicted is no longer employed by the corporation and: (1) it has been finally adjudicated not guilty or (2) if it demonstrates to the governmental entity with which it seeks to contract and that entity finds that the commission of the offense was neither authorized, requested, commanded, nor performed by a director, officer or a high managerial agent in behalf of the corporation.

2. The bidder certifies that it is not barred from contracting with the Department by reason of a violation of either Section 33E-3 or Section 33E-4.

E. International Anti-Boycott

1. Section 5 of the International Anti-Boycott Certification Act provides:

§ 5. State contracts. Every contract entered into by the State of Illinois for the manufacture, furnishing, or purchasing of supplies, material, or equipment or for the furnishing of work, labor, or services, in an amount exceeding the threshold for small purchases according to the purchasing laws of this State or \$10,000.00, whichever is less, shall contain certification, as a material condition of the contract, by which the contractor agrees that neither the contractor nor any substantially-owned affiliated company is participating or shall participate in an international boycott in violation of the provisions of the U.S. Export Administration Act of 1979 or the regulations of the U.S. Department of Commerce promulgated under that Act.

2. The bidder makes the certification set forth in Section 5 of the Act.

F. Drug Free Workplace

1. The Illinois "Drug Free Workplace Act" applies to this contract and it is necessary to comply with the provisions of the "Act" if the contractor is a corporation, partnership, or other entity (including a sole proprietorship) which has 25 or more employees.

2. The bidder certifies that if awarded a contract in excess of \$5,000 it will provide a drug free workplace by:

(a) Publishing a statement notifying employees that the unlawful manufacture, distribution, dispensation, possession or use of a controlled substance, including cannabis, is prohibited in the contractor's workplace; specifying the actions that will be taken against employees for violations of such prohibition; and notifying the employee that, as a condition of employment on such contract, the employee shall abide by the terms of the statement, and notify the employer of any criminal drug statute conviction for a violation occurring in the workplace no later than five (5) days after such conviction.

(b) Establishing a drug free awareness program to inform employees about the dangers of drug abuse in the workplace; the contractor's policy of maintaining a drug free workplace; any available drug counseling, rehabilitation, and employee assistance programs; and the penalties that may be imposed upon employees for drug violations.

(c) Providing a copy of the statement required by subparagraph (1) to each employee engaged in the performance of the contract and to post the statement in a prominent place in the workplace.

(d) Notifying the Department within ten (10) days after receiving notice from an employee or otherwise receiving actual notice of the conviction of an employee for a violation of any criminal drug statute occurring in the workplace.

(e) Imposing or requiring, within 30 days after receiving notice from an employee of a conviction or actual notice of such a conviction, an appropriate personnel action, up to and including termination, or the satisfactory participation in a drug abuse assistance or rehabilitation program approved by a federal, state or local health, law enforcement or other appropriate agency.

(f) Assisting employees in selecting a course of action in the event drug counseling, treatment, and rehabilitation is required and indicating that a trained referral team is in place.

(g) Making a good faith effort to continue to maintain a drug free workplace through implementation of the actions and efforts stated in this certification.

G. Debt Delinquency

1. The Illinois Procurement Code provides:

Section 50-11 and 50-12. Debt Delinquency.

The contractor or bidder certifies that it, or any affiliate, is not barred from being awarded a contract under 30 ILCS 500. Section 50-11 prohibits a person from entering into a contract with a State agency if it knows or should know that it, or any affiliate, is delinquent in the payment of any debt to the State as defined by the Debt Collection Board. Section 50-12 prohibits a person from entering into a contract with a State agency if it, or any affiliate, has failed to collect and remit Illinois Use Tax on all sales of tangible personal property into the State of Illinois in accordance with the provisions of the Illinois Use Tax Act. The contractor further acknowledges that the contracting State agency may declare the contract void if this certification is false or if the contractor, or any affiliate, is determined to be delinquent in the payment of any debt to the State during the term of the contract.

H. Sarbanes-Oxley Act of 2002

1. The Illinois Procurement Code, Section 50-60(c), provides:

The contractor certifies in accordance with 30 ILCS 500/50-10.5 that no officer, director, partner or other managerial agent of the contracting business has been convicted of a felony under the Sarbanes-Oxley Act of 2002 or a Class 3 or Class 2 felony under the Illinois Securities Law of 1953 for a period of five years prior to the date of the bid or contract. The contractor acknowledges that the contracting agency shall declare the contract void if this certification is false.

I. Addenda

The contractor or bidder certifies that all relevant addenda have been incorporated in to this contract. Failure to do so may cause the bid to be declared unacceptable.

J. Section 42 of the Environmental Protection Act

The contractor certifies in accordance with 30 ILCS 500/50-12 that the bidder or contractor is not barred from being awarded a contract under this Section which prohibits the bidding on or entering into contracts with the State of Illinois or a State agency by a person or business found by a court or the Pollution Control Board to have committed a willful or knowing violation of Section 42 of the Environmental Protection Act for a period of five years from the date of the order. The contractor acknowledges that the contracting agency may declare the contract void if this certification is false.

K. Apprenticeship and Training Certification (Does not apply to federal aid projects)

In accordance with the provisions of Section 30-22 (6) of the Illinois Procurement Code, the bidder certifies that it is a participant, either as an individual or as part of a group program, in the approved apprenticeship and training programs applicable to each type of work or craft that the bidder will perform with its own forces. The bidder further certifies for work that will be performed by subcontract that each of its subcontractors submitted for approval either (a) is, at the time of such bid, participating in an approved, applicable apprenticeship and training program; or (b) will, prior to commencement of performance of work pursuant to this contract, begin participation in an approved apprenticeship and training program applicable to the work of the subcontract. The Department, at any time before or after award, may require the production of a copy of each applicable Certificate of Registration issued by the United States Department of Labor evidencing such participation by the contractor and any or all of its subcontractors. Applicable apprenticeship and training programs are those that have been approved and registered with the United States Department of Labor. The bidder shall list in the space below, the official name of the program sponsor holding the Certificate of Registration for all of the types of work or crafts in which the bidder is a participant and that will be performed with the bidder's forces. Types of work or craft work that will be subcontracted shall be included and listed as subcontract work. The list shall also indicate any type of work or craft job category that does not have an applicable apprenticeship or training program. **The bidder is responsible for making a complete report and shall make certain that each type of work or craft job category that will be utilized on the project as reported on the Construction Employee Workforce Projection (Form BC-1256) and returned with the bid is accounted for and listed.**

NA - FEDERAL

The requirements of this certification and disclosure are a material part of the contract, and the contractor shall require this certification provision to be included in all approved subcontracts. In order to fulfill this requirement, it shall not be necessary that an applicable program sponsor be currently taking or that it will take applications for apprenticeship, training or employment during the performance of the work of this contract.

L. Executive Order Number 1 (2007) Regarding Lobbying on Government Procurements

The bidder hereby warrants and certifies that they have complied and will comply with the requirements set forth in this Order. The requirements of this warrant and certification are a material part of the contract, and the contractor shall require this warrant and certification provision to be included in all approved subcontracts.

M. Disclosure of Business Operations in Iran

Public Act 95-0616 provides that each bid, offer, or proposal submitted for a State contract shall include a disclosure of whether or not the Company acting as the bidder, offer or, or proposing entity, or any of its corporate parents or subsidiaries, within the 24 months before submission of the bid, offer, or proposal had business operations that involved contracts with or provision of supplies or services to the Government of Iran, companies in which the Government of Iran has any direct or indirect equity share, consortiums or projects commissioned by the Government of Iran, or companies involved in consortiums or projects commissioned by the Government of Iran and either of the following conditions apply:

- (1) More than 10% of the Company's revenues produced in or assets located in Iran involve oil-related activities or mineral-extraction activities; less than 75% of the Company's revenues produced in or assets located in Iran involve contracts with or provision of oil-related or mineral-extraction products or services to the Government of Iran or a project or consortium created exclusively by that government; and the Company has failed to take substantial action.
- (2) The Company has, on or after August 5, 1996, made an investment of \$20 million or more, or any combination of investments of at least \$10 million each that in the aggregate equals or exceeds \$20 million in any 12-month period, which directly or significantly contributes to the enhancement of Iran's ability to develop petroleum resources of Iran.

The terms "Business operations", "Company", "Mineral-extraction activities", "Oil-related activities", "Petroleum resources", and "Substantial action" are all defined in the Act.

Failure to make the disclosure required by the Act shall cause the bid, offer or proposal to be considered not responsive. The disclosure will be considered when evaluating the bid, offer, or proposal or awarding the contract. The name of each Company disclosed as doing business or having done business in Iran will be provided to the State Comptroller.

Check the appropriate statement:

Company has no business operations in Iran to disclose.

Company has business operations in Iran as disclosed the attached document.

NOTICE

**PA 95-0635 SUBSTANCE ABUSE PREVENTION PROGRAM (SAPP)
Effective January 1, 2008**

This Public Act requires that all contractors and subcontractors have a SAPP, meeting certain requirements, in place before starting work.

The as read low bidder is required to submit a correctly completed SAPP Certification Form BC 261 within seven (7) working days after the Letting. The Department will not accept a SAPP that does not meet the seven day submittal requirement and the bid will be declared not responsive. In the event the bid is declared not responsive due to failure to comply the Department may elect to cause the forfeiture of the penal sum of the bidder's proposal guaranty, may deny authorization to bid the project if re-advertised for bids and may not allow the bidder to participate on subsequent Lettings.

Submittal and approval of the bidder's SAPP is a condition of award.

The SAPP is to be submitted to the Bureau of Design & Environment, Contracts Office, Room 326, 2300 South Dirksen Parkway, Springfield, IL 62764. Voice 217-782-7806. Fax 217-785-1141. It is the bidder's responsibility to obtain confirmation of delivery.

The requirements of this Public Act are a material part of the contract, and the contractor shall require this provision to be included in all approved subcontracts. The contractor shall submit the correctly completed SAPP Certification Form BC 261 for each subcontractor with the Request for Approval of Subcontractor Form BC 260A.

TO BE RETURNED WITH BID

IV. DISCLOSURES

A. The disclosures hereinafter made by the bidder are each a material representation of fact upon which reliance is placed should the Department enter into the contract with the bidder. The Department may terminate the contract if it is later determined that the bidder rendered a false or erroneous disclosure, and the surety providing the performance bond shall be responsible for completion of the contract.

B. Financial Interests and Conflicts of Interest

1. Section 50-35 of the Illinois Procurement Code provides that all bids of more than \$10,000 shall be accompanied by disclosure of the financial interests of the bidder. This disclosed information for the successful bidder, will be maintained as public information subject to release by request pursuant to the Freedom of Information Act.

The financial interests to be disclosed shall include ownership or distributive income share that is in excess of 5%, or an amount greater than 60% of the annual salary of the Governor, of the bidding entity or its parent entity, whichever is less, unless the contractor or bidder is a publicly traded entity subject to Federal 10K reporting, in which case it may submit its 10K disclosure in place of the prescribed disclosure. If a bidder is a privately held entity that is exempt from Federal 10K reporting, but has more than 400 shareholders, it may submit the information that Federal 10K companies are required to report, and list the names of any person or entity holding any ownership share that is in excess of 5%. The disclosure shall include the names, addresses, and dollar or proportionate share of ownership of each person making the disclosure, their instrument of ownership or beneficial relationship, and notice of any potential conflict of interest resulting from the current ownership or beneficial interest of each person making the disclosure having any of the relationships identified in Section 50-35 and on the disclosure form.

In addition, all disclosures shall indicate any other current or pending contracts, proposals, leases, or other ongoing procurement relationships the bidding entity has with any other unit of state government and shall clearly identify the unit and the contract, proposal, lease, or other relationship.

2. **Disclosure Forms.** Disclosure Form A is attached for use concerning the individuals meeting the above ownership or distributive share requirements. Subject individuals should be covered each by one form. In addition, a second form (Disclosure Form B) provides for the disclosure of current or pending procurement relationships with other (non-IDOT) state agencies. **The forms must be included with each bid or incorporated by reference.**

C. Disclosure Form Instructions

Form A: For bidders that have previously submitted the information requested in Form A

The Department has retained the Form A disclosures submitted by all bidders responding to these requirements for the April 24, 1998 or any subsequent letting conducted by the Department. The bidder has the option of submitting the information again or the bidder may check the following certification statement indicating that the information previously submitted by the bidder is, as of the date of submission, current and accurate. Before checking this certification, the bidder should carefully review its prior submissions to ensure the Certification is correct. If the Bidder checks the Certification, the Bidder should proceed to Form B instructions.

CERTIFICATION STATEMENT

I have determined that the Form A disclosure information previously submitted is current and accurate, and all forms are hereby incorporated by reference in this bid. Any necessary additional forms or amendments to previously submitted forms are attached to this bid.

(Bidding Company)



Signature of Authorized Representative

Date

Form A: For bidders who have NOT previously submitted the information requested in Form A

If the bidder is a publicly traded entity subject to Federal 10K reporting, the 10K Report may be submitted to meet the requirements of Form A. If a bidder is a privately held entity that is exempt from Federal 10K reporting, but has more than 400 shareholders, it may submit the information that Federal 10K companies are required to report, and list the names of any person or entity holding any ownership share that is in excess of 5%. If a bidder is not subject to Federal 10K reporting, the bidder must determine if any individuals are required by law to complete a financial disclosure form. To do this, the bidder should answer each of the following questions. A "YES" answer indicates Form A must be completed. If the answer to each of the following questions is "NO", then the NOT APPLICABLE STATEMENT on the second page of Form A must be signed and dated by a person that is authorized to execute contracts for the bidding company. Note: These questions are for assistance only and are not required to be completed.

1. Does anyone in your organization have a direct or beneficial ownership share of greater than 5% of the bidding entity or parent entity? YES ___ NO ___
2. Does anyone in your organization have a direct or beneficial ownership share of less than 5%, but which has a value greater than \$102,600.00? YES ___ NO ___
3. Does anyone in your organization receive more than \$102,600.00 of the bidding entity's or parent entity's distributive income? (Note: Distributive income is, for these purposes, any type of distribution of profits. An annual salary is not distributive income.) YES ___ NO ___
4. Does anyone in your organization receive greater than 5% of the bidding entity's or parent entity's total distributive income, but which is less than \$102,600.00? YES ___ NO ___
(Note: Only one set of forms needs to be completed per person per bid even if a specific individual would require a yes answer to more than one question.)

A "YES" answer to any of these questions requires the completion of Form A. The bidder must determine each individual in the bidding entity or the bidding entity's parent company that would cause the questions to be answered "Yes". Each form must be signed and dated by a person that is authorized to execute contracts for your organization. **Photocopied or stamped signatures are not acceptable.** The person signing can be, but does not have to be, the person for which the form is being completed. The bidder is responsible for the accuracy of any information provided.

If the answer to each of the above questions is "NO", then the NOT APPLICABLE STATEMENT on page 2 of Form A must be signed and dated by a person that is authorized to execute contracts for your company.

Form B: Identifying Other Contracts & Procurement Related Information Disclosure Form B must be completed for each bid submitted by the bidding entity. *Note: Checking the NOT APPLICABLE STATEMENT on Form A does not allow the bidder to ignore Form B. Form B must be completed, checked, and dated or the bidder may be considered nonresponsive and the bid will not be accepted.*

The Bidder shall identify, by checking Yes or No on Form B, whether it has any pending contracts (including leases), bids, proposals, or other ongoing procurement relationship with any other (non-IDOT) State of Illinois agency. If "No" is checked, the bidder only needs to complete the check box on the bottom of Form B. If "Yes" is checked, the bidder must do one of the following:

Option I: If the bidder did not submit an Affidavit of Availability to obtain authorization to bid, the bidder must list all non-IDOT State of Illinois agency pending contracts, leases, bids, proposals, and other ongoing procurement relationships. These items may be listed on Form B or on an attached sheet(s). Do not include IDOT contracts. Contracts with cities, counties, villages, etc. are not considered State of Illinois agency contracts and are not to be included. Contracts with other State of Illinois agencies such as the Department of Natural Resources or the Capital Development Board must be included. Bidders who submit Affidavits of Availability are suggested to use Option II.

Option II: If the bidder is required and has submitted an Affidavit of Availability in order to obtain authorization to bid, the bidder may write or type "See Affidavit of Availability" which indicates that the Affidavit of Availability is incorporated by reference and includes all non-IDOT State of Illinois agency pending contracts, leases, bids, proposals, and other ongoing procurement relationships. For any contracts that are not covered by the Affidavit of Availability, the bidder must identify them on Form B or on an attached sheet(s). These might be such things as leases.

D. Bidders Submitting More Than One Bid

Bidders submitting multiple bids may submit one set of forms consisting of all required Form A disclosures and one Form B for use with all bids. Please indicate in the space provided below the bid item that contains the original disclosure forms and the bid items which incorporate the forms by reference.

- The bid submitted for letting item _____ contains the Form A disclosures or Certification Statement and the Form B disclosures. The following letting items incorporate the said forms by reference:

RETURN WITH BID/OFFER

**ILLINOIS DEPARTMENT
OF TRANSPORTATION**

**Form A
Financial Information &
Potential Conflicts of Interest
Disclosure**

Contractor Name		
Legal Address		
City, State, Zip		
Telephone Number	Email Address	Fax Number (if available)

Disclosure of the information contained in this Form is required by the Section 50-35 of the Illinois Procurement Code (30 ILCS 500). Vendors desiring to enter into a contract with the State of Illinois must disclose the financial information and potential conflict of interest information as specified in this Disclosure Form. This information shall become part of the publicly available contract file. This Form A must be completed for bids in excess of \$10,000, and for all open-ended contracts. **A publicly traded company may submit a 10K disclosure (or equivalent if applicable) in satisfaction of the requirements set forth in Form A. See Disclosure Form Instructions.**

DISCLOSURE OF FINANCIAL INFORMATION

1. Disclosure of Financial Information. The individual named below has an interest in the BIDDER (or its parent) in terms of ownership or distributive income share in excess of 5%, or an interest which has a value of more than \$102,600.00 (60% of the Governor's salary as of 7/1/07). **(Make copies of this form as necessary and attach a separate Disclosure Form A for each individual meeting these requirements)**

FOR INDIVIDUAL (type or print information)

NAME: _____

ADDRESS _____

Type of ownership/distributable income share:

stock _____ sole proprietorship _____ Partnership _____ other: (explain on separate sheet):
% or \$ value of ownership/distributable income share: _____

2. Disclosure of Potential Conflicts of Interest. Check "Yes" or "No" to indicate which, if any, of the following potential conflict of interest relationships apply. If the answer to any question is "Yes", please attach additional pages and describe.

(a) State employment, currently or in the previous 3 years, including contractual employment of services.

Yes ___ No ___

If your answer is yes, please answer each of the following questions.

- Are you currently an officer or employee of either the Capitol Development Board or the Illinois Toll Highway Authority? Yes ___ No ___
- Are you currently appointed to or employed by any agency of the State of Illinois? If you are currently appointed to or employed by any agency of the State of Illinois, and your annual salary exceeds \$102,600.00, (60% of the Governor's salary as of 7/1/07) provide the name the State agency for which you are employed and your annual salary. _____

RETURN WITH BID/OFFER

- 3. If you are currently appointed to or employed by any agency of the State of Illinois, and your annual salary exceeds \$102,600.00, (60% of the Governor's salary as of 7/1/07) are you entitled to receive (i) more than 7 1/2% of the total distributable income of your firm, partnership, association or corporation, or (ii) an amount in excess of the salary of the Governor? Yes ___ No ___

- 4. If you are currently appointed to or employed by any agency of the State of Illinois, and your annual salary exceeds \$102,600.00, (60% of the Governor's salary as of 7/1/07) are you and your spouse or minor children entitled to receive (i) more than 15% in aggregate of the total distributable income of your firm, partnership, association or corporation, or (ii) an amount in excess of 2 times the salary of the Governor? Yes ___ No ___

(b) State employment of spouse, father, mother, son, or daughter, including contractual employment for services in the previous 2 years.

Yes ___ No ___

If your answer is yes, please answer each of the following questions.

- 1. Is your spouse or any minor children currently an officer or employee of the Capitol Development Board or the Illinois Toll Highway Authority? Yes ___ No ___

- 2. Is your spouse or any minor children currently appointed to or employed by any agency of the State of Illinois? If your spouse or minor children is/are currently appointed to or employed by any agency of the State of Illinois, and his/her annual salary exceeds \$102,600.00, (60% of the Governor's salary as of 7/1/07) provide the name of the spouse and/or minor children, the name of the State agency for which he/she is employed and his/her annual salary. _____

- 3. If your spouse or any minor children is/are currently appointed to or employed by any agency of the State of Illinois, and his/her annual salary exceeds \$102,600.00, (60% of the salary of the Governor as of 7/1/07) are you entitled to receive (i) more than 7 1/2% of the total distributable income of your firm, partnership, association or corporation, or (ii) an amount in excess of the salary of the Governor? Yes ___ No ___

- 4. If your spouse or any minor children are currently appointed to or employed by any agency of the State of Illinois, and his/her annual salary exceeds \$102,600.00, (60% of the Governor's salary as of 7/1/07) are you and your spouse or any minor children entitled to receive (i) more than 15% in the aggregate of the total distributable income from your firm, partnership, association or corporation, or (ii) an amount in excess of 2 times the salary of the Governor? Yes ___ No ___

(c) Elective status; the holding of elective office of the State of Illinois, the government of the United States, any unit of local government authorized by the Constitution of the State of Illinois or the statutes of the State of Illinois currently or in the previous 3 years. Yes ___ No ___

(d) Relationship to anyone holding elective office currently or in the previous 2 years; spouse, father, mother, son, or daughter. Yes ___ No ___

(e) Appointive office; the holding of any appointive government office of the State of Illinois, the United State of America, or any unit of local government authorized by the Constitution of the State of Illinois or the statutes of the State of Illinois, which office entitles the holder to compensation in excess of the expenses incurred in the discharge of that office currently or in the previous 3 years. Yes ___ No ___

(f) Relationship to anyone holding appointive office currently or in the previous 2 years; spouse, father, mother, son, or daughter. Yes ___ No ___

(g) Employment, currently or in the previous 3 years, as or by any registered lobbyist of the State government. Yes ___ No ___

RETURN WITH BID/OFFER

(h) Relationship to anyone who is or was a registered lobbyist in the previous 2 years; spouse, father, mother, son, or daughter. Yes ___ No ___

(i) Compensated employment, currently or in the previous 3 years, by any registered election or reelection committee registered with the Secretary of State or any county clerk of the State of Illinois, or any political action committee registered with either the Secretary of State or the Federal Board of Elections. Yes ___ No ___

(j) Relationship to anyone; spouse, father, mother, son, or daughter; who was a compensated employee in the last 2 years by any registered election or re-election committee registered with the Secretary of State or any county clerk of the State of Illinois, or any political action committee registered with either the Secretary of State or the Federal Board of Elections. Yes ___ No ___

APPLICABLE STATEMENT

This Disclosure Form A is submitted on behalf of the INDIVIDUAL named on previous page.

Completed by: _____
Signature of Individual or Authorized Representative Date

NOT APPLICABLE STATEMENT

I have determined that no individuals associated with this organization meet the criteria that would require the completion of this Form A.

This Disclosure Form A is submitted on behalf of the CONTRACTOR listed on the previous page.

Signature of Authorized Representative Date

RETURN WITH BID/OFFER

**ILLINOIS DEPARTMENT
OF TRANSPORTATION**

**Form B
Other Contracts &
Procurement Related Information
Disclosure**

Contractor Name		
Legal Address		
City, State, Zip		
Telephone Number	Email Address	Fax Number (if available)

Disclosure of the information contained in this Form is required by the Section 50-35 of the Illinois Procurement Act (30 ILCS 500). This information shall become part of the publicly available contract file. This Form B must be completed for bids in excess of \$10,000, and for all open-ended contracts.

DISCLOSURE OF OTHER CONTRACTS AND PROCUREMENT RELATED INFORMATION

1. Identifying Other Contracts & Procurement Related Information. The BIDDER shall identify whether it has any pending contracts (including leases), bids, proposals, or other ongoing procurement relationship with any other State of Illinois agency: Yes ___ No ___

If "No" is checked, the bidder only needs to complete the signature box on the bottom of this page.

2. If "Yes" is checked. Identify each such relationship by showing State of Illinois agency name and other descriptive information such as bid or project number (attach additional pages as necessary). SEE DISCLOSURE FORM INSTRUCTIONS:

THE FOLLOWING STATEMENT MUST BE CHECKED

<input type="checkbox"/>	_____	_____
	Signature of Authorized Representative	Date

RETURN WITH BID

SPECIAL NOTICE TO CONTRACTORS

The following requirements of the Illinois Department of Human Rights' Rules and Regulations are applicable to bidders on all construction contracts advertised by the Illinois Department of Transportation:

CONSTRUCTION EMPLOYEE UTILIZATION PROJECTION

- (a) All bidders on construction contracts shall complete and submit, along with and as part of their bids, a Bidder's Employee Utilization Form (Form BC-1256) setting forth a projection and breakdown of the total workforce intended to be hired and/or allocated to such contract work by the bidder including a projection of minority and female employee utilization in all job classifications on the contract project.
- (b) The Department of Transportation shall review the Employee Utilization Form, and workforce projections contained therein, of the contract awardee to determine if such projections reflect an underutilization of minority persons and/or women in any job classification in accordance with the Equal Employment Opportunity Clause and Section 7.2 of the Illinois Department of Human Rights' Rules and Regulations for Public Contracts adopted as amended on September 17, 1980. If it is determined that the contract awardee's projections reflect an underutilization of minority persons and/or women in any job classification, it shall be advised in writing of the manner in which it is underutilizing and such awardee shall be considered to be in breach of the contract unless, prior to commencement of work on the contract project, it submits revised satisfactory projections or an acceptable written affirmative action plan to correct such underutilization including a specific timetable geared to the completion stages of the contract.
- (c) The Department of Transportation shall provide to the Department of Human Rights a copy of the contract awardee's Employee Utilization Form, a copy of any required written affirmative action plan, and any written correspondence related thereto. The Department of Human Rights may review and revise any action taken by the Department of Transportation with respect to these requirements.

RETURN WITH BID

**Contract No. 64B76
JODAVIESS County
Section (44-2, 45)RS
Project ACNHF-0301(050)
Route FAP 301
District 2 Construction Funds**

PART II. WORKFORCE PROJECTION - continued

- B. Included in "Total Employees" under Table A is the total number of **new hires** that would be employed in the event the undersigned bidder is awarded this contract.

The undersigned bidder projects that: (number) _____ new hires would be recruited from the area in which the contract project is located; and/or (number) _____ new hires would be recruited from the area in which the bidder's principal office or base of operation is located.

- C. Included in "Total Employees" under Table A is a projection of numbers of persons to be employed directly by the undersigned bidder as well as a projection of numbers of persons to be employed by subcontractors.

The undersigned bidder estimates that (number) _____ persons will be directly employed by the prime contractor and that (number) _____ persons will be employed by subcontractors.

PART III. AFFIRMATIVE ACTION PLAN

- A. The undersigned bidder understands and agrees that in the event the foregoing minority and female employee utilization projection included under **PART II** is determined to be an underutilization of minority persons or women in any job category, and in the event that the undersigned bidder is awarded this contract, he/she will, prior to commencement of work, develop and submit a written Affirmative Action Plan including a specific timetable (geared to the completion stages of the contract) whereby deficiencies in minority and/or female employee utilization are corrected. Such Affirmative Action Plan will be subject to approval by the contracting agency and the **Department of Human Rights**.
- B. The undersigned bidder understands and agrees that the minority and female employee utilization projection submitted herein, and the goals and timetable included under an Affirmative Action Plan if required, are deemed to be part of the contract specifications.

Company _____ Telephone Number _____

Address _____

NOTICE REGARDING SIGNATURE

The Bidder's signature on the Proposal Signature Sheet will constitute the signing of this form. The following signature block needs to be completed only if revisions are required.

Signature: _____ Title: _____ Date: _____

Instructions: All tables must include subcontractor personnel in addition to prime contractor personnel.

Table A - Include both the number of employees that would be hired to perform the contract work and the total number currently employed (Table B) that will be allocated to contract work, and include all apprentices and on-the-job trainees. The "Total Employees" column should include all employees including all minorities, apprentices and on-the-job trainees to be employed on the contract work.

Table B - Include all employees currently employed that will be allocated to the contract work including any apprentices and on-the-job trainees currently employed.

Table C - Indicate the racial breakdown of the total apprentices and on-the-job trainees shown in Table A.

RETURN WITH BID

ADDITIONAL FEDERAL REQUIREMENTS

In addition to the Required Contract Provisions for Federal-Aid Construction Contracts (FHWA 1273), all bidders make the following certifications.

- A. By the execution of this proposal, the signing bidder certifies that the bidding entity has not, either directly or indirectly, entered into any agreement, participated in any collusion, or otherwise taken any action, in restraint of free competitive bidding in connection with the submitted bid. This statement made by the undersigned bidder is true and correct under penalty of perjury under the laws of the United States.
- B. **CERTIFICATION, EQUAL EMPLOYMENT OPPORTUNITY:**
1. Have you participated in any previous contracts or subcontracts subject to the equal opportunity clause. YES _____ NO _____
 2. If answer to #1 is yes, have you filed with the Joint Reporting Committee, the Director of OFCC, any Federal agency, or the former President's Committee on Equal Employment Opportunity, all reports due under the applicable filing requirements of those organizations? YES _____ NO _____

RETURN WITH BID

**Contract No. 64B76
JODAVIESS County
Section (44-2, 45)RS
Project ACNHF-0301(050)
Route FAP 301
District 2 Construction Funds**

PROPOSAL SIGNATURE SHEET

The undersigned bidder hereby makes and submits this bid on the subject Proposal, thereby assuring the Department that all requirements of the Invitation for Bids and rules of the Department have been met, that there is no misunderstanding of the requirements of paragraph 3 of this Proposal, and that the contract will be executed in accordance with the rules of the Department if an award is made on this bid.

(IF AN INDIVIDUAL)

Firm Name _____
Signature of Owner _____
Business Address _____

(IF A CO-PARTNERSHIP)

Firm Name _____
By _____
Business Address _____
Name and Address of All Members of the Firm: _____

(IF A CORPORATION)

Corporate Name _____
By _____
Signature of Authorized Representative _____
Typed or printed name and title of Authorized Representative _____

(IF A JOINT VENTURE, USE THIS SECTION FOR THE MANAGING PARTY AND THE SECOND PARTY SHOULD SIGN BELOW)

Attest _____
Signature _____
Business Address _____

(IF A JOINT VENTURE)

Corporate Name _____
By _____
Signature of Authorized Representative _____
Typed or printed name and title of Authorized Representative _____

Attest _____
Signature _____
Business Address _____

If more than two parties are in the joint venture, please attach an additional signature sheet.



Return with Bid

Division of Highways
Proposal Bid Bond
(Effective November 1, 1992)

Item No. _____

Letting Date _____

KNOW ALL MEN BY THESE PRESENTS, That We _____

as PRINCIPAL, and _____

_____ as SURETY, are held jointly, severally and firmly bound unto the STATE OF ILLINOIS in the penal sum of 5 percent of the total bid price, or for the amount specified in Article 102.09 of the "Standard Specifications for Road and Bridge Construction" in effect on the date of invitation for bids, whichever is the lesser sum, well and truly to be paid unto said STATE OF ILLINOIS, for the payment of which we bind ourselves, our heirs, executors, administrators, successors and assigns.

THE CONDITION OF THE FOREGOING OBLIGATION IS SUCH, that whereas, the PRINCIPAL has submitted a bid proposal to the STATE OF ILLINOIS, acting through the Department of Transportation, for the improvement designated by the Transportation Bulletin Item Number and Letting Date indicated above.

NOW, THEREFORE, if the Department shall accept the bid proposal of the PRINCIPAL; and if the PRINCIPAL shall, within the time and as specified in the bidding and contract documents, submit a DBE Utilization Plan that is accepted and approved by the Department; and if, after award by the Department, the PRINCIPAL shall enter into a contract in accordance with the terms of the bidding and contract documents including evidence of the required insurance coverages and providing such bond as specified with good and sufficient surety for the faithful performance of such contract and for the prompt payment of labor and material furnished in the prosecution thereof; or if, in the event of the failure of the PRINCIPAL to make the required DBE submission or to enter into such contract and to give the specified bond, the PRINCIPAL pays to the Department the difference not to exceed the penalty hereof between the amount specified in the bid proposal and such larger amount for which the Department may contract with another party to perform the work covered by said bid proposal, then this obligation shall be null and void, otherwise, it shall remain in full force and effect.

IN THE EVENT the Department determines the PRINCIPAL has failed to comply with any requirement as set forth in the preceding paragraph, then Surety shall pay the penal sum to the Department within fifteen (15) days of written demand therefor. If Surety does not make full payment within such period of time, the Department may bring an action to collect the amount owed. Surety is liable to the Department for all its expenses, including attorney's fees, incurred in any litigation in which it prevails either in whole or in part.

In TESTIMONY WHEREOF, the said PRINCIPAL and the said SURETY have caused this instrument to be signed by

their respective officers this _____ day of _____ A.D., _____ .

PRINCIPAL

(Company Name)

(Company Name)

By: _____
(Signature & Title)

By: _____
(Signature of Attorney-in-Fact)

Notary Certification for Principal and Surety

STATE OF ILLINOIS,

County of _____

I, _____, a Notary Public in and for said County, do hereby certify that

_____ and _____
(Insert names of individuals signing on behalf of PRINCIPAL & SURETY)

who are each personally known to me to be the same persons whose names are subscribed to the foregoing instrument on behalf of PRINCIPAL and SURETY, appeared before me this day in person and acknowledged respectively, that they signed and delivered said instrument as their free and voluntary act for the uses and purposes therein set forth.

Given under my hand and notarial seal this _____ day of _____ A.D. _____

My commission expires _____

Notary Public

In lieu of completing the above section of the Proposal Bid Form, the Principal may file an Electronic Bid Bond. By signing the proposal and marking the check box next to the Signature and Title line below, the Principal is ensuring the identified electronic bid bond has been executed and the Principal and Surety are firmly bound unto the State of Illinois under the conditions of the bid bond as shown above.



Electronic Bid Bond ID# _____

Company / Bidder Name _____

Signature and Title _____

PROPOSAL ENVELOPE



PROPOSALS

for construction work advertised for bids by the Illinois Department of Transportation

Item No.	Item No.	Item No.

Submitted By:

Name:
Address:
Phone No.

Bidders should use an IDOT proposal envelope or affix this form to the front of a 10" x 13" envelope for the submittal of bids. If proposals are mailed, they should be enclosed in a second or outer envelope addressed to:

Engineer of Design and Environment - Room 326
Illinois Department of Transportation
2300 South Dirksen Parkway
Springfield, Illinois 62764

NOTICE

Individual bids, including Bid Bond and/or supplemental information if required, should be securely stapled.

CONTRACTOR OFFICE COPY OF CONTRACT SPECIFICATIONS

NOTICE

None of the following material needs to be returned with the bid package unless the special provisions require documentation and/or other information to be submitted.

**Contract No. 64B76
JODAVIESS County
Section (44-2, 45)RS
Project ACNHF-0301(050)
Route FAP 301
District 2 Construction Funds**



Illinois Department of Transportation



NOTICE TO BIDDERS

- 1. TIME AND PLACE OF OPENING BIDS.** Sealed proposals for the improvement described herein will be received by the Department of Transportation at the Harry R. Hanley Building, 2300 South Dirksen Parkway, in Springfield, Illinois until 10:00 o'clock a.m., June 13, 2008. All bids will be gathered, sorted, publicly opened and read in the auditorium at the Department of Transportation's Harry R. Hanley Building shortly after the 10:00 a.m. cut off time.
- 2. DESCRIPTION OF WORK.** The proposed improvement is identified and advertised for bids in the Invitation for Bids as:

**Contract No. 64B76
JODAVIESS County
Section (44-2, 45)RS
Project ACNHF-0301(050)
Route FAP 301
District 2 Construction Funds**

4.61 miles of patching and resurfacing on U.S. Route 20 from the Little Menominee River to 0.7 mile west of IL Route 84.

- 3. INSTRUCTIONS TO BIDDERS.** (a) This Notice, the invitation for bids, proposal and letter of award shall, together with all other documents in accordance with Article 101.09 of the Standard Specifications for Road and Bridge Construction, become part of the contract. Bidders are cautioned to read and examine carefully all documents, to make all required inspections, and to inquire or seek explanation of the same prior to submission of a bid.

(b) State law, and, if the work is to be paid wholly or in part with Federal-aid funds, Federal law requires the bidder to make various certifications as a part of the proposal and contract. By execution and submission of the proposal, the bidder makes the certification contained therein. A false or fraudulent certification shall, in addition to all other remedies provided by law, be a breach of contract and may result in termination of the contract.
- 4. AWARD CRITERIA AND REJECTION OF BIDS.** This contract will be awarded to the lowest responsive and responsible bidder considering conformity with the terms and conditions established by the Department in the rules, Invitation for Bids and contract documents. The issuance of plans and proposal forms for bidding based upon a prequalification rating shall not be the sole determinant of responsibility. The Department reserves the right to determine responsibility at the time of award, to reject any or all proposals, to readvertise the proposed improvement, and to waive technicalities.

By Order of the
Illinois Department of Transportation

Milton R. Sees, Secretary

BD 351 (Rev. 01/2003)

INDEX
FOR
SUPPLEMENTAL SPECIFICATIONS
AND RECURRING SPECIAL PROVISIONS

Adopted January 1, 2008

This index contains a listing of SUPPLEMENTAL SPECIFICATIONS and frequently used RECURRING SPECIAL PROVISIONS.

ERRATA Standard Specifications for Road and Bridge Construction (Adopted 1-1-07) (Revised 1-1-08)

SUPPLEMENTAL SPECIFICATIONS

<u>Std. Spec. Sec.</u>	<u>Page No.</u>
205 Embankment	1
251 Mulch	2
253 Planting Woody Plants	3
280 Temporary Erosion Control	5
443 Reflective Crack Control Treatment	6
502 Excavation for Structures	9
503 Concrete Structures	10
505 Steel Structures	11
540 Box Culverts	12
633 Removing and Reerecting Guardrail and Terminals	13
672 Sealing Abandoned Water Wells	14
701 Work Zone Traffic Control and Protection	15
838 Breakaway Devices	16
1004 Coarse Aggregates	17
1020 Portland Cement Concrete	18
1022 Concrete Curing Materials	20
1042 Precast Concrete Products	21
1062 Reflective Crack Control System	22
1069 Pole and Tower	24
1081 Materials for Planting	27
1083 Elastomeric Bearings	29
1102 Hot-Mix Asphalt Equipment	30

RECURRING SPECIAL PROVISIONS

The following RECURRING SPECIAL PROVISIONS indicated by an "X" are applicable to this contract and are included by reference:

<u>CHECK SHEET #</u>		<u>PAGE NO.</u>
1	X Additional State Requirements For Federal-Aid Construction Contracts (Eff. 2-1-69) (Rev. 1-1-07)	31
2	X Subletting of Contracts (Federal-Aid Contracts) (Eff. 1-1-88) (Rev. 5-1-93)	33
3	X EEO (Eff. 7-21-78) (Rev. 11-18-80)	34
4	Specific Equal Employment Opportunity Responsibilities Non Federal-Aid Contracts (Eff. 3-20-69) (Rev. 1-1-94)	44
5	Required Provisions - State Contracts (Eff. 4-1-65) (Rev. 1-1-07)	49
6	Reserved	54
7	Reserved	55
8	Haul Road Stream Crossings, Other Temporary Stream Crossings, and In-Stream Work Pads (Eff. 1-2-92) (Rev. 1-1-98)	56
9	Construction Layout Stakes Except for Bridges (Eff. 1-1-99) (Rev. 1-1-07)	57
10	Construction Layout Stakes (Eff. 5-1-93) (Rev. 1-1-07)	60
11	Use of Geotextile Fabric for Railroad Crossing (Eff. 1-1-95) (Rev. 1-1-07)	63
12	Subsealing of Concrete Pavements (Eff. 11-1-84) (Rev. 1-1-07)	65
13	Hot-Mix Asphalt Surface Removal (Cold Milling) (Eff. 11-1-87) (Rev. 1-1-07)	69
14	Pavement and Shoulder Resurfacing (Eff. 2-1-00) (Rev. 1-1-07)	71
15	PCC Partial Depth Hot-Mix Asphalt Patching (Eff. 1-1-98) (Rev. 1-1-07)	72
16	X Patching with Hot-Mix Asphalt Overlay Removal (Eff. 10-1-95) (Rev. 1-1-07)	74
17	Polymer Concrete (Eff. 8-1-95) (Rev. 1-1-08)	75
18	PVC Pipeliner (Eff. 4-1-04) (Rev. 1-1-07)	77
19	Pipe Underdrains (Eff. 9-9-87) (Rev. 1-1-07)	78
20	X Guardrail and Barrier Wall Delineation (Eff. 12-15-93) (Rev. 1-1-97)	79
21	Bicycle Racks (Eff. 4-1-94) (Rev. 1-1-07)	83
22	Temporary Modular Glare Screen System (Eff. 1-1-00) (Rev. 1-1-07)	85
23	Temporary Portable Bridge Traffic Signals (Eff. 8-1-03) (Rev. 1-1-07)	87
24	X Work Zone Public Information Signs (Eff. 9-1-02) (Rev. 1-1-07)	89
25	Night Time Inspection of Roadway Lighting (Eff. 5-1-96)	90
26	English Substitution of Metric Bolts (Eff. 7-1-96)	91
27	English Substitution of Metric Reinforcement Bars (Eff. 4-1-96) (Rev. 1-1-03)	92
28	Calcium Chloride Accelerator for Portland Cement Concrete (Eff. 1-1-01)	93
29	Quality Control of Concrete Mixtures at the Plant-Single A (Eff. 8-1-00) (Rev. 1-1-04)	94
30	Quality Control of Concrete Mixtures at the Plant-Double A (Eff. 8-1-00) (Rev. 1-1-04)	100
31	Quality Control/Quality Assurance of Concrete Mixtures (Eff. 4-1-92) (Rev. 1-1-07)	108

TABLE OF CONTENTS

LOCATION OF PROJECT 1

DESCRIPTION OF PROJECT 1

TRAFFIC CONTROL PLAN 1

COMPACTION OF POLYMERIZED HOT-MIX ASPHALT CONCRETE 4

GUARDRAIL REMOVAL 4

GEOTECHNICAL REINFORCEMENT 4

ENGINEER’S FIELD OFFICE TYPE A 6

TRAFFIC BARRIER TERMINAL, TYPE 2 7

TRAFFIC BARRIER TERMINAL, TYPE 1 SPECIAL (TANGENT) 8

STEEL PLATE BEAM GUARDRAIL, TYPE A 9

CONCRETE HEADWALL REMOVAL 9

SEQUENCE OF WORK 9

ADJUSTING EXISTING GUARDRAIL 9

MATERIAL TRANSFER DEVICE (BDE) 10

MOWING 11

CEMENT (BDE) 11

DIGITAL TERRAIN MODELING FOR EARTHWORK CALCULATIONS (BDE) 13

DISADVANTAGED BUSINESS ENTERPRISE PARTICIPATION (BDE) 14

DOWEL BARS (BDE) 22

EQUIPMENT RENTAL RATES (BDE) 22

EROSION AND SEDIMENT CONTROL DEFICIENCY DEDUCTION (BDE) 23

HOT-MIX ASPHALT - FIELD VOIDS IN THE MINERAL AGGREGATE (BDE) 23

HOT-MIX ASPHALT – PLANT TEST FREQUENCY (BDE) 25

HOT-MIX ASPHALT – TRANSPORTATION (BDE) 26

MULTILANE PAVEMENT PATCHING (BDE) 27

PAYMENTS TO SUBCONTRACTORS (BDE) 27

PLASTIC BLOCKOUTS FOR GUARDRAIL (BDE) 28

POLYUREA PAVEMENT MARKING (BDE) 28

PRECAST CONCRETE HANDLING HOLES (BDE) 35

RECLAIMED ASPHALT PAVEMENT (RAP) (BDE) 36

REFLECTIVE SHEETING ON CHANNELIZING DEVICES (BDE) 42

REINFORCEMENT BARS (BDE) 42

SEEDING (BDE) 44

SELF-CONSOLIDATING CONCRETE FOR PRECAST PRODUCTS (BDE) 45

SILT FILTER FENCE (BDE) 46

STEEL INSERTS AND BRACKETS CAST INTO CONCRETE (BDE) 46

STEEL PLATE BEAM GUARDRAIL (BDE) 47

STONE GRADATION TESTING (BDE) 47

SUBCONTRACTOR MOBILIZATION PAYMENTS (BDE) 47
TEMPORARY EROSION CONTROL (BDE) 48
THERMOPLASTIC PAVEMENT MARKINGS (BDE) 48
WORKING DAYS (BDE) 49
BITUMINOUS MATERIALS COST ADJUSTMENTS (BDE) (RETURN FORM WITH BID) 50
STEEL COST ADJUSTMENT (BDE) (RETURN FORM WITH BID) 53
STORM WATER POLLUTION PREVENTION PLAN..... 57

STATE OF ILLINOIS

SPECIAL PROVISIONS

The following Special Provisions supplement the "Standard Specifications for Road and Bridge Construction," adopted January 1, 2007, the latest edition of the "Manual on Uniform Traffic Control Devices for Streets and Highways," and the "Manual of Test Procedures for Materials" in effect on the date of invitation for bids, and the Supplemental Specifications and Recurring Special Provisions indicated on the Check Sheet included herein which apply to and govern the construction of FAP Route 301 (US 20), Project ACNHF-0301 (050), Section (44-2, 45)RS, JoDaviess County, Contract #64B76, and in case of conflict with any part or parts of said Specifications, the said Special Provisions shall take precedence and shall govern.

LOCATION OF PROJECT

Little Menominee River to 0.7 mi. W. of IL 84 (N).

DESCRIPTION OF PROJECT

Patching and resurfacing along with guardrail and curb and gutter improvements.

TRAFFIC CONTROL PLAN

Effective January 14, 1999

Traffic Control shall be according to the applicable sections of the Standard Specifications for Road and Bridge Construction, the applicable guidelines contained in the National Manual on Uniform Traffic Control Devices for Streets and Highways, Illinois Supplement to the National Manual on Uniform Traffic Control Devices, these special provisions, and any special details and Highway Standards contained herein and in the plans.

Special attention is called to Articles 107.09 and 107.14 of the Standard Specifications for Road and Bridge Construction and the following Highway Standards relating to traffic control.

Standards:

701101	701201	701301	701311	701400	701401
	701406	701411	701426	701901	

Details:

Traffic Control and Protection for Ramps (DS 95.2)
Traffic Control Typical Weave (DS 39.1)

Signs:

No bracing shall be allowed on post-mounted signs.

Post-mounted signs shall be installed using standard 720011, 728001, 729001, on 4"x4" wood posts, or on any other "break away" connection if accepted by the FHWA and corresponding letter is provided to the resident.

All signs are required on both sides of the road when the median is greater than 10 feet and on one way roadways.

The "WORKERS" (W21-1a(O)-48) signs shall be replaced with symbol "Right or Left Lane Closed Ahead" (W4-2R or L(O)-48) signs on multilane roadways.

"BUMP" (W8-1(O)48) signs shall be installed as directed by the Engineer.

"UNEVEN LANES" W8-11(O)48 signs shall be installed at 2 mile intervals or as directed by the Engineer on roadways where the posted speed limit is greater than 40 mph.

"LOW SHOULDER" W8-9(O)48 signs shall be installed at 2 mile intervals or as directed by the Engineer.

When covering existing Department signs, no tape shall be used on the reflective portion of the sign. Contact the District sign shop for covering techniques.

Devices:

A minimum of 3 drums spaced at 1.2 meters (4 feet) shall be placed at each return when the sideroad is open.

Direction Indicator Barricades shall exclusively be used in lane closure tapers. They shall be used only when traffic is being merged with an adjacent through lane or shifted onto a median crossover.

Vertical barricades shall not be used in weaves, and in the gore areas on Highway Standard 701411.

Lights:

Steady burn mono-directional lights are required on devices delineating a widening trench.

Flaggers:

Flaggers shall comply with all requirements contained in the Department's "Flagger Handbook" with the following exception: The ANSI Class 2 vest will not be supplied by the Department.

Pavement Marking:

All temporary pavement markings that will be operational during the winter months (December through March) shall be paint.

Temporary pavement markings shall not be included in the cost of the standard rather it shall be paid for separately at the contract unit prices of specified temporary pavement marking items.

Highway Standards Application.

Traffic Control and Protection Standards 701401: This work shall be done according to Standard 701401 and Section 701 of the Standard Specifications. The Contractor shall be required to install the 701401 two (2) calendar days in advance of the areas to be patched for the protection of the State personnel laying out the locations for pavement patching.

The barricades as shown in Standard 701401 shall not encroach on the lane open to traffic at any time. The only exception to this will be in the immediate work area when workers are present, then the barricades may be moved out to permit the construction operation.

This work shall be included in the contract unit price per Lump Sum for TRAFFIC CONTROL AND PROTECTION STANDARD 701401.

Standards 701400, 701401, 701402, 701406, 701411, 701416, 701421, 701422, 701423, 701426 and 701446: The Contractor shall equip all machinery and vehicles with revolving amber lights, installed so the illumination is visible from all directions.

The median crossover will generally not be available for Contractor use. It may be used only when both lanes adjacent to the median are closed. Under no condition shall left turn lanes be made to cross the median from lanes open to traffic.

Parking of personal vehicles within the interstate right of way will be strictly prohibited. Parking of construction equipment within the right of way will be permitted only at locations approved by the Engineer.

Maintenance of Traffic: Traffic shall be maintained using Traffic Control and Protection Standard 701401.

The mainline shall be kept open to one-way traffic at all times during working hours and two-way traffic during non-working hours.

The Contractor shall be required to notify the JoDaviess County Highway Department, the corresponding Township Commissioner, emergency response agencies (i.e.: fire, ambulance, police), school bus companies and the Department of Transportation (Bureau of Project Implementation) regarding any changes in traffic control.

Guardrail work shall be completed using Traffic Control and Protection Standard 701401 and Article 701.17(f).

The sawing of patches, pavement patch removal and replacement shall be completed using Traffic Control and Protection Standard 701401.

The resurfacing, placing of topsoil and shoulder aggregate shall be completed using Traffic Control and Protection Standard 701406, except for the east transition end of the job which shall be completed using Traffic Control and Protection Standard 701201.

Placing and removing pavement marking shall be completed using Traffic Control and Protection Standard 701311 or 701426.

COMPACTION OF POLYMERIZED HOT-MIX ASPHALT CONCRETE

Effective January 16, 2002

This work shall consist of furnishing a pneumatic tired roller as specified in Article 406, in addition to all other rollers specified in the Standard Specifications. The spray system shall be in good working order. The tires shall be in good condition and be constructed heavy enough to withstand 90 to 110 psi inflation pressures on a continual basis. An approved water based release agent shall be utilized on the tires similar to, but not limited to, Tech Shield that effectively prevents mix adhesion. The dilution rate shall be as per manufacturer's recommendations. The mixture compaction temperature will be the maximum possible without experiencing surface damage to the mix caused by adhesion to the tires. The recommended range is from 200° to 260° Fahrenheit. This work shall be included in the cost of the polymerized Hot-Mix Asphalt concrete of the type and size specified.

GUARDRAIL REMOVAL

Effective August 20, 1990

Revised August 26, 1997

This work shall be done in accordance with Section 632 of the Standard Specifications except that all removed guardrail will become the property of the Contractor.

This work will be paid for at the contract unit price per meter (foot) for GUARDRAIL REMOVAL, measured from center-to-center of end post.

GEOTECHNICAL REINFORCEMENT

Revised September 1, 2004

Biaxial Geogrid Flat Installation

This work consists of furnishing and installing an integrally-formed polypropylene geotechnical grid reinforcement material. The grid shall have an aperture, rib and junction cross section sufficient to permit significant mechanical interlock with the material being reinforced. There shall be a high continuity of tensile strength through all ribs and junctions of the grid material to reinforce the embankment or subgrade as shown on the plans and specifications.

Materials: Each layer of geogrid shall conform to the property requirements listed below. Multilayer geogrid and multiple layers of lesser strength geogrids will not be accepted.

Reinforcement and Interlock

<u>Property</u>	<u>Test Method</u>	<u>Value</u>
<u>Tensile Modulus:</u>		
▪ True Tensile Modulus	ASTMD 6637	17,000 lb./ft. (Min.)
▪ True Tensile Strength @ 2% Strain		280 lb./ft. (Min.)
▪ True Tensile Strength @5% Strain		580 lb./ft. (Min.)

Apertures:

- Aperture Stability USACE* 2.7 in. – lb./deg. (min.)
 - Open Area COE Method Modified** 70% (Nom.)
- * Resistance to in-plane rotational movement measured by applying a 20 kg-cm moment to the central junction of a 9 inch x 9 inch specimen restrained at its perimeter (U.S. Army Corps of Engineers Methodology for measurement of Torsional Rigidity).
- ** Percent open area measured without magnification by Corps of Engineers method as specified in CW 02215 Civil Works Construction Guide, November, 1977.

Structural Integrity:

- Flexural Stiffness ASTM D-5732–95 *** 0.2 in.-lb. (Min.)
 - Junction Efficiency GRI GG2-87**** 90% (Min.)
- *** Resistance to bending force measured via ASTM D-5732-95, using specimens of width two ribs wide, with transverse ribs cut flush with exterior edges of longitudinal ribs (as a “ladder), and of length sufficiently long to enable measurement of the overhang dimension. The overall Flexural Stiffness is calculated as the square root of the product of machine-and cross-machine-direction Flexural Stiffness values.
- **** Load transfer capability measured via GRI-GG2-87. Expressed as a percentage of ultimate tensile strength.

Material

Polypropylene	ASTM D 1401 Group I/Class 1/Grade 2	98% (Min.)
Carbon Black	ASTM 4218	0.5% (Min.)

The supplier should provide a certification that their product meets the above requirements.

The geotechnical reinforcement shall be placed as described herein or as shown on the cross sections.

Geogrid shall be delivered to the jobsite in such a manner as to facilitate handling and incorporation into the work without damage. Material shall be stored in such a manner as to prevent exposure to direct sunlight and damage by other construction activities.

Prior to the installation of the geogrid, the application surface shall be cleared of debris, sharp objects and trees. Tree stumps shall be cut to the level of the ground surface. If the stumps cannot be cut to the ground level, they shall be completely removed. In the case of subgrades, all wheel tracks or ruts in excess of 75 mm (3 inches) in depth shall be graded smooth or otherwise filled with soil to provide a reasonably smooth surface.

The geotechnical reinforcement shall be placed with the "roll length" parallel to the pavement. Fabric of insufficient width or length to fully cover the specified area shall be lapped a minimum of 600 mm (24 inches).

Installation:

The granular blanket shall be constructed to the width and depth required on the plans. Unless otherwise specified, the material shall be back-dumped on the Geogrid in a sequence of operations beginning at the outer edges of the treatment area with subsequent placement towards the middle.

Placement of material on the Geogrid shall be accomplished by spreading dumped material off of previously placed material with a bulldozer blade or endloader, in such a manner as to prevent tearing or shoving of the Geogrid. Dumping of material directly on the Geogrid will only be permitted to establish an initial working platform. No construction equipment shall be allowed on the Geogrid prior to placement of the granular blanket.

Unless otherwise specified in the plans or Special Provisions, the granular material, shall be placed to the full required thickness and compacted.

Geogrid which is damaged during installation or subsequent placement of granular material, due to failure of the Contractor to comply with these provisions, shall be repaired or replaced at his expense, including costs of removal and replacement of the granular material.

Torn Geogrid may be patched in-place by cutting and placing a piece of the same Geogrid over the tear. The dimensions of the patch shall be at least 600 mm (2 feet) larger than the largest dimension of the tear and it shall be weighted or otherwise secured to prevent the granular material from causing lap separation.

Method of Measurement: Geotechnical Reinforcement will be measured in square meters (square yards) for the surface area placed. The excavation, replacement and compaction of the granular layer shall be paid for separately. Each layer of geogrid will be paid for separately.

Basis of Payment: This work will be measured in place and the area computed in square yards. The work will be paid for at the contract unit price per Square Meter (Square Yard) for GEOTECHNICAL REINFORCEMENT.

ENGINEER'S FIELD OFFICE TYPE A

Effective: December 8, 2006

Revise Article 670.02 (i) of the Standard Specifications to read:

Provide a minimum of two (2) communication paths to each Field Office. The configuration would include (A) three (3) wireless CDMA based mobile phone connections, and (B) one (1) wireless data router with wireless data connection, encryption and WiFi capabilities to access the internet for the exclusive use of the Engineer(s). All wireless communication devices must have a single point of contact for support for the resident engineer and IDOT staff.

Each mobile phone must have the following capabilities:

1. A minimum of 500 anytime minutes per month
2. Voice Mail capabilities
3. On network free minutes
4. Unlimited Long Distance
5. Unlimited Roaming
6. Speaker Phone

Each Wireless Data Router must have the following capabilities:

Connection

1. CDMA wireless technology with authentication and identification system for security
2. CDMA based EV-DO(rev.A) transmission capabilities
3. EVDO (rev.A) must be backward compatible through both EVDO (rev0) and 1XRTT
4. Connection must be capable of Compression in order to optimize the connection speed.

Router

5. A minimum of four (4) Ethernet ports for wired connection
6. Be capable of 802.11b & g for wireless LAN Interface
7. Configurable ability to port data to fax capabilities through the router using efax or IP fax devices
8. Automatic receipt of IP addresses with DHCP server
9. Configurable OFDM (Orthogonal Frequency Division Multiplexing) technology

Security

10. Configurable capable of 64-bit or 128-bit WEP encryption, WPA-PSK authentication wireless security (WiFi Protected Access - Pre-shared Key Mode)
11. Configurable LAN Security: NAT with DHCP, PPTP VPN Pass-through, MAC Filtering, IP Filtering, Filter Scheduling
12. Configurable firewall security at the router

Misc.

13. Capable of operating temperatures between 32° to 131°F (0° to 55°C)

The contractor will be responsible for the installation, connection and disconnection of all service. These communication costs shall be contracted at the lowest cost available for the region of service. Any deviation from the desired configurations shall be subject to the approval of the District Construction Engineer.

Should the contractor need technical advice on potential providers or other clarification, they can contact the Regional IT Manager at (815) 284-5495.

TRAFFIC BARRIER TERMINAL, TYPE 2

Effective March 11, 2008

This work shall be done according to Section 631 of the Standard Specifications. When the new Traffic Barrier Terminal Type 2 will be installed at the end of a new run of guardrail, it shall

be installed according to State Standard 631011. When the new Traffic Barrier Terminal Type 2 will be installed at the end of an existing run of guardrail, it shall be installed according to District Standard 54.1.

This work will be paid for at the contract unit price per Each for TRAFFIC BARRIER TERMINAL, TYPE 2.

TRAFFIC BARRIER TERMINAL, TYPE 1 SPECIAL (TANGENT)

Effective March 11, 2008

This work shall be done according to Section 631 of the Standard Specifications. When the new Traffic Barrier Terminal Type 1 Special (Tangent) will be installed at the end of a new run of guardrail, it shall be from the current Approved List of Traffic Barrier Terminal, Type 1 Special (Tangent). When the new Traffic Barrier Terminal Type 1 Special (Tangent) will be installed at the end of an existing run of guardrail, it shall be from the following Approved List of Traffic Barrier Terminal, Type 1 Special (Tangent) dated December 17, 2004.

Traffic Barrier Terminal, Type 1 Special (Tangent)

Road Systems, Inc.
3616 Old Howard County Airport
Big Spring, Texas 79720
Phone: 915-263-2435

“SKT”

Wood blockouts only. Wood post system only. Post 1 & 2 to use steel soil tubes (6'-6" or 6'-0" with wood post). Post 3 through 8 to use 4'-6" soil tubes with wood posts (soil plates not required), OR posts 3 through 8 may be 6' CRT post.

Trinity Industries, Inc.
2525 N. Stemmons Freeway
Dallas, TX 75207
Phone: 800-644-7976 or 801-292-4461

“ET-2000”

Wood blockouts only

A wood post system may be used. Post 1 & 2 to use steel soil tubes (6'-6" or 6'-0" with wood post). Post 3 through 8 to use 4'-6" soil tubes with wood post (soil plates not required), OR post 3 through 8 may be 6' CRT post.

OR a system using the steel Yielding Terminal Post (SYPT) (posts 2 to 8) and one Hinged Break Away post (HBA) (Post 1) may be used.

This work will be paid for at the contract unit price per Each for TRAFFIC BARRIER TERMINAL, TYPE 1 SPECIAL (TANGENT).

STEEL PLATE BEAM GUARDRAIL, TYPE A

Effective March 11, 2008

This work shall be done according to Section 630 of the Standard Specifications. When the new Steel Plate Beam Guardrail, Type A will be installed in a new run of guardrail, it shall be installed according to State Standard 630001. When the new Steel Plate Beam Guardrail, Type A will be installed adjacent to an existing run of guardrail, it shall be installed at the same height as the existing guardrail.

This work will be paid for at the contract unit price per Foot for STEEL PLATE BEAM GUARDRAIL, TYPE A.

CONCRETE HEADWALL REMOVAL

Description: This work shall consist of the complete removal of the existing wingwall at the location shown in the plans. The contractor shall dispose of the wingwall outside of the state right-of-way. Any damage to the existing corrugated metal pipe will be fixed to the liking of the Resident Engineer.

Basis of Payment: This work will be paid for at the contract unit price per Each for CONCRETE HEADWALL REMOVAL.

SEQUENCE OF WORK

Work on this project shall be as follows:

The contractor shall be allowed to do all patching and off road work in 2008. Prior to winter shut down the contractor shall have all debris and construction material removed from the roadway surface and temporary pavement marking shall be placed on patch areas. All lanes must be open to traffic. No milling or placement of level binder or surface course shall be allowed in the 2008 construction season. The construction of the Type M4.24 at Station 494+29-521+50 and the Type E Inlet Box at Station 502+00 shall not be permitted in the 2008 construction season.

All remaining contract items shall be completed during the 2009 construction season to include milling and resurfacing and any items not completed the prior season.

ADJUSTING EXISTING GUARDRAIL

Effective March 11, 2008

This work shall be done according to Section 630 of the Standard Specifications. At the areas specified in the plans, the height of the guardrail shall be adjusted to match the height of the new end section.

This work will be paid for at the contract unit price per Foot for ADJUSTING EXISTING GUARDRAIL.

MATERIAL TRANSFER DEVICE (BDE)

Effective Date: June 15, 1999

Revised Date: January 1, 2007

Description. This work shall consist of placing Hot-Mix Asphalt level binder and surface course mixtures according to Section 406 of the Standard Specifications, except that these materials shall be placed using a material transfer device.

Materials and Equipment. The material transfer device shall have a minimum surge capacity of 15 tons (13.5 metric tons), shall be self-propelled and capable of moving independent of the paver, and shall be equipped with the following:

- (a) Front-Dump Hopper and Conveyor. The conveyor shall provide a positive restraint along the sides of the conveyor to prevent material spillage.
- (b) Paver Hopper Insert. The paver hopper insert shall have a minimum capacity of 14 tons (12.7 metric tons).
- (c) Mixer/Agitator Mechanism. This re-mixing mechanism shall consist of a segmented, anti-segregation, re-mixing auger or two full-length longitudinal paddle mixers designed for the purpose of re-mixing the hot-mix asphalt (HMA). The longitudinal paddle mixers shall be located in the paver hopper insert.

CONSTRUCTION REQUIREMENTS

General. The material transfer device shall be used for the placement of all Hot-Mix Asphalt level binder and surface course mixtures placed with a paver, including ramps, but excluding shoulders. The material transfer device speed shall be adjusted to the speed of the paver to maintain a continuous, non-stop paving operation.

The material transfer device will be permitted on partially completed segments of full-depth HMA pavement if the thickness of binder in place is 10 in. (250 mm) or greater.

Structures. The material transfer device may be allowed to travel over structures under the following conditions:

- (a) Approval will be given by the Engineer.
- (b) The vehicle shall be emptied of HMA material prior to crossing the structure and shall travel at crawl speed across the structure.
- (c) The tires of the vehicle shall travel on or in close proximity and parallel to the beam and/or girder lines of the structure.

Method of Measurement. This work will be measured for payment in tons (metric tons) for all leveling binder and surface course materials placed with a material transfer device.

Basis of Payment. This work will be paid for at the contract unit price per ton (metric ton) for MATERIAL TRANSFER DEVICE.

The various HMA mixtures placed with the material transfer device will be paid for as specified in their respective specifications. The Contractor may choose to use the material transfer device for other applications on this project; however, no additional compensation will be allowed.

MOWING

This work consists of mowing all Seeding Class 1 and Class 2A at the completion of the project or before winter shut down. The vegetation must be at least 6" long before mowing. The vegetation shall be mowed to obtain a height of not more than 75mm (3 inches). All debris must be cleared from the right-of-way immediately after the mowing.

This work will be paid for at the contract unit price per hectare (acre) for MOWING.

CEMENT (BDE)

Effective: January 1, 2007

Revised: November 1, 2007

Revise Section 1001 of the Standard Specifications to read:

"SECTION 1001. CEMENT

1001.01 Cement Types. Cement shall be according to the following.

- (a) Portland Cement. Acceptance of portland cement shall be according to the current Bureau of Materials and Physical Research's Policy Memorandum, "Portland or Blended Cement Acceptance Procedure for Qualified and Non-Qualified Plants".

Portland cement shall be according to ASTM C 150, and shall meet the standard physical and chemical requirements. Type I or Type II may be used for cast-in-place, precast, and precast prestressed concrete. Type III may be used according to Article 1020.04, or when approved by the Engineer. All other cements referenced in ASTM C 150 may be used when approved by the Engineer.

The total of all organic processing additions shall be a maximum of 1.0 percent by weight (mass) of the cement and the total of all inorganic processing additions shall be a maximum of 4.0 percent by weight (mass) of the cement. Organic processing additions shall be limited to grinding aids that improve the flowability of cement, reduce pack set, and improve grinding efficiency. Inorganic processing additions shall be limited to granulated blast-furnace slag according to the chemical requirements of AASHTO M 302 and Class C fly ash according to the chemical requirements of AASHTO M 295.

- (b) Portland-Pozzolan Cement. Acceptance of portland-pozzolan cement shall be according to the current Bureau of Materials and Physical Research's Policy Memorandum, "Portland or Blended Cement Acceptance Procedure for Qualified and Non-Qualified Plants".

Portland-pozzolan cement shall be according to ASTM C 595 and shall meet the standard physical and chemical requirements. Type IP or I(PM) may be used for cast-in-place, precast, and precast prestressed concrete, except when Class PP concrete is used. The pozzolan constituent for Type IP shall be a maximum of 21 percent of the weight (mass) of the portland-pozzolan cement. All other cements referenced in ASTM C 595 may be used when approved by the Engineer.

For cast-in-place construction, portland-pozzolan cements shall not be used in concrete mixtures when the air temperature is below 40 °F (4 °C) without permission of the Engineer. If permission is given, the mix design strength requirement may require the Contractor to increase the cement or eliminate the cement factor reduction for a water-reducing or high range water-reducing admixture which is permitted according to Article 1020.05(b).

The total of all organic processing additions shall be a maximum of 1.0 percent by weight (mass) of the cement. Organic processing additions shall be limited to grinding aids as defined in (a) above. Inorganic processing additions shall not be used.

- (c) Portland Blast-Furnace Slag Cement. Acceptance of portland blast-furnace slag cement shall be according to the current Bureau of Materials and Physical Research's Policy Memorandum, "Portland or Blended Cement Acceptance Procedure for Qualified and Non-Qualified Plants".

Portland blast-furnace slag cement shall be according to ASTM C 595 and shall meet the standard physical and chemical requirements. Type I(SM) slag-modified portland cement may be used for cast-in-place, precast, and precast prestressed concrete, except when Class PP concrete is used. All other cements referenced in ASTM C 595 may be used when approved by the Engineer.

For cast-in-place construction, portland blast-furnace slag cements shall not be used in concrete mixtures when the air temperature is below 40 °F (4 °C) without permission of the Engineer. If permission is given, the mix design strength requirement may require the Contractor to increase the cement or eliminate the cement factor reduction for a water-reducing or high range water-reducing admixture which is permitted according to Article 1020.05(b).

The total of all organic processing additions shall be a maximum of 1.0 percent by weight (mass) of the cement. Organic processing additions shall be limited to grinding aids as defined in (a) above. Inorganic processing additions shall not be used.

- (d) Rapid Hardening Cement. Rapid hardening cement shall be used according to Article 1020.04 or when approved by the Engineer. The cement shall be on the Department's current "Approved List of Packaged, Dry, Rapid Hardening Cementitious Materials for Concrete Repairs", and shall be according to the following.

(1) The cement shall have a maximum final set of 25 minutes, according to Illinois Modified ASTM C 191.

(2) The cement shall have a minimum compressive strength of 2000 psi (13,800 kPa) at 3.0 hours, and 4000 psi (27,600 kPa) at 24.0 hours, according to Illinois Modified ASTM C 109.

(3) The cement shall have a maximum drying shrinkage of 0.050 percent at seven days, according to Illinois Modified ASTM C 596.

(4) The cement shall have a maximum expansion of 0.020 percent at 14 days, according to Illinois Modified ASTM C 1038.

(5) The cement shall have a minimum 80 percent relative dynamic modulus of elasticity; and shall not have a weight (mass) gain in excess of 0.15 percent or a weight (mass)

loss in excess of 1.0 percent, after 100 cycles, according to Illinois Modified AASHTO T 161, Procedure B. At 100 cycles, the specimens are measured and weighed at 73 °F (23 °C).

- (e) Calcium Aluminate Cement. Calcium aluminate cement shall be used when specified by the Engineer. The cement shall meet the standard physical requirements for Type I cement according to ASTM C 150, except the time of setting shall not apply. The chemical requirements shall be determined according to ASTM C 114 and shall be as follows: minimum 38 percent aluminum oxide (Al_2O_3), maximum 42 percent calcium oxide (CaO), maximum 1 percent magnesium oxide (MgO), maximum 0.4 percent sulfur trioxide (SO_3), maximum 1 percent loss on ignition, and maximum 3.5 percent insoluble residue.

1001.02 Uniformity of Color. Cement contained in single loads or in shipments of several loads to the same project shall not have visible differences in color.

1001.03 Mixing Brands and Types. Different brands or different types of cement from the same manufacturing plant, or the same brand or type from different plants shall not be mixed or used alternately in the same item of construction unless approved by the Engineer.

1001.04 Storage. Cement shall be stored and protected against damage, such as dampness which may cause partial set or hardened lumps. Different brands or different types of cement from the same manufacturing plant, or the same brand or type from different plants shall be kept separate.”

DIGITAL TERRAIN MODELING FOR EARTHWORK CALCULATIONS (BDE)

Effective: April 1, 2007

Revise the first and second paragraphs of Article 202.07(b) of the Standard Specifications to read:

- “(b) Measured Quantities. Earth and rock excavation will be measured in cubic yards (cubic meters) in their original positions. The volumes will be computed by the method of average end areas using before and after cross sections; or by the method of digital terrain modeling using before and after total station surveys. The volume of any unstable or unsuitable material removed will be measured for payment in cubic yards (cubic meters).

In rock excavation, the Contractor shall strip ledge rock of overburden so that necessary survey shots for measurement may be taken. Vertical measurements shall extend from the surface of the rock to an elevation not more than 6 in. (150 mm) below the subgrade of the proposed pavement structure, as shown on the plans, or to the bottom of the rock where that point is above the subgrade of the proposed pavement structure. Horizontal measurements shall extend not more than 6 in. (150 mm) beyond the slope lines fixed by the Engineer for the work. Boulders and rocks 1/2 cu yd (0.5 cu m) or more in volume will be measured individually and the volume computed from average dimensions taken in three directions.”

Revise the first paragraph of Article 204.07 of the Standard Specifications to read.

“204.07 Method of Measurement. Borrow excavation will be measured in cubic yards (cubic meters) in its original position. The volume will be computed by the method of average end areas using before and after cross sections; or by the method of digital terrain modeling using before and after total station surveys.”

Revise the embankment definition of Article 204.07(b) of the Standard Specifications to read:

“Embankment = the volume of fill in its final position computed by the method of average end areas or digital terrain modeling. Both methods will be based upon the existing ground line as shown on the plans, except as noted in (1) and (2) below;”

Revise Article 207.04 of the Standard Specifications to read:

“207.04 Method of Measurement. This work will be measured for payment in tons (metric tons) according to Article 311.08(b), or in cubic yards (cubic meters) compacted in place and the volume computed by the method of average end areas or digital terrain modeling by total station measurement.”

Revise the second sentence of the second paragraph of Article 211.07(b) of the Standard Specifications to read:

“The volume will be computed by the method of average end areas or digital terrain modeling by total station measurement.”

DISADVANTAGED BUSINESS ENTERPRISE PARTICIPATION (DBE)

Effective: September 1, 2000

Revised: January 1, 2007

FEDERAL OBLIGATION. The Department of Transportation, as a recipient of federal financial assistance, is required to take all necessary and reasonable steps to ensure nondiscrimination in the award and administration of contracts. Consequently, the federal regulatory provisions of 49 CFR part 26 apply to this contract concerning the utilization of disadvantaged business enterprises. For the purposes of this Special Provision, a disadvantaged business enterprise (DBE) means a business certified by the Department in accordance with the requirements of 49 CFR part 26 and listed in the DBE Directory or most recent addendum.

STATE OBLIGATION. This Special Provision will also be used by the Department to satisfy the requirements of the Business Enterprise for Minorities, Females, and Persons with Disabilities Act, 30 ILCS 575. When this Special Provision is used to satisfy state law requirements on 100 percent state-funded contracts, the federal government has no involvement in such contracts (not a federal-aid contract) and no responsibility to oversee the implementation of this Special Provision by the Department on those contracts. DBE participation on 100 percent state-funded contracts will not be credited toward fulfilling the Department's annual overall DBE goal required by the US Department of Transportation to comply with the federal DBE program requirements.

CONTRACTOR ASSURANCE. The Contractor makes the following assurance and agrees to include the assurance in each subcontract that the Contractor signs with a subcontractor:

The Contractor, subrecipient, or subcontractor shall not discriminate on the basis of race, color, national origin, or sex in the performance of this contract. The Contractor shall carry out applicable requirements of 49 CFR part 26 in the award and administration of contracts funded in whole or in part with federal or state funds. Failure by the Contractor to carry out these requirements is a material breach of this contract, which may result in the termination of this contract or such other remedy as the recipient deems appropriate.

OVERALL GOAL SET FOR THE DEPARTMENT. As a requirement of compliance with 49 CFR part 26, the Department has set an overall goal for DBE participation in its federally assisted contracts. That goal applies to all federal-aid funds the Department will expend in its federally assisted contracts for the subject reporting fiscal year. The Department is required to make a good faith effort to achieve the overall goal. The dollar amount paid to all approved DBE firms performing work called for in this contract is eligible to be credited toward fulfillment of the Department's overall goal.

CONTRACT GOAL TO BE ACHIEVED BY THE CONTRACTOR. This contract includes a specific DBE utilization goal established by the Department. The goal has been included because the Department has determined that the work of this contract has subcontracting opportunities that may be suitable for performance by DBE companies. This determination is based on an assessment of the type of work, the location of the work, and the availability of DBE companies to do a part of the work. The assessment indicates that, in the absence of unlawful discrimination, and in an arena of fair and open competition, DBE companies can be expected to perform **6.0%** of the work. This percentage is set as the DBE participation goal for this contract. Consequently, in addition to the other award criteria established for this contract, the Department will award this contract to a bidder who makes a good faith effort to meet this goal of DBE participation in the performance of the work. A bidder makes a good faith effort for award consideration if either of the following is done in accordance with the procedures set forth in this Special Provision:

- (a) The bidder documents that firmly committed DBE participation has been obtained to meet the goal; or
- (b) The bidder documents that a good faith effort has been made to meet the goal, even though the effort did not succeed in obtaining enough DBE participation to meet the goal.

DBE LOCATOR REFERENCES. Bidders may consult the DBE Directory as a reference source for DBE companies certified by the Department. In addition, the Department maintains a letting and item specific DBE locator information system whereby DBE companies can register their interest in providing quotes on particular bid items advertised for letting. Information concerning DBE companies willing to quote work for particular contracts may be obtained by contacting the Department's Bureau of Small Business Enterprises at telephone number (217)785-4611, or by visiting the Department's web site at www.dot.il.gov.

BIDDING PROCEDURES. Compliance with the bidding procedures of this Special Provision is required prior to the award of the contract and the failure of the as-read low bidder to comply will render the bid not responsive.

- (a) In order to assure the timely award of the contract, the as-read low bidder shall submit a Disadvantaged Business Utilization Plan on Department form SBE 2026 within seven working days after the date of letting. To meet the seven day requirement, the bidder may send the Plan by certified mail or delivery service within the seven working day period. If a question arises concerning the mailing date of a Plan, the mailing date will be established by the U.S. Postal Service postmark on the original certified mail receipt from the U.S. Postal Service or the receipt issued by a delivery service. It is the responsibility of the bidder to ensure that the postmark or receipt date is affixed within the seven working days if the bidder intends to rely upon mailing or delivery to satisfy the submission day requirement. The Plan is to be submitted to the Department of Transportation, Bureau of Small Business Enterprises, Contract Compliance Section, 2300 South Dirksen Parkway, Room 319, Springfield, Illinois 62764 (Telefax: (217)785-1524). It is the responsibility of the bidder to obtain confirmation of telefax delivery. The Department will not accept a Utilization Plan if it does not meet the seven day submittal requirement and the bid will be declared not responsive. In the event the bid is declared not responsive due to a failure to submit a Plan or failure to comply with the bidding procedures set forth herein, the Department may elect to cause the forfeiture of the penal sum of the bidder's proposal guaranty, and may deny authorization to bid the project if re-advertised for bids. The Department reserves the right to invite any other bidder to submit a Utilization Plan at any time for award consideration or to extend the time for award.
- (b) The Utilization Plan shall indicate that the bidder either has obtained sufficient DBE participation commitments to meet the contract goal or has not obtained enough DBE participation commitments in spite of a good faith effort to meet the goal. The Utilization Plan shall further provide the name, telephone number, and telefax number of a responsible official of the bidder designated for purposes of notification of plan approval or disapproval under the procedures of this Special Provision.
- (c) The Utilization Plan shall include a DBE Participation Commitment Statement, Department form SBE 2025, for each DBE proposed for the performance of work to achieve the contract goal. The signatures on these forms must be original signatures. All elements of information indicated on the said form shall be provided, including but not limited to the following:
 - (1) The name and address of each DBE to be used;
 - (2) A description, including pay item numbers, of the commercially useful work to be done by each DBE;
 - (3) The price to be paid to each DBE for the identified work specifically stating the quantity, unit price, and total subcontract price for the work to be completed by the DBE. If partial pay items are to be performed by the DBE, indicate the portion of each item, a unit price where appropriate and the subcontract price amount;

- (4) A commitment statement signed by the bidder and each DBE evidencing availability and intent to perform commercially useful work on the project; and
 - (5) If the bidder is a joint venture comprised of DBE firms and non-DBE firms, the plan must also include a clear identification of the portion of the work to be performed by the DBE partner(s).
- (d) The contract will not be awarded until the Utilization Plan submitted by the bidder is approved. The Utilization Plan will be approved by the Department if the Plan commits sufficient commercially useful DBE work performance to meet the contract goal. The Utilization Plan will not be approved by the Department if the Plan does not commit sufficient DBE performance to meet the contract goal unless the bidder documents that it made a good faith effort to meet the goal. The good faith procedures of Section VIII of this special provision apply. If the Utilization Plan is not approved because it is deficient in a technical matter, unless waived by the Department, the bidder will be notified and will be allowed no less than a five working day period in order to cure the deficiency.

CALCULATING DBE PARTICIPATION. The Utilization Plan values represent work anticipated to be performed and paid for upon satisfactory completion. The Department is only able to count toward the achievement of the overall goal and the contract goal the value of payments made for the work actually performed by DBE companies. In addition, a DBE must perform a commercially useful function on the contract to be counted. A commercially useful function is generally performed when the DBE is responsible for the work and is carrying out its responsibilities by actually performing, managing, and supervising the work involved. The Department and Contractor are governed by the provisions of 49 CFR part 26.55(c) on questions of commercially useful functions as it affects the work. Specific counting guidelines are provided in 49 CFR part 26.55, the provisions of which govern over the summary contained herein.

- (a) DBE as the Contractor: 100 percent goal credit for that portion of the work performed by the DBE's own forces, including the cost of materials and supplies. Work that a DBE subcontracts to a non-DBE firm does not count toward the DBE goals.
- (b) DBE as a joint venture Contractor: 100 percent goal credit for that portion of the total dollar value of the contract equal to the distinct, clearly defined portion of the work performed by the DBE's own forces.
- (c) DBE as a subcontractor: 100 percent goal credit for the work of the subcontract performed by the DBE's own forces, including the cost of materials and supplies, excluding the purchase of materials and supplies or the lease of equipment by the DBE subcontractor from the prime Contractor or its affiliates. Work that a DBE subcontractor in turn subcontracts to a non-DBE firm does not count toward the DBE goal.
- (d) DBE as a trucker: 100 percent goal credit for trucking participation provided the DBE is responsible for the management and supervision of the entire trucking operation for which it is responsible. At least one truck owned, operated, licensed, and insured by the DBE must be used on the contract. Credit will be given for the full value of all such DBE trucks operated using DBE employed drivers. Goal credit will be limited to the value of the reasonable fee or commission received by the DBE if trucks are leased from a non-DBE company.

(e) DBE as a material supplier:

- (1) 60 percent goal credit for the cost of the materials or supplies purchased from a DBE regular dealer.
- (2) 100 percent goal credit for the cost of materials or supplies obtained from a DBE manufacturer.
- (3) 100 percent credit for the value of reasonable fees and commissions for the procurement of materials and supplies if not a regular dealer or manufacturer.

GOOD FAITH EFFORT PROCEDURES. If the bidder cannot obtain sufficient DBE commitments to meet the contract goal, the bidder must document in the Utilization Plan the good faith efforts made in the attempt to meet the goal. This means that the bidder must show that all necessary and reasonable steps were taken to achieve the contract goal. Necessary and reasonable steps are those which could reasonably be expected to obtain sufficient DBE participation. The Department will consider the quality, quantity, and intensity of the kinds of efforts that the bidder has made. Mere *pro forma* efforts are not good faith efforts; rather, the bidder is expected to have taken those efforts that would be reasonably expected of a bidder actively and aggressively trying to obtain DBE participation sufficient to meet the contract goal.

- (a) The following is a list of types of action that the Department will consider as part of the evaluation of the bidder's good faith efforts to obtain participation. These listed factors are not intended to be a mandatory checklist and are not intended to be exhaustive. Other factors or efforts brought to the attention of the Department may be relevant in appropriate cases, and will be considered by the Department.
 - (1) Soliciting through all reasonable and available means (e.g. attendance at pre-bid meetings, advertising and/or written notices) the interest of all certified DBE companies that have the capability to perform the work of the contract. The bidder must solicit this interest within sufficient time to allow the DBE companies to respond to the solicitation. The bidder must determine with certainty if the DBE companies are interested by taking appropriate steps to follow up initial solicitations.
 - (2) Selecting portions of the work to be performed by DBE companies in order to increase the likelihood that the DBE goals will be achieved. This includes, where appropriate, breaking out contract work items into economically feasible units to facilitate DBE participation, even when the prime Contractor might otherwise prefer to perform these work items with its own forces.
 - (3) Providing interested DBE companies with adequate information about the plans, specifications, and requirements of the contract in a timely manner to assist them in responding to a solicitation.
 - (4) a. Negotiating in good faith with interested DBE companies. It is the bidder's responsibility to make a portion of the work available to DBE subcontractors and suppliers and to select those portions of the work or material needs consistent with the available DBE subcontractors and suppliers, so as to facilitate DBE participation. Evidence of such negotiation includes the names, addresses, and

telephone numbers of DBE companies that were considered; a description of the information provided regarding the plans and specifications for the work selected for subcontracting; and evidence as to why additional agreements could not be reached for DBE companies to perform the work.

- b. A bidder using good business judgment would consider a number of factors in negotiating with subcontractors, including DBE subcontractors, and would take a firm's price and capabilities as well as contract goals into consideration. However, the fact that there may be some additional costs involved in finding and using DBE companies is not in itself sufficient reason for a bidder's failure to meet the contract DBE goal, as long as such costs are reasonable. Also, the ability or desire of a bidder to perform the work of a contract with its own organization does not relieve the bidder of the responsibility to make good faith efforts. Bidders are not, however, required to accept higher quotes from DBE companies if the price difference is excessive or unreasonable.
- (5) Not rejecting DBE companies as being unqualified without sound reasons based on a thorough investigation of their capabilities. The bidder's standing within its industry, membership in specific groups, organizations, or associations and political or social affiliations (for example union vs. non-union employee status) are not legitimate causes for the rejection or non-solicitation of bids in the bidder's efforts to meet the project goal.
 - (6) Making efforts to assist interested DBE companies in obtaining bonding, lines of credit, or insurance as required by the recipient or Contractor.
 - (7) Making efforts to assist interested DBE companies in obtaining necessary equipment, supplies, materials, or related assistance or services.
 - (8) Effectively using the services of available minority/women community organizations; minority/women contractors' groups; local, state, and federal minority/women business assistance offices; and other organizations as allowed on a case-by-case basis to provide assistance in the recruitment and placement of DBE companies.
- (b) If the Department determines that the bidder has made a good faith effort to secure the work commitment of DBE companies to meet the contract goal, the Department will award the contract provided that it is otherwise eligible for award. If the Department determines that a good faith effort has not been made, the Department will notify the bidder of that preliminary determination by contacting the responsible company official designated in the Utilization Plan. The preliminary determination shall include a statement of reasons why good faith efforts have not been found, and may include additional good faith efforts that the bidder could take. The notification will designate a five working day period during which the bidder shall take additional efforts. The bidder is not limited by a statement of additional efforts, but may take other action beyond any stated additional efforts in order to obtain additional DBE commitments. The bidder shall submit an amended Utilization Plan if additional DBE commitments to meet the contract goal are secured. If additional DBE commitments sufficient to meet the contract goal are not secured, the bidder shall report the final good faith efforts made in the time allotted.

All additional efforts taken by the bidder will be considered as part of the bidder's good faith efforts. If the bidder is not able to meet the goal after taking additional efforts, the Department will make a pre-final determination of the good faith efforts of the bidder and will notify the designated responsible company official of the reasons for an adverse determination.

- (c) The bidder may request administrative reconsideration of a pre-final determination adverse to the bidder within the five working days after the notification date of the determination by delivering the request to the Department of Transportation, Bureau of Small Business Enterprises, Contract Compliance Section, 2300 South Dirksen Parkway, Room 319, Springfield, Illinois 62764 (Telefax: (217)785-1524). Deposit of the request in the United States mail on or before the fifth business day shall not be deemed delivery. The pre-final determination shall become final if a request is not made and delivered. A request may provide additional written documentation and/or argument concerning the issue of whether an adequate good faith effort was made to meet the contract goal. In addition, the request shall be considered a consent by the bidder to extend the time for award. The request will be forwarded to the Department's Reconsideration Officer. The Reconsideration Officer will extend an opportunity to the bidder to meet in person in order to consider all issues of whether the bidder made a good faith effort to meet the goal. After the review by the Reconsideration Officer, the bidder will be sent a written decision within ten working days after receipt of the request for reconsideration, explaining the basis for finding that the bidder did or did not meet the goal or make adequate good faith efforts to do so. A final decision by the Reconsideration Officer that a good faith effort was made shall approve the Utilization Plan submitted by the bidder and shall clear the contract for award. A final decision that a good faith effort was not made shall render the bid not responsive.

CONTRACT COMPLIANCE. Compliance with this Special Provision is an essential part of the contract. The Department is prohibited by federal regulations from crediting the participation of a DBE included in the Utilization Plan toward either the contract goal or the Department's overall goal until the amount to be applied toward the goals has been paid to the DBE. The following administrative procedures and remedies govern the compliance by the Contractor with the contractual obligations established by the Utilization Plan. After approval of the Plan and award of the contract, the Utilization Plan and individual DBE Participation Statements become part of the contract. If the Contractor did not succeed in obtaining enough DBE participation to achieve the advertised contract goal, and the Utilization Plan was approved and contract awarded based upon a determination of good faith, the total dollar value of DBE work calculated in the approved Utilization Plan as a percentage of the awarded contract value shall become the amended contract goal.

- (a) No amendment to the Utilization Plan may be made without prior written approval from the Department's Bureau of Small Business Enterprises. All requests for amendment to the Utilization Plan shall be submitted to the Department of Transportation, Bureau of Small Business Enterprises, Contract Compliance Section, 2300 South Dirksen Parkway, Room 319, Springfield, Illinois 62764. Telephone number (217) 785-4611. Telefax number (217) 785-1524.
- (b) All work indicated for performance by an approved DBE shall be performed, managed, and supervised by the DBE executing the Participation Statement. The Contractor shall not terminate for convenience a DBE listed in the Utilization Plan and then perform the

work of the terminated DBE with its own forces, those of an affiliate or those of another subcontractor, whether DBE or not, without first obtaining the written consent of the Bureau of Small Business Enterprises to amend the Utilization Plan. If a DBE listed in the Utilization Plan is terminated for reasons other than convenience, or fails to complete its work on the contract for any reason, the Contractor shall make good faith efforts to find another DBE to substitute for the terminated DBE. The good faith efforts shall be directed at finding another DBE to perform at least the same amount of work under the contract as the DBE that was terminated, but only to the extent needed to meet the contract goal or the amended contract goal. The Contractor shall notify the Bureau of Small Business Enterprises of any termination for reasons other than convenience, and shall obtain approval for inclusion of the substitute DBE in the Utilization Plan. If good faith efforts following a termination of a DBE for cause are not successful, the Contractor shall contact the Bureau and provide a full accounting of the efforts undertaken to obtain substitute DBE participation. The Bureau will evaluate the good faith efforts in light of all circumstances surrounding the performance status of the contract, and determine whether the contract goal should be amended.

- (c) The Contractor shall maintain a record of payments for work performed to the DBE participants. The records shall be made available to the Department for inspection upon request. After the performance of the final item of work or delivery of material by a DBE and final payment therefor to the DBE by the Contractor, but not later than thirty calendar days after payment has been made by the Department to the Contractor for such work or material, the Contractor shall submit a DBE Payment Report on Department form SBE 2115 to the Regional Engineer. If full and final payment has not been made to the DBE, the Report shall indicate whether a disagreement as to the payment required exists between the Contractor and the DBE or if the Contractor believes that the work has not been satisfactorily completed. If the Contractor does not have the full amount of work indicated in the Utilization Plan performed by the DBE companies indicated in the Plan, the Department will deduct from contract payments to the Contractor the amount of the goal not achieved as liquidated and ascertained damages.
- (d) The Department reserves the right to withhold payment to the Contractor to enforce the provisions of this Special Provision. Final payment shall not be made on the contract until such time as the Contractor submits sufficient documentation demonstrating achievement of the goal in accordance with this Special Provision or after liquidated damages have been determined and collected.
- (e) Notwithstanding any other provision of the contract, including but not limited to Article 109.09 of the Standard Specifications, the Contractor may request administrative reconsideration of a decision to deduct the amount of the goal not achieved as liquidated damages. A request to reconsider shall be delivered to the Contract Compliance Section and shall be handled and considered in the same manner as set forth in paragraph (c) of "Good Faith Effort Procedures" of this Special Provision, except a final decision that a good faith effort was not made during contract performance to achieve the goal agreed to in the Utilization Plan shall be the final administrative decision of the Department.

DOWEL BARS (BDE)

Effective: April 1, 2007

Revised: January 1, 2008

Revise the fifth and sixth sentences of Article 1006.11(b) of the Standard Specifications to read:

“The bars shall be epoxy coated according to AASHTO M 284, except the thickness of the epoxy shall be 7 to 12 mils (0.18 to 0.30 mm) and patching of the ends will not be required. The epoxy coating applicator shall be certified according to the current Bureau of Materials and Physical Research Policy Memorandum, “Epoxy Coating Plant Certification Procedure”. The Department will maintain an approved list.”

EQUIPMENT RENTAL RATES (BDE)

Effective: August 2, 2007

Revised: January 2, 2008

Replace the second and third paragraphs of Article 105.07(b)(4)a. of the Standard Specifications with the following:

“Equipment idled which cannot be used on other work, and which is authorized to standby on the project site by the Engineer, will be paid for according to Article 109.04(b)(4).”

Replace Article 109.04(b)(4) of the Standard Specifications with the following:

“(4) Equipment. Equipment used for extra work shall be authorized by the Engineer. The equipment shall be specifically described, be of suitable size and capacity for the work to be performed, and be in good operating condition. For such equipment, the Contractor will be paid as follows.

- a. Contractor Owned Equipment. Contractor owned equipment will be paid for by the hour using the applicable FHWA hourly rate from the “Equipment Watch Rental Rate Blue Book” (Blue Book) in effect when the force account work begins. The FHWA hourly rate is calculated as follows.

$$\text{FHWA hourly rate} = (\text{monthly rate}/176) \times (\text{model year adj.}) \times (\text{Illinois adj.}) + \text{EOC}$$

Where: EOC = Estimated Operating Costs per hour (from the Blue Book)

The time allowed will be the actual time the equipment is operating on the extra work. For the time required to move the equipment to and from the site of the extra work and any authorized idle (standby) time, payment will be made at the following hourly rate: $0.5 \times (\text{FHWA hourly rate} - \text{EOC})$.

All time allowed shall fall within the working hours authorized for the extra work.

The rates above include the cost of fuel, oil, lubrication, supplies, small tools, necessary attachments, repairs, overhaul and maintenance of any kind, depreciation, storage, overhead, profits, insurance, and all incidentals. The rates do not include labor.

The Contractor shall submit to the Engineer sufficient information for each piece of equipment and its attachments to enable the Engineer to determine the proper equipment category. If a rate is not established in the Blue Book for a particular piece of equipment, the Engineer will establish a rate for that piece of equipment that is consistent with its cost and use in the industry.

- b. Rented Equipment. Whenever it is necessary for the Contractor to rent equipment to perform extra work, the rental and transportation costs of the equipment plus five percent for overhead will be paid. In no case shall the rental rates exceed those of established distributors or equipment rental agencies.

All prices shall be agreed to in writing before the equipment is used.”

EROSION AND SEDIMENT CONTROL DEFICIENCY DEDUCTION (BDE)

Effective: April 1, 2007

Revise Article 105.03(a) of the Standard Specifications to read:

- “(a) Erosion and Sediment Control Deficiency Deduction. When the Engineer is notified or determines an erosion and/or sediment control deficiency(s) exists, he/she will notify and direct the Contractor to correct the deficiency within a specified time. The specified time, which begins upon notification to the Contractor, will be from 1/2 hour to 1 week based on the urgency of the situation and the nature of the deficiency. The Engineer will be the sole judge.

A deficiency may be any lack of repair, maintenance, or implementation of erosion and/or sediment control devices included in the contract, or any failure to comply with the conditions of the National Pollutant Discharge Elimination System (NPDES) Storm Water Permit for Construction Site Activities. A deficiency may also be applied to situations where corrective action is not an option such as the failure to participate in a jobsite inspection of the project, failure to install required measures prior to initiating earth moving operations, disregard of concrete washout requirements, or other disregard of the NPDES permit.

If the Contractor fails to correct a deficiency within the specified time, a daily monetary deduction will be imposed for each calendar day or fraction thereof the deficiency exists. The calendar day(s) will begin with notification to the Contractor and end with the Engineer’s acceptance of the correction. The daily monetary deduction will be either \$1000.00 or 0.05 percent of the awarded contract value, whichever is greater. For those deficiencies where corrective action was not an option, the monetary deduction will be immediate and will be valued at one calendar day.”

HOT-MIX ASPHALT - FIELD VOIDS IN THE MINERAL AGGREGATE (BDE)

Effective: April 1, 2007

Revised: April 1, 2008

Add the following to the table in Article 1030.05(d)(2)a. of the Standard Specifications:

"Parameter	Frequency of Tests	Frequency of Tests	Test Method See Manual of Test Procedures for Materials
	High ESAL Mixture Low ESAL Mixture	All Other Mixtures	
VMA	Day's production ≥ 1200 tons: 1 per half day of production	N/A	Illinois-Modified AASHTO R 35
Note 5.	Day's production < 1200 tons: 1 per half day of production for first 2 days and 1 per day thereafter (first sample of the day)		

Note 5. The G_{sb} used in the voids in the mineral aggregate (VMA) calculation shall be the same average G_{sb} value listed in the mix design."

Add the following to the Control Limits table in Article 1030.05(d)(4) of the Standard Specifications:

"CONTROL LIMITS			
Parameter	High ESAL Low ESAL	High ESAL Low ESAL	All Other
	Individual Test	Moving Avg. of 4	Individual Test
VMA	-0.7 % ^{2/}	-0.5 % ^{2/}	N/A

2/ Allowable limit below minimum design VMA requirement"

Add the following to the table in Article 1030.05(d)(5) of the Standard Specifications:

"CONTROL CHART REQUIREMENTS	High ESAL Low ESAL	All Other
	VMA"	

Revise the heading of Article 1030.05(d)(6)a.1. of the Standard Specifications to read:

"1. Voids, VMA, and Asphalt Binder Content."

Revise the first sentence of the first paragraph of Article 1030.05(d)(6)a.1.(a.) of the Standard Specifications to read:

"If the retest for voids, VMA, or asphalt binder content exceeds control limits, HMA production shall cease and immediate corrective action shall be instituted by the Contractor."

Revise the table in Article 1030.05(e) of the Standard Specifications to read:

“Test Parameter	Acceptable Limits of Precision
% Passing: ^{1/}	
1/2 in. (12.5 mm)	5.0 %
No. 4 (4.75 mm)	5.0 %
No. 8 (2.36 mm)	3.0 %
No. 30 (600 μm)	2.0 %
Total Dust Content No. 200 (75 μm) ^{1/}	2.2 %
Asphalt Binder Content	0.3 %
Maximum Specific Gravity of Mixture	0.026
Bulk Specific Gravity	0.030
VMA	1.4 %
Density (% Compaction)	1.0 % (Correlated)

1/ Based on washed ignition.”

HOT-MIX ASPHALT – PLANT TEST FREQUENCY (BDE)

Effective: April 1, 2008

Revise the table in Article 1030.05(d)(2)a. of the Standard Specifications to read:

“Parameter	Frequency of Tests	Frequency of Tests	Test Method See Manual of Test Procedures for Materials
	High ESAL Mixture Low ESAL Mixture	All Other Mixtures	
Aggregate Gradation Hot bins for batch and continuous plants. Individual cold-feed or combined belt- feed for drier drum plants. % passing sieves: 1/2 in. (12.5 mm), No. 4 (4.75 mm), No. 8 (2.36 mm), No. 30 (600 μm) No. 200 (75 μm) Note 1.	1 dry gradation per day of production (either morning or afternoon sample). and 1 washed ignition oven test on the mix per day of production (conduct in the afternoon if dry gradation is conducted in the morning or vice versa). Note 3. Note 4.	1 gradation per day of production. The first day of production shall be a washed ignition oven test on the mix. Thereafter, the testing shall alternate between dry gradation and washed ignition oven test on the mix. Note 4.	Illinois Procedure

Asphalt Binder Content by Ignition Oven Note 2.	1 per half day of production	1 per day	Illinois-Modified AASHTO T 308
Air Voids Bulk Specific Gravity of Gyratory Sample	Day's production \geq 1200 tons: 1 per half day of production Day's production < 1200 tons: 1 per half day of production for first 2 days and 1 per day thereafter (first sample of the day)	1 per day	Illinois-Modified AASHTO T 312
Maximum Specific Gravity of Mixture	Day's production \geq 1200 tons: 1 per half day of production Day's production < 1200 tons: 1 per half day of production for first 2 days and 1 per day thereafter (first sample of the day)	1 per day	Illinois-Modified AASHTO T 209"

HOT-MIX ASPHALT – TRANSPORTATION (BDE)

Effective: April 1, 2008

Revise Article 1030.08 of the Standard Specifications to read:

“1030.08 Transportation. Vehicles used in transporting HMA shall have clean and tight beds. The beds shall be sprayed with asphalt release agents from the Department’s approved list. In lieu of a release agent, the Contractor may use a light spray of water with a light scatter of manufactured sand (FA 20 or FA 21) evenly distributed over the bed of the vehicle. After spraying, the bed of the vehicle shall be in a completely raised position and it shall remain in this position until all excess asphalt release agent or water has been drained.

When the air temperature is below 60 °F (15 °C), the bed, including the end, endgate, sides and bottom shall be insulated with fiberboard, plywood or other approved insulating material and shall have a thickness of not less than 3/4 in (20 mm). When the insulation is placed inside the bed, the insulation shall be covered with sheet steel approved by the Engineer. Each vehicle shall be equipped with a cover of canvas or other suitable material meeting the approval of the Engineer which shall be used if any one of the following conditions is present.

- (a) Ambient air temperature is below 60 °F (15 °C).
- (b) The weather is inclement.
- (c) The temperature of the HMA immediately behind the paver screed is below 250 °F (120 °C).

The cover shall extend down over the sides and ends of the bed for a distance of approximately 12 in. (300 mm) and shall be fastened securely. The covering shall be rolled back before the load is dumped into the finishing machine.”

MULTILANE PAVEMENT PATCHING (BDE)

Effective: November 1, 2002

Pavement broken and holes opened for patching shall be completed prior to weekend or holiday periods. Should delays of any type or for any reason prevent the completion of the work, temporary patches shall be constructed. Material able to support the average daily traffic and meeting the approval of the Engineer shall be used for the temporary patches. The cost of furnishing, placing, maintaining, removing and disposing of the temporary work, including traffic control, shall be the responsibility of the Contractor.

PAYMENTS TO SUBCONTRACTORS (BDE)

Effective: June 1, 2000

Revised: January 1, 2006

Federal regulations found at 49 CFR §26.29 mandate the Department to establish a contract clause to require Contractors to pay subcontractors for satisfactory performance of their subcontracts and to set the time for such payments.

State law also addresses the timing of payments to be made to subcontractors and material suppliers. Section 7 of the Prompt Payment Act, 30 ILCS 540/7, requires that when a Contractor receives any payment from the Department, the Contractor shall make corresponding, proportional payments to each subcontractor and material supplier performing work or supplying material within 15 calendar days after receipt of the Department payment. Section 7 of the Act further provides that interest in the amount of two percent per month, in addition to the payment due, shall be paid to any subcontractor or material supplier by the Contractor if the payment required by the Act is withheld or delayed without reasonable cause. The Act also provides that the time for payment required and the calculation of any interest due applies to transactions between subcontractors and lower-tier subcontractors and material suppliers throughout the contracting chain.

This Special Provision establishes the required federal contract clause, and adopts the 15 calendar day requirement of the State Prompt Payment Act for purposes of compliance with the federal regulation regarding payments to subcontractors. This contract is subject to the following payment obligations.

When progress payments are made to the Contractor according to Article 109.07 of the Standard Specifications, the Contractor shall make a corresponding payment to each subcontractor and material supplier in proportion to the work satisfactorily completed by each subcontractor and for the material supplied to perform any work of the contract. The proportionate amount of partial payment due to each subcontractor and material supplier throughout the contracting chain shall be determined by the quantities measured or otherwise determined as eligible for payment by the Department and included in the progress payment to the Contractor. Subcontractors and material suppliers shall be paid by the Contractor within 15 calendar days after the receipt of payment from the Department. The Contractor shall not hold retainage from the subcontractors. These obligations shall also apply to any payments made by subcontractors and material suppliers to their subcontractors and material suppliers; and to all payments made to lower tier subcontractors and material suppliers throughout the contracting chain. Any payment or portion of a payment subject to this provision may only be withheld from the subcontractor or material supplier to whom it is due for reasonable cause.

This Special Provision does not create any rights in favor of any subcontractor or material supplier against the State or authorize any cause of action against the State on account of any payment, nonpayment, delayed payment, or interest claimed by application of the State Prompt Payment Act. The Department will not approve any delay or postponement of the 15 day requirement except for reasonable cause shown after notice and hearing pursuant to Section 7(b) of the State Prompt Payment Act. State law creates other and additional remedies available to any subcontractor or material supplier, regardless of tier, who has not been paid for work properly performed or material furnished. These remedies are a lien against public funds set forth in Section 23(c) of the Mechanics Lien Act, 770 ILCS 60/23(c), and a recovery on the Contractor's payment bond according to the Public Construction Bond Act, 30 ILCS 550.

PLASTIC BLOCKOUTS FOR GUARDRAIL (BDE)

Effective: November 1, 2004

Revised: January 1, 2007

Add the following to Article 630.02 of the Standard Specifications:

“(g) Plastic Blockouts (Note 1.)

Note 1. Plastic blockouts may be used in lieu of wood blockouts for steel plate beam guardrail. The plastic blockouts shall be the minimum dimensions shown on the plans and shall be on the Department's approved list.”

POLYUREA PAVEMENT MARKING (BDE)

Effective: April 1, 2004

Revised: January 1, 2007

Description. This work shall consist of furnishing and applying pavement marking lines.

The type of polyurea pavement marking applied will be determined by the type of reflective media used. Polyurea Pavement Marking Type I shall use glass beads as a reflective media. Polyurea Pavement Marking Type II shall use a combination of composite reflective elements and glass beads as a reflective media.

Polyurea-based liquid pavement markings shall only be applied by Contractors on the list of Approved Polyurea Contractors maintained by the Engineer of Operations and in effect on the date of advertisement for bids.

Materials. Materials shall meet the following requirements:

- (a) Polyurea Pavement Marking. The polyurea pavement marking material shall consist of 100 percent solid two part system formulated and designed to provide a simple volumetric mixing ratio of two components (must be two or three volumes of Part A to one volume of Part B). No volatile or polluting solvents or fillers will be allowed.
- (b) Pigmentation. The pigment content by weight (mass) of component A shall be determined by low temperature ashing according to ASTM D 3723. The pigment content shall not vary more than ± two percent from the pigment content of the original qualified paint.

White Pigment shall be Titanium Dioxide meeting ASTM D 476 Type II, Rutile.

Yellow Pigment shall be an Organic Yellow and contain no heavy metals.

- (c) Environmental. Upon heating to application temperature, the material shall not exude fumes which are toxic or injurious to persons or property.
- (d) Daylight Reflectance. The daylight directional reflectance of the cured polyurea material (without reflective media) shall be a minimum of 80 percent (white) and 50 percent (yellow) relative to magnesium oxide when tested using a color spectrophotometer with a 45 degrees circumferential /zero degrees geometry, illuminant C, and two degrees observer angle. The color instrument shall measure the visible spectrum from 380 to 720 nm with a wavelength measurement interval and spectral bandpass of 10 nm. In addition, the color of the yellow polyurea shall visually match Color Number 33538 of Federal Standard 595a with chromaticity limits as follows:

X	0.490	0.475	0.485	0.539
Y	0.470	0.438	0.425	0.456

- (e) Weathering Resistance. The polyurea marking material, when mixed in the proper ratio and applied at 14 to 16 mils (0.35 to 0.41 mm) wet film thickness to an aluminum alloy panel (Federal Test Std. No. 141, Method 2013) and allowed to cure for 72 hours at room temperature, shall be subjected to accelerated weathering for 75 hours. The accelerated weathering shall be completed by using the light and water exposure apparatus (fluorescent UV - condensation type) and tested according to ASTM G 53.

The cycle shall consist of four hours UV exposure at 122 °F (50 °C) and four hours of condensation at 104 °F (40 °C). UVB 313 bulbs shall be used. At the end of the exposure period, the material shall show no substantial change in color or gloss.

- (f) Dry Time. The polyurea pavement marking material, when mixed in the proper ratio and applied at 14 to 16 mils (0.35 to 0.41 mm) wet film thickness and with the proper saturation of reflective media, shall exhibit a no-tracking time of ten minutes or less when tested according to ASTM D 711.

- (g) Adhesion. The catalyzed polyurea pavement marking materials when applied to a 4 x 4 x 2 in. (100 x 100 x 50 mm) concrete block, shall have a degree of adhesion which results in a 100 percent concrete failure in the performance of this test.

The concrete block shall be brushed on one side and have a minimum strength of 3500 psi (24,100 kPa). A 2 in. (50 mm) square film of the mixed polyurea shall be applied to the brushed surface and allowed to cure for 72 hours at room temperature. A 2 in. (50 mm) square cube shall be affixed to the surface of the polyurea by means of an epoxy glue. After the glue has cured for 24 hours, the polyurea specimen shall be placed on a dynamic testing machine in such a fashion so that the specimen block is in a fixed position and the 2 in. (50 mm) cube (glued to the polyurea surface) is attached to the dynamometer head. Direct upward pressure shall be slowly applied until the polyurea system fails. The location of the break and the amount of concrete failure shall be recorded.

- (h) Hardness. The polyurea pavement marking materials when tested according to ASTM D 2240, shall have a shore D hardness of between 70 and 100. Films shall be cast on a rigid substrate at 14 to 16 mils (0.35 to 0.41 mm) in thickness and allowed to cure at room temperature for 72 hours before testing.
- (i) Abrasion. The abrasion resistance shall be evaluated according to ASTM D 4060 using a Taber Abrader with a 1,000 gram load and CS 17 wheels. The duration of the test shall be 1,000 cycles. The loss shall be calculated by difference and be less than 120 mgs. The tests shall be run on cured samples of polyurea material which have been applied at a film thickness of 14 to 16 mils (0.35 to 0.41 mm) to code S-16 stainless steel plates. The films shall be allowed to cure at room temperature for at least 72 hours and not more than 96 hours before testing.
- (j) Reflective Media. The reflective media shall meet the following requirements:

- (1) Type I - The glass beads shall meet the requirements of Article 1095.07 of the Standard Specifications and the following requirements:

- a. First Drop Glass Beads. The first drop glass beads shall be tested by the standard visual method of large glass spheres adopted by the Department. The beads shall have a silane coating and meet the following sieve requirements:

U.S. Standard Sieve Number	Sieve Size	% Passing By Weight (mass)
12	1.70 mm	95-100
14	1.40 mm	75-95
16	1.18 mm	10-47
18	1.00 mm	0-7
20	850 µm	0-5

- b. Second Drop Glass Beads. The second drop glass beads shall meet the requirements of Article 1095.07 of the Standard Specifications for Type B.

- (2) Type II - The combination of microcrystalline ceramic elements and glass beads shall meet the following requirements:

a. First Drop Glass Beads. The first drop glass beads shall meet the following requirements:

1. Composition. The elements shall be composed of a titania opacified ceramic core having clear and or yellow tinted microcrystalline ceramic beads embedded to the outer surface.
2. Index of Refraction. All microcrystalline reflective elements embedded to the outer surface shall have an index of refraction of 1.8 when tested by the immersion method.
3. Acid Resistance. A sample of microcrystalline ceramic beads supplied by the manufacturer, shall show resistance to corrosion of their surface after exposure to a one percent solution (by weight (mass)) of sulfuric acid. Adding 0.2 oz (5.7 ml) of concentrated acid into the water shall make the one percent acid solution. This test shall be performed by taking a 1 x 2 in. (25 x 50 mm) sample and adhering it to the bottom of a glass tray and placing just enough acid solution to completely immerse the sample. The tray shall be covered with a piece of glass to prevent evaporation and allow the sample to be exposed for 24 hours under these conditions. The acid solution shall be decanted (do not rinse, touch, or otherwise disturb the bead surfaces) and the sample dried while adhered to the glass tray in a 150 °F (66 °C) oven for approximately 15 minutes. Microscope examination (20X) shall show no white (corroded) layer on the entire surface.

b. Second Drop Glass Beads. The second drop glass beads shall meet the requirements of Article 1095.07 of the Standard Specifications for Type B or the following manufacturer's specification:

1. Sieve Analysis. The glass beads shall meet the following sieve requirements:

U.S. Standard Sieve Number	Sieve Size	% Passing By Weight (mass)
20	850 μm	100
30	600 μm	75-95
50	300 μm	15-35
100	150 μm	0-5

The manufacturer of the glass beads shall certify that the treatment of the glass beads meets the requirements of the polyurea manufacturer.

2. Imperfections. The surface of the glass beads shall be free of pits and scratches. The glass beads shall be spherical in shape and shall contain a maximum of 20 percent by weight (mass) of irregular shapes when tested by the standard method using a vibratile inclined glass plate as adopted by the Department.
3. Index of Refraction. The index of refraction of the glass beads shall be a minimum of 1.50 when tested by the immersion method at 77 °F (25 °C).

- (k) Packaging. Microcrystalline ceramic reflective elements and glass beads shall be delivered in approved moisture proof bags or weather resistant bulk boxes. Each carton shall be legibly marked with the manufacturer, specifications and type, lot number, and the month and year the microcrystalline ceramic reflective elements and/or glass beads were packaged. The letters and numbers used in the stencils shall be a minimum of 1/2 in. (12.7 mm) in height.
- (1) Moisture Proof Bags. Moisture proof bags shall consist of at least five ply paper construction unless otherwise specified. Each bag shall contain 50 lb (22.7 kg) net.
- (2) Bulk Weather Resistance Boxes. Bulk weather resistance boxes shall conform to Federal Specification PPP-8-640D Class II or latest revision. Boxes are to be weather resistant, triple wall, fluted, corrugated-fiber board. Cartons shall be strapped with two metal straps. Straps shall surround the outside perimeter of the carton. The first strap shall be located approximately 2 in. (50 mm) from the bottom of the carton and the second strap shall be placed approximately in the middle of the carton. All cartons shall be shrink wrapped for protection from moisture. Cartons shall be lined with a minimum 4 mil polyester bag and meet Interstate Commerce Commission requirements. Cartons shall be approximately 38 x 38 in. (1 x 1 m), contain 2000 lb (910 kg) of microcrystalline ceramic reflective elements and/or glass beads and be supported on a wooden pallet with fiber straps.
- (l) Packaging. The material shall be shipped to the job site in substantial containers and shall be plainly marked with the manufacturer's name and address, the name and color of the material, date of manufacture, and batch number.
- (m) Verification. Prior to approval and use of the polyurea pavement marking materials, the manufacturer shall submit a notarized certification of an independent laboratory, together with the results of all tests, stating these materials meet the requirements as set forth herein. The certification test report shall state the lot tested, manufacturer's name, brand name of polyurea and date of manufacture. The certification shall be accompanied by one 1 pt (1/2 L) samples each of Part A and Part B. Samples shall be sent in the appropriate volumes for complete mixing of Part A and Part B.
- After approval by the Department, certification by the polyurea manufacturer shall be submitted for each batch used. New independent laboratory certified test results and samples for testing by the Department shall be submitted any time the manufacturing process or paint formulation is changed. All costs of testing (other than tests conducted by the Department) shall be borne by the manufacturer.
- (n) Acceptance samples. Acceptance samples shall consist of one 1 pt (1/2 L) samples of Part A and Part B, of each lot of paint. Samples shall be sent in the appropriate volumes for complete mixing of Part A and Part B. The samples shall be submitted to the Department for testing, together with a manufacturer's certification. The certification shall state the formulation for the lot represented is essentially identical to that used for qualification testing. All, acceptance samples will be taken by a representative of the Department. The polyurea pavement marking materials shall not be used until tests are completed and they have met the requirements as set forth herein.

- (o) Material Retainage. The manufacturer shall retain the test sample for a minimum of 18 months.

Equipment. The polyurea pavement marking compounds shall be applied through equipment specifically designed to apply two component liquid materials, glass beads and/or reflective elements in a continuous and skip-line pattern. The two-component liquid materials shall be applied after being accurately metered and then mixed with a static mix tube or airless impingement mixing guns. The static mixing tube or impingement mixing guns shall accommodate plural component material systems that have a volumetric ratio of 2 to 1 or 3 to 1. This equipment shall produce the required amount of heat at the mixing head and gun tip and maintain those temperatures within the tolerances specified. The guns shall have the capacity to deliver materials from approximately 1.5 to 3 gal/min (5.7 to 11.4 L/min) to compensate for a typical range of application speeds of 6 to 8 mph (10 to 13 km/h). The accessories such as spray tip, mix chamber, and rod diameter shall be selected according to the manufacturer's specifications to achieve proper mixing and an acceptable spray pattern. The application equipment shall be maneuverable to the extent that straight lines can be followed and normal curves can be made in a true arc. This equipment shall also have as an integral part of the gun carriage, a high pressure air spray capable of cleaning the pavement immediately prior to making application.

The equipment shall be capable of spraying both yellow and white polyurea, according to the manufacturer's recommended proportions and be mounted on a truck of sufficient size and stability with an adequate power source to produce lines of uniform dimensions and prevent application failure. The truck shall have at least two polyurea tanks each of 110 gal (415 L) minimum capacity and be equipped with hydraulic systems and agitators. It shall be capable of placing stripes on the left and right sides and placing two lines on a three-line system simultaneously with either line in a solid or intermittent pattern, in yellow or white, and applying the appropriate reflective media according to manufacturer's recommendations. All guns shall be in full view of operations at all times. The equipment shall have a metering device to register the accumulated installed quantities for each gun, each day. Each vehicle shall include at least one operator who shall be a technical expert in equipment operations and polyurea application techniques. Certification of equipment shall be provided at the pre-construction conference.

The mobile applicator shall include the following features:

- (a) Material Reservoirs. The applicator shall provide individual material reservoirs, or space for the storage of Part A and Part B of the resin composition.
- (b) Heating Equipment. The applicator shall be equipped with heating equipment of sufficient capacity to maintain the individual resin components at the manufacturer's recommended temperature of ± 5 °F (± 2.8 °C) for spray application.
- (c) Dispensing Equipment. The applicator shall be equipped with glass bead and/or reflective element dispensing equipment. The applicator shall be capable of applying the glass beads and/or reflective elements at a rate and combination indicated by the manufacturer.
- (d) Volumetric Usage. The applicator shall be equipped with metering devices or pressure gauges on the proportioning pumps as well as stroke counters to monitor volumetric usage. Metering devices or pressure gauges and stroke counters shall be visible to the Engineer.

- (e) Pavement Marking Placement. The applicator shall be equipped with all the necessary spray equipment, mixers, compressors and other appurtenances to allow for the placement of reflectorized pavement markings in a simultaneous sequence of operations.

The Contractor shall provide an accurate temperature-measuring device(s) that shall be capable of measuring the pavement temperature prior to application of the material, the material temperature at the gun tip and the material temperature prior to mixing.

CONSTRUCTION REQUIREMENTS

General. The pavement shall be cleaned by a method approved by the Engineer to remove all dirt, grease, glaze, or any other material that would reduce the adhesion of the markings with minimum or no damage to the pavement surface. New portland cement concrete pavements shall be air-blast-cleaned to remove all latents.

Widths, lengths, and shapes of the cleaned surface shall be of sufficient size to include the full area of the specified pavement marking to be placed.

The cleaning operation shall be a continuous moving operation process with minimum interruption to traffic.

Markings shall be applied to the cleaned surfaces on the same calendar day. If this cannot be accomplished, the surface shall be re-cleaned prior to applying the markings. No markings shall be applied until the Engineer approves the cleaning.

The pavement markings shall be applied to the cleaned road surface, during conditions of dry weather and subsequently dry pavement surfaces at a minimum uniform wet thickness of 15 mils (0.4 mm) according to the manufacturer's installation instructions. On new hot-mix asphalt (HMA) surfaces the pavement markings shall be applied at a minimum uniform wet thickness of 20 mils (0.5 mm). The application of and combination of reflective media (glass beads and/or reflective elements) shall be applied at a rate specified by the manufacturer. At the time of installation the pavement surface temperature and the ambient temperature shall be above 40 °F (4 °C) and rising. The pavement markings shall not be applied if the pavement shows any visible signs of moisture or it is anticipated that damage causing moisture, such as rain showers, may occur during the installation and set periods. The Engineer will determine the atmospheric conditions and pavement surface conditions that produce satisfactory results.

Using the application equipment, the pavement markings shall be applied in the following manner, as a simultaneous operation:

- (a) The surface shall be air-blasted to remove any dirt and residue.
- (b) The resin shall be mixed and heated according to manufacturer's recommendations and sprayed onto the pavement surface.

The edge of the center line or lane line shall be offset a minimum distance of 2 in. (50 mm) from a longitudinal crack or joint. Edge lines shall be approximately 2 in. (50 mm) from the edge of pavement. The finished center and lane lines shall be straight, with the lateral deviation of any 10 ft (3 m) line not to exceed 1 in. (25 mm).

Notification. The Contractor shall notify the Engineer 72 hours prior to the placement of the markings in order that he/she can be present during the operation. At the time of notification, the Contractor shall provide the Engineer the manufacturer and lot numbers of polyurea and reflective media that will be used.

Inspection. The polyurea pavement markings will be inspected following installation according to Article 780.10 of the Standard Specifications, except, no later than December 15, and inspected following a winter performance period that extends 180 days from December 15.

Method of Measurement. This work will be measured for payment in place, in feet (meters). Double yellow lines will be measured as two separate lines.

Basis of Payment. This work will be paid for at the contract unit price per foot (meter) for POLYUREA PAVEMENT MARKING TYPE I – LINE of the line width specified or for POLYUREA PAVEMENT MARKING TYPE II – LINE of the line width specified.

PRECAST CONCRETE HANDLING HOLES (BDE)

Effective: January 1, 2007

Add the following to Article 540.02 of the Standard Specifications:

“(g) Handling Hole Plugs..... 1042.16“

Add the following paragraph after the sixth paragraph of Article 540.06 of the Standard Specifications:

“Handling holes shall be filled with a precast concrete plug and sealed with mastic or mortar, or filled with a polyethylene plug. The plug shall not project beyond the inside surface after installation. When metal lifting inserts are used, their sockets shall be filled with mastic or mortar.”

Add the following to Article 542.02 of the Standard Specifications:

“(ee) Handling Hole Plugs 1042.16“

Revise the fifth paragraph of Article 542.04(d) of the Standard Specifications to read:

“Handling holes in concrete pipe shall be filled with a precast concrete plug and sealed with mastic or mortar; or filled with a polyethylene plug. The plug shall not project beyond the inside surface after installation.”

Add the following to Article 550.02 of the Standard Specifications:

“(o) Handling Hole Plugs..... 1042.16“

Replace the fourth sentence of the fifth paragraph of Article 550.06 of the Standard Specifications with the following:

“Handling holes in concrete pipe shall be filled with a precast concrete plug and sealed with mastic or mortar; or filled with a polyethylene plug. The plug shall not project beyond the inside surface after installation.”

Add the following to Article 602.02 of the Standard Specifications:

“(p) Handling Hole Plugs..... 1042.16(a)”

Replace the fifth sentence of the first paragraph of Article 602.07 of the Standard Specifications with the following:

“Handling holes shall be filled with a precast concrete plug and sealed with mastic or mortar. The plug shall not project beyond the inside surface after installation. When metal lifting inserts are used, their sockets shall be filled with mastic or mortar.”

Add the following to Section 1042 of the Standard Specifications:

“**1042.16 Handling Hole Plugs.** Plugs for handling holes in precast concrete products shall be as follows.

- (a) Precast Concrete Plug. The precast concrete plug shall have a tapered shape and shall have a minimum compressive strength of 3000 psi (20,700 kPa) at 28 days.
- (b) Polyethylene Plug. The polyethylene plug shall have a “mushroom” shape with a flat round top and a stem with three different size ribs. The plug shall fit snugly and cover the handling hole.

The plug shall be according to the following.

Mechanical Properties	Test Method	Value (min.)
Flexural Modulus	ASTM D 790	3300 psi (22,750 kPa)
Tensile Strength (Break)	ASTM D 638	1600 psi (11,030 kPa)
Tensile Strength (Yield)	ASTM D 638	1200 psi (8270 kPa)

Thermal Properties	Test Method	Value (min.)
Brittle Temperature	ASTM D 746	-49 °F (-45 °C)
Vicat Softening Point	ASTM D 1525	194 °F (90 °C)”

RECLAIMED ASPHALT PAVEMENT (RAP) (BDE)

Effective: January 1, 2007

Revised: August 1, 2007

In Article 1030.02(g), delete the last sentence of the first paragraph in (Note 2).

Revise Section 1031 of the Standard Specifications to read:

“SECTION 1031. RECLAIMED ASPHALT PAVEMENT

1031.01 Description. Reclaimed asphalt pavement (RAP) is reclaimed asphalt pavement resulting from cold milling or crushing of an existing dense graded hot-mix asphalt (HMA) pavement. The Contractor shall supply written documentation that the RAP originated from routes or airfields under federal, state, or local agency jurisdiction.

1031.02 Stockpiles. The Contractor shall construct individual, sealed RAP stockpiles meeting one of the following definitions. No additional RAP shall be added to the pile after the pile has been sealed. Stockpiles shall be sufficiently separated to prevent intermingling at the base. Stockpiles shall be identified by signs indicating the type as listed below (i.e. "Homogeneous Surface").

Prior to milling, the Contractor shall request the District to provide verification of the quality of the RAP to clarify appropriate stockpile.

- (a) Homogeneous. Homogeneous RAP stockpiles shall consist of RAP from Class I, Superpave (High ESAL), HMA (High ESAL), or equivalent mixtures and represent: 1) the same aggregate quality, but shall be at least C quality; 2) the same type of crushed aggregate (either crushed natural aggregate, ACBF slag, or steel slag); 3) similar gradation; and 4) similar asphalt binder content. If approved by the Engineer, combined single pass surface/binder millings may be considered "homogenous" with a quality rating dictated by the lowest coarse aggregate quality present in the mixture.
- (b) Conglomerate 5/8. Conglomerate 5/8 RAP stockpiles shall consist of RAP from Class I, Superpave (High ESAL), HMA (High ESAL), or equivalent mixtures. The coarse aggregate in this RAP shall be crushed aggregate and may represent more than one aggregate type and/or quality but shall be at least C quality. This RAP may have an inconsistent gradation and/or asphalt binder content prior to processing. All conglomerate 5/8 RAP shall be processed prior to testing by crushing to where all RAP shall pass the 5/8 in. (16 mm) or smaller screen. Conglomerate 5/8 RAP stockpiles shall not contain steel slag or other expansive material as determined by the Department.
- (c) Conglomerate 3/8. Conglomerate 3/8 RAP stockpiles shall consist of RAP from Class I, Superpave (High ESAL), HMA (High ESAL), or equivalent mixtures. The coarse aggregate in this RAP shall be crushed aggregate and may represent more than one aggregate type and/or quality but shall be at least B quality. This RAP may have an inconsistent gradation and/or asphalt binder content prior to processing. All conglomerate 3/8 RAP shall be processed prior to testing by crushing to where all RAP shall pass the 3/8 in. (9.5 mm) or smaller screen. Conglomerate 3/8 RAP stockpiles shall not contain steel slag or other expansive material as determined by the Department.
- (d) Conglomerate "D" Quality (DQ). Conglomerate DQ RAP stockpiles shall consist of RAP from Class I, Superpave (High or Low ESAL), HMA (High or Low ESAL), or equivalent mixtures. The coarse aggregate in this RAP may be crushed or round but shall be at least D quality. This RAP may have an inconsistent gradation and/or asphalt binder content. Conglomerate DQ RAP stockpiles shall not contain steel slag or other expansive material as determined by the Department.
- (e) Non-Quality. RAP stockpiles that do not meet the requirements of the stockpile categories listed above shall be classified as "Non-Quality".

RAP containing contaminants, such as earth, brick, sand, concrete, sheet asphalt, bituminous surface treatment (i.e. chip seal), pavement fabric, joint sealants, etc., will be unacceptable unless the contaminants are removed to the satisfaction of the Engineer. Sheet asphalt shall be stockpiled separately.

1031.03 Testing. When used in HMA, the RAP shall be sampled and tested either during or after stockpiling.

For testing during stockpiling, washed extraction samples shall be run at the minimum frequency of one sample per 500 tons (450 metric tons) for the first 2000 tons (1800 metric tons) and one sample per 2000 tons (1800 metric tons) thereafter. A minimum of five tests shall be required for stockpiles less than 4000 tons (3600 metric tons).

For testing after stockpiling, the Contractor shall submit a plan for approval to the District proposing a satisfactory method of sampling and testing the RAP pile either in-situ or by restockpiling. The sampling plan shall meet the minimum frequency required above and detail the procedure used to obtain representative samples throughout the pile for testing.

Before extraction, each field sample shall be split to obtain two samples of test sample size. One of the two test samples from the final split shall be labeled and stored for Department use. The Contractor shall extract the other test sample according to Department procedure. The Engineer reserves the right to test any sample (split or Department-taken) to verify Contractor test results.

- (a) Testing Conglomerate 3/8. In addition to the requirements above, conglomerate 3/8 RAP shall be tested for maximum theoretical specific gravity (G_{mm}) at a frequency of one sample per 500 tons (450 metric tons) for the first 2000 tons (1800 metric tons) and one sample per 2000 tons (1800 metric tons) thereafter. A minimum of five tests shall be required for stockpiles less than 4000 tons (3600 metric tons).
- (b) Evaluation of Test Results. All of the extraction results shall be compiled and averaged for asphalt binder content and gradation and, when applicable G_{mm} . Individual extraction test results, when compared to the averages, will be accepted if within the tolerances listed below.

Parameter	Homogeneous / Conglomerate	Conglomerate "D" Quality
1 in. (25 mm)		± 5 %
1/2 in. (12.5 mm)	± 8 %	± 15 %
No. 4 (4.75 mm)	± 6 %	± 13 %
No. 8 (2.36 mm)	± 5 %	
No. 16 (1.18 mm)		± 15 %
No. 30 (600 μm)	± 5 %	
No. 200 (75 μm)	± 2.0 %	± 4.0 %
Asphalt Binder	± 0.4 % ^{1/}	± 0.5 %
G_{mm}	± 0.02 ^{2/}	

1/ The tolerance for conglomerate 3/8 shall be ± 0.3 %.

- 2/ Applies only to conglomerate 3/8. When variation of the G_{mm} exceeds the ± 0.02 tolerance, a new conglomerate 3/8 stockpile shall be created which will also require an additional mix design.

If more than 20 percent of the individual sieves are out of the gradation tolerances, or if more than 20 percent of the asphalt binder content test results fall outside the appropriate tolerances, the RAP shall not be used in HMA unless the RAP representing the failing tests is removed from the stockpile. All test data and acceptance ranges shall be sent to the District for evaluation.

With the approval of the Engineer, the ignition oven may be substituted for extractions according to the Illinois Test Procedure, "Calibration of the Ignition Oven for the Purpose of Characterizing Reclaimed Asphalt Pavement (RAP)".

1031.04 Quality Designation of Aggregate in RAP. The quality of the RAP shall be set by the lowest quality of coarse aggregate in the RAP stockpile and are designated as follows.

- (a) RAP from Class I, Superpave (High ESAL), or HMA (High ESAL) surface mixtures are designated as containing Class B quality coarse aggregate.
- (b) RAP from Superpave (Low ESAL)/HMA (Low ESAL) IL-19.0L binder and IL-9.5L surface mixtures are designated as Class D quality coarse aggregate.
- (c) RAP from Class I, Superpave (High ESAL), or HMA (High ESAL) binder mixtures, bituminous base course mixtures, and bituminous base course widening mixtures are designated as containing Class C quality coarse aggregate.
- (d) RAP from bituminous stabilized subbase and BAM shoulders are designated as containing Class D quality coarse aggregate.

1031.05 Use of RAP in HMA. The use of RAP in HMA shall be as follows.

- (a) Coarse Aggregate Size. The coarse aggregate in all RAP shall be equal to or less than the nominal maximum size requirement for the HMA mixture to be produced.
- (b) Steel Slag Stockpiles. RAP stockpiles containing steel slag or other expansive material, as determined by the Department, shall be homogeneous and will be approved for use in HMA (High ESAL and Low ESAL) surface mixtures only.
- (c) Use in HMA Surface Mixtures (High and Low ESAL). RAP stockpiles for use in HMA surface mixtures (High and Low ESAL) shall be either homogeneous or conglomerate 3/8, in which the coarse aggregate is Class B quality or better.
- (d) Use in HMA Binder Mixtures (High and Low ESAL), HMA Base Course, and HMA Base Course Widening. RAP stockpiles for use in HMA binder mixtures (High and Low ESAL), HMA base course, and HMA base course widening shall be homogeneous, conglomerate 5/8, or conglomerate 3/8, in which the coarse aggregate is Class C quality or better.

- (e) Use in Shoulders and Subbase. RAP stockpiles for use in HMA shoulders and stabilized subbase (HMA) shall be homogeneous, conglomerate 5/8, conglomerate 3/8, or conglomerate DQ.
- (f) The use of RAP shall be a contractor's option when constructing HMA in all contracts. When the contractor chooses the RAP option, the percentage of RAP shall not exceed the amounts indicated in the table for a given N Design.

Max RAP Percentage

HMA MIXTURES ^{1/, 3/}	MAXIMUM % RAP		
	Binder/Leveling Binder	Surface	Polymer Modified
Ndesign 30	30	30	10
50	25	15	10
70	15 / 25 ^{2/}	10 / 15 ^{2/}	10
90	10	10	10
105	10	10	10

- 1/ For HMA Shoulder and Stabilized Sub-Base (HMA) N-30, the amount of RAP shall not exceed 50% of the mixture.
- 2/ Value of Max % RAP if 3/8 RAP is utilized.
- 3/ When RAP exceeds 20%, the high & low virgin asphalt binder grades shall each be reduced by one grade (i.e. 25% RAP would require a virgin asphalt binder grade of PG64-22 to be reduced to a PG58-28).

1031.06 HMA Mix Designs. At the Contractor's option, HMA mixtures may be constructed utilizing RAP material meeting the above detailed requirements.

RAP designs shall be submitted for volumetric verification. If additional RAP stockpiles are tested and found that no more than 20 percent of the results, as defined under "Testing" herein, are outside of the control tolerances set for the original RAP stockpile and HMA mix design, and meets all of the requirements herein, the additional RAP stockpiles may be used in the original mix design at the percent previously verified.

1031.07 HMA Production. The coarse aggregate in all RAP used shall be equal to or less than the nominal maximum size requirement for the HMA mixture being produced.

To remove or reduce agglomerated material, a scalping screen, crushing unit, or comparable sizing device approved by the Engineer shall be used in the RAP feed system to remove or reduce oversized material. If material passing the sizing device adversely affects the mix production or quality of the mix, the sizing device shall be set at a size specified by the Engineer.

If the RAP control tolerances or QC/QA test results require corrective action, the Contractor shall cease production of the mixture containing RAP and either switch to the virgin aggregate design or submit a new RAP design. When producing mixtures containing conglomerate 3/8 RAP, a positive dust control system shall be utilized.

HMA plants utilizing RAP shall be capable of automatically recording and printing the following information.

(a) Dryer Drum Plants.

- (1) Date, month, year, and time to the nearest minute for each print.
- (2) HMA mix number assigned by the Department.
- (3) Accumulated weight of dry aggregate (combined or individual) in tons (metric tons) to the nearest 0.1 ton (0.1 metric ton).
- (4) Accumulated dry weight of RAP in tons (metric tons) to the nearest 0.1 ton (0.1 metric ton).
- (5) Accumulated mineral filler in revolutions, tons (metric tons), etc. to the nearest 0.1 unit.
- (6) Accumulated asphalt binder in gallons (liters), tons (metric tons), etc. to the nearest 0.1 unit.
- (7) Residual asphalt binder in the RAP material as a percent of the total mix to the nearest 0.1 percent.
- (8) Aggregate and RAP moisture compensators in percent as set on the control panel. (Required when accumulated or individual aggregate and RAP are printed in wet condition.)

(b) Batch Plants.

- (1) Date, month, year, and time to the nearest minute for each print.
- (2) HMA mix number assigned by the Department.
- (3) Individual virgin aggregate hot bin batch weights to the nearest pound (kilogram).
- (4) Mineral filler weight to the nearest pound (kilogram).
- (5) RAP weight to the nearest pound (kilogram).
- (6) Virgin asphalt binder weight to the nearest pound (kilogram).
- (7) Residual asphalt binder in the RAP material as a percent of the total mix to the nearest 0.1 percent.

The printouts shall be maintained in a file at the plant for a minimum of one year or as directed by the Engineer and shall be made available upon request. The printing system will be inspected by the Engineer prior to production and verified at the beginning of each construction season thereafter.

1031.08 RAP in Aggregate Surface Course and Aggregate Shoulders. The use of RAP in aggregate surface course and aggregate shoulders shall be as follows.

- (a) Stockpiles and Testing. RAP stockpiles may be any of those listed in Article 1031.02, except "Other". The testing requirements of Article 1031.03 shall not apply.
- (b) Gradation. One hundred percent of the RAP material shall pass the 1 1/2 in. (37.5 mm) sieve. The RAP material shall be reasonably well graded from coarse to fine. RAP material that is gap-graded or single sized will not be accepted."

REFLECTIVE SHEETING ON CHANNELIZING DEVICES (BDE)

Effective: April 1, 2007

Revise the seventh paragraph of Article 1106.02 of the Standard Specifications to read:

"At the time of manufacturing, the retroreflective prismatic sheeting used on channelizing devices shall meet or exceed the initial minimum coefficient of retroreflection as specified in the following table. Measurements shall be conducted according to ASTM E 810, without averaging. Sheeting used on cones, drums and flexible delineators shall be reboundable as tested according to ASTM D 4956. Prestriped sheeting for rigid substrates on barricades shall be white and orange.

Initial Minimum Coefficient of Retroreflection candelas/foot candle/sq ft (candelas/lux/sq m) of material				
Observation Angle (deg.)	Entrance Angle (deg.)	White	Orange	Fluorescent Orange
0.2	-4	365	160	150
0.2	+30	175	80	70
0.5	-4	245	100	95
0.5	+30	100	50	40"

Revise the first sentence of the first paragraph of Article 1106.02(c) of the Standard Specifications to read:

"Barricades and vertical panels shall have alternating white and orange stripes sloping downward at 45 degrees toward the side on which traffic will pass."

Revise the third sentence of the first paragraph of Article 1106.02(d) of the Standard Specifications to read:

"The bottom panels shall be 8 x 24 in. (200 x 600 mm) with alternating white and orange stripes sloping downward at 45 degrees toward the side on which traffic will pass."

REINFORCEMENT BARS (BDE)

Effective: November 1, 2005

Revised: January 2, 2008

Revise Article 1006.10(a) of the Standard Specifications to read:

“ (a) Reinforcement Bars. Reinforcement bars will be accepted according to the current Bureau of Materials and Physical Research Policy Memorandum, “Reinforcement Bar and/or Dowel Bar Plant Certification Procedure”. The Department will maintain an approved list of producers.

(1) Reinforcement Bars (Non-Coated). Reinforcement bars shall be according to ASTM A 706 (A 706M), Grade 60 (420) for deformed bars and the following.

- a. For straight bars furnished in cut lengths and with a well-defined yield point, the yield point shall be determined as the elastic peak load, identified by a halt or arrest of the load indicator before plastic flow is sustained by the bar and dividing it by the nominal cross-sectional area of the bar.
- b. For bars without a well-defined yield point, including bars straightened from coils, the yield strength shall be determined by taking the corresponding load at 0.005 strain as measured by an extensometer (0.5% elongation under load) and dividing it by the nominal cross-sectional area of the bar.
- c. For bars straightened from coils or bars bent from fabrication, there shall be no upper limit on yield strength; and for bar designation Nos. 3 - 6 (10 - 19), the elongation after rupture shall be at least 9%.
- d. Heat Numbers. Bundles or bars at the construction site shall be marked or tagged with heat identification numbers of the bar producer.
- e. Guided Bend Test. Bars may be subject to a guided bend test across two pins which are free to rotate, where the bending force shall be centrally applied with a fixed or rotating pin of a certain diameter as specified in Table 3 of ASTM A 706 (A 706M). The dimensions and clearances of this guided bend test shall be according to ASTM E 190.
- f. Spiral Reinforcement. Spiral reinforcement shall be deformed or plain bars conforming to the above requirements or cold-drawn steel wire conforming to AASHTO M 32.

(2) Epoxy Coated Reinforcement Bars. Epoxy coated reinforcement bars shall be according to Article 1006.10(a)(1) and shall be epoxy coated according to AASHTO M 284 (M 284M) and the following.

- a. Certification. The epoxy coating applicator shall be certified according to the current Bureau of Materials and Physical Research Policy Memorandum, “Epoxy Coating Plant Certification Procedure”. The Department will maintain an approved list.
- b. Coating Thickness. The thickness of the epoxy coating shall be 7 to 12 mils (0.18 to 0.30 mm). When spiral reinforcement is coated after fabrication, the thickness of the epoxy coating shall be 7 to 20 mils (0.18 to 0.50 mm).

- c. Cutting Reinforcement. Reinforcement bars may be sheared or sawn to length after coating, providing the end damage to the coating does not extend more than 0.5 in. (13 mm) back and the cut is patched before any visible rusting appears. Flame cutting will not be permitted.”

SEEDING (BDE)

Effective: July 1, 2004

Revised: August 1, 2007

Revise the following seeding mixtures shown in Table 1 of Article 250.07 of the Standard Specifications to read:

"Table 1 - SEEDING MIXTURES		
Class – Type	Seeds	lb/acre (kg/hectare)
2 Roadside Mixture 7/	Tall Fescue (Inferno, Tarheel II, Quest, Blade Runner, or Falcon IV)	100 (110)
	Perennial Ryegrass	50 (55)
	Creeping Red Fescue	40 (50)
	Red Top	10 (10)
2A Salt Tolerant Roadside Mixture 7/	Tall Fescue (Inferno, Tarheel II, Quest, Blade Runner, or Falcon IV)	60 (70)
	Perennial Ryegrass	20 (20)
	Red Fescue (Audubon, Sea Link, or Epic)	30 (20)
	Hard Fescue (Rescue 911, Spartan II, or Reliant IV)	30 (20)
	Fults Salt Grass 1/	60 (70)”

Revise Table II of Article 1081.04(c)(6) of the Standard Specifications to read:

TABLE II						
Variety of Seeds	Hard Seed	Purity	Pure Live	Weed	Secondary *	Notes
	%	%	Seed %	%	Noxious Weeds	
	Max.	Min.	Min.	Max.	No. per oz (kg) Max. Permitted	
Alfalfa	20	92	89	0.50	6 (211)	1/
Clover, Alsike	15	92	87	0.30	6 (211)	2/
Red Fescue, Audubon	0	97	82	0.10	3 (105)	-
Red Fescue, Creeping	-	97	82	1.00	6 (211)	-
Red Fescue, Epic	-	98	83	0.05	1 (35)	-
Red Fescue, Sea Link	-	98	83	0.10	3 (105)	-
Tall Fescue, Blade Runner	-	98	83	0.10	2 (70)	-
Tall Fescue, Falcon IV	-	98	83	0.05	1 (35)	-
Tall Fescue, Inferno	0	98	83	0.10	2 (70)	-
Tall Fescue, Tarheel II	-	97	82	1.00	6 (211)	-
Tall Fescue, Quest	0	98	83	0.10	2 (70)	-
Fults Salt Grass	0	98	85	0.10	2 (70)	-
Kentucky Bluegrass	-	97	80	0.30	7 (247)	4/
Oats	-	92	88	0.50	2 (70)	3/
Redtop	-	90	78	1.80	5 (175)	3/

Ryegrass, Perennial, Annual	-	97	85	0.30	5 (175)	3/
Rye, Grain, Winter	-	92	83	0.50	2 (70)	3/
Hard Fescue, Reliant IV	-	98	83	0.05	1 (35)	-
Hard Fescue, Rescue 911	0	97	82	0.10	3 (105)	-
Hard Fescue, Spartan II	-	98	83	0.10	3 (105)	-
Timothy	-	92	84	0.50	5 (175)	3/
Wheat, hard Red Winter	-	92	89	0.50	2 (70)	3/

Revise the first sentence of the first paragraph of Article 1081.04(c)(7) of the Standard Specifications to read:

“The seed quantities indicated per acre (hectare) for Prairie Grass Seed in Classes 3, 3A, 4, 4A, 6, and 6A in Article 250.07 shall be the amounts of pure, live seed per acre (hectare) for each species listed.”

SELF-CONSOLIDATING CONCRETE FOR PRECAST PRODUCTS (BDE)

Effective: July 1, 2004

Revised: January 1, 2007

Definition. Self-consolidating concrete is a flowable mixture that does not require mechanical vibration for consolidation.

Usage. Self-consolidating concrete may be used for precast concrete products.

Materials. Materials shall be according to Section 1021 of the Standard Specifications.

Mix Design Criteria. The mix design criteria shall be as follows:

- (a) The minimum cement factor shall be according to Article 1020.04 of the Standard Specifications. If the maximum cement factor is not specified, it shall not exceed 7.05 cwt/cu yd (418 kg/cu m).
- (b) The maximum allowable water/cement ratio shall be according to Article 1020.04 of the Standard Specifications or 0.44, whichever is lower.
- (c) The slump requirements of Article 1020.04 of the Standard Specifications shall not apply.
- (d) The coarse aggregate gradations shall be CA 13, CA 14, CA 16, or a blend of these gradations. CA 11 may be used when the Contractor provides satisfactory evidence to the Engineer that the mix will not segregate. The fine aggregate proportion shall be a maximum 50 percent by weight (mass) of the total aggregate used.
- (e) The slump flow range shall be ± 2 in. (± 50 mm) of the Contractor target value, and within the overall Department range of 20 in. (510 mm) minimum to 28 in. (710 mm) maximum.
- (f) The visual stability index shall be a maximum of 1.

- (g) The J-ring value shall be a maximum of 4 in. (100 mm). The Contractor may specify a lower maximum in the mix design.
- (h) The L-box blocking ratio shall be a minimum of 60 percent. The Contractor may specify a higher minimum in the mix design.
- (i) The column segregation index shall be a maximum 15 percent.
- (j) The hardened visual stability index shall be a maximum of 1.

Placing and Consolidating. The maximum distance of horizontal flow from the point of deposit shall be 25 ft (7.6 m), unless approved otherwise by the Engineer.

Concrete shall be rodded with a piece of lumber, conduit, or vibrator if the material has lost its fluidity prior to placement of additional concrete. The vibrator shall be the pencil head type with a maximum diameter or width of 1 in. (25 mm). Any other method for restoring the fluidity of the concrete shall be approved by the Engineer.

Mix Design Approval. The Contractor shall obtain mix design approval according to the Department's Policy Memorandum "Quality Control/Quality Assurance Program for Precast Concrete Products".

SILT FILTER FENCE (BDE)

Effective: January 1, 2008

For silt filter fence fabric only, revise Article 1080.02 of the Standard Specifications to read:

"1080.02 Geotextile Fabric. The fabric for silt filter fence shall be a woven fabric meeting the requirements of AASHTO M 288 for unsupported silt fence with less than 50 percent geotextile elongation."

Replace the last sentence of Article 1081.15(b) of the Standard Specifications with the following:

"Silt filter fence stakes shall be a minimum of 4 ft (1.2 m) long and made of either wood or metal. Wood stakes shall be 2 in. x 2 in. (50 mm x 50 mm). Metal stakes shall be a standard T or U shape having a minimum weight (mass) of 1.32 lb/ft (600 g/300 mm)."

STEEL INSERTS AND BRACKETS CAST INTO CONCRETE (BDE)

Effective: April 1, 2008

Add the following to Article 503.02 of the Standard Specifications:

"(g) Steel Inserts and Brackets Cast Into Concrete 1006.13"

Add the following to Article 504.02 of the Standard Specifications:

"(j) Steel Inserts and Brackets Cast Into Concrete 1006.13"

Revise Article 1006.13 of the Standard Specifications to read:

"1006.13 Steel Inserts and Brackets Cast Into Concrete. Steel inserts and brackets cast into concrete shall be galvanized according to AASHTO M 232 or AASHTO M 111.

The inserts shall be ferrules with loop or strut type anchorages having the following minimum certified proof load.

Insert Diameter	Proof Load
5/8 in. (16 mm)	6600 lb (29.4 kN)
3/4 in. (19 mm)	6600 lb (29.4 kN)
1 in. (25 mm)	9240 lb (41.1 kN)"

STEEL PLATE BEAM GUARDRAIL (BDE)

Effective: November 1, 2005

Revised: August 1, 2007

Revise the first paragraph of Article 1006.25 of the Standard Specifications to read:

"1006.25 Steel Plate Beam Guardrail. Steel plate beam guardrail, including bolts, nuts, and washers, shall be according to AASHTO M 180. The guardrail shall be Class A, with a Type II galvanized coating; except the weight (mass) of the coating for each side of the guardrail shall be at least 2.00 oz/sq ft (610 g/sq m). The coating will be determined for each side of the guardrail using the average of at least three non-destructive test readings taken on that side of the guardrail. The minimum average thickness for each side shall be 3.4 mils (86 µm)."

STONE GRADATION TESTING (BDE)

Effective: November 1, 2007

Revise the first sentence of note 1/ of the Erosion Protection and Sediment Control Gradations table of Article 1005.01(c)(1) of the Standard Specifications to read:

"A maximum of 15 percent of the total test sample by weight may be oversize material."

SUBCONTRACTOR MOBILIZATION PAYMENTS (BDE)

Effective: April 2, 2005

To account for the preparatory work and operations necessary for the movement of subcontractor personnel, equipment, supplies, and incidentals to the project site and for all other work or operations that must be performed or costs incurred when beginning work approved for subcontracting in accordance with Article 108.01 of the Standard Specifications, the Contractor shall make a mobilization payment to each subcontractor.

This mobilization payment shall be made at least 14 days prior to the subcontractor starting work. The amount paid shall be equal to 3 percent of the amount of the subcontract reported on form BC 260A submitted for the approval of the subcontractor's work.

This provision shall be incorporated directly or by reference into each subcontract approved by the Department.

TEMPORARY EROSION CONTROL (BDE)

Effective: November 1, 2002

Revised: January 1, 2008

Revise the third paragraph of Article 280.03 of the Standard Specifications to read:

“Erosion control systems shall be installed prior to beginning any activities which will potentially create erodible conditions. Erosion control systems for areas outside the limits of construction such as storage sites, plant sites, waste sites, haul roads, and Contractor furnished borrow sites shall be installed prior to beginning soil disturbing activities at each area. These offsite systems shall be designed by the Contractor and be subject to the approval of the Engineer.”

Add the following paragraph after the third paragraph of Article 280.03 of the Standard Specifications:

“The temporary erosion and sediment control systems shown on the plans represent the minimum systems anticipated for the project. Conditions created by the Contractor’s operations, or for the Contractor’s convenience, which are not covered by the plans, shall be protected as directed by the Engineer at no additional cost to the Department. Revisions or modifications of the erosion and sediment control systems shall have the Engineer’s written approval.”

Add the following paragraph after the ninth paragraph of Article 280.07 of the Standard Specifications:

“Temporary or permanent erosion control systems required for areas outside the limits of construction will not be measured for payment.”

Delete the tenth (last) paragraph of Article 280.08 of the Standard Specifications.

THERMOPLASTIC PAVEMENT MARKINGS (BDE)

Effective: January 1, 2007

Revise Article 1095.01(a)(2) of the Standard Specifications to read:

“(2) Pigment. The pigment used for the white thermoplastic compound shall be a high-grade pure (minimum 93 percent) titanium dioxide (TiO₂). The white pigment content shall be a minimum of ten percent by weight and shall be uniformly distributed throughout the thermoplastic compound.

The pigments used for the yellow thermoplastic compound shall not contain any hazardous materials listed in the Environmental Protection Agency Code of Federal Regulations (CFR) 40, Section 261.24, Table 1. The combined total of RCRA listed heavy metals shall not exceed 100 ppm when tested by X-ray fluorescence

spectroscopy. The pigments shall also be heat resistant, UV stable and color-fast yellows, golds, and oranges, which shall produce a compound which shall match Federal Standard 595 Color No. 33538. The pigment shall be uniformly distributed throughout the thermoplastic compound.”

Revise Article 1095.01(b)(1)e. of the Standard Specifications to read:

“e. Daylight Reflectance and Color. The thermoplastic compound after heating for four hours \pm five minutes at 425 ± 3 °F (218.3 ± 2 °C) and cooled at 77 °F (25 °C) shall meet the following requirements for daylight reflectance and color, when tested, using a color spectrophotometer with 45 degree circumferential/zero degree geometry, illuminant C, and two degree observer angle. The color instrument shall measure the visible spectrum from 380 to 720 nm with a wavelength measurement interval and spectral bandpass of 10 nm.

White: Daylight Reflectance75 percent min.

*Yellow: Daylight Reflectance45 percent min.

*Shall meet the coordinates of the following color tolerance chart.

x	0.490	0.475	0.485	0.530
y	0.470	0.438	0.425	0.456”

Revise Article 1095.01(b)(1)k. of the Standard Specifications to read:

“k. Accelerated Weathering. After heating the thermoplastic for four hours \pm five minutes at 425 ± 3 °F (218.3 ± 2 °C) the thermoplastic shall be applied to a steel wool abraded aluminum alloy panel (Federal Test Std. No. 141, Method 2013) at a film thickness of 30 mils (0.70 mm) and allowed to cool for 24 hours at room temperature. The coated panel shall be subjected to accelerated weathering using the light and water exposure apparatus (fluorescent UV - condensation type) for 75 hours according to ASTM G 53 (equipped with UVB-313 lamps).

The cycle shall consist of four hours UV exposure at 122 °F (50 °C) followed by four hours of condensation at 104 °F (40 °C). UVB 313 bulbs shall be used. At the end of the exposure period, the panel shall not exceed 10 Hunter Lab Delta E units from the original material.”

WORKING DAYS (BDE)

Effective: January 1, 2002

The Contractor shall complete the work within **100** working days.

BITUMINOUS MATERIALS COST ADJUSTMENTS (BDE) (RETURN FORM WITH BID)

Effective: November 2, 2006

Revised: January 2, 2007

Description. For projects with at least 1200 tons (1100 metric tons) of work involving applicable bituminous materials, cost adjustments will be made to provide additional compensation to the Contractor, or credit to the Department, for fluctuations in the cost of bituminous materials when optioned by the Contractor. The adjustments shall apply to permanent and temporary hot-mix asphalt (HMA) mixtures, bituminous surface treatments (cover and seal coats), and pavement preservation type surface treatments. The adjustments shall not apply to bituminous prime coats, tack coats, crack filling/sealing, or joint filling/sealing.

The bidder shall indicate on the attached form whether or not this special provision will be part of the contract and submit the completed form with his/her bid. Failure to submit the form, or failure to fill out the form completely, shall make this contract exempt of bituminous materials cost adjustments.

Method of Adjustment. Bituminous materials cost adjustments will be computed as follows.

$$CA = (BPI_P - BPI_L) \times (\%AC_V / 100) \times Q$$

Where: CA = Cost Adjustment, \$.

BPI_P = Bituminous Price Index, as published by the Department for the month the work is performed, \$/ton (\$/metric ton).

BPI_L = Bituminous Price Index, as published by the Department for the month prior to the letting, \$/ton (\$/metric ton).

%AC_V = Percent of virgin Asphalt Cement in the Quantity being adjusted. For HMA mixtures, the % AC_V will be determined from the adjusted job mix formula. For bituminous materials applied, a performance graded or cutback asphalt will be considered to be 100% AC_V and undiluted emulsified asphalt will be considered to be 65% AC_V.

Q = Authorized construction Quantity, tons (metric tons) (see below).

For HMA mixtures measured in square yards: $Q, \text{ tons} = A \times D \times (G_{mb} \times 46.8) / 2000$. For HMA mixtures measured in square meters: $Q, \text{ metric tons} = A \times D \times (G_{mb} \times 24.99) / 1000$. When computing adjustments for full-depth HMA pavement, separate calculations will be made for the binder and surface courses to account for their different G_{mb} and % AC_V.

For bituminous materials measured in gallons: $Q, \text{ tons} = V \times 8.33 \text{ lb/gal} \times SG / 2000$

For bituminous materials measured in liters: $Q, \text{ metric tons} = V \times 1.0 \text{ kg/L} \times SG / 1000$

Where: A = Area of the HMA mixture, sq yd (sq m).

D = Depth of the HMA mixture, in. (mm).

G_{mb} = Average bulk specific gravity of the mixture, from the approved mix design.

V = Volume of the bituminous material, gal (L).

SG = Specific Gravity of bituminous material as shown on the bill of lading.

Basis of Payment. Bituminous materials cost adjustments may be positive or negative but will only be made when there is a difference between the BPI_L and BPI_P in excess of five percent, as calculated by:

$$\text{Percent Difference} = \{(BPI_L - BPI_P) \div BPI_L\} \times 100$$

Bituminous materials cost adjustments will be calculated for each calendar month in which applicable bituminous material is placed; and will be paid or deducted when all other contract requirements for the items of work are satisfied. The adjustments shall not apply during contract time subject to liquidated damages for completion of the entire contract.

Return With Bid

**ILLINOIS DEPARTMENT
OF TRANSPORTATION**

**OPTION FOR
BITUMINOUS MATERIALS COST ADJUSTMENTS**

The bidder shall submit this completed form with his/her bid. Failure to submit the form, or failure to fill out the form completely, shall make this contract exempt of bituminous materials cost adjustments. After award, this form, when submitted, shall become part of the contract.

Contract No.: _____

Company Name: _____

Contractor's Option:

Is your company opting to include this special provision as part of the contract?

Yes No

Signature: _____ **Date:** _____

STEEL COST ADJUSTMENT (BDE) (RETURN FORM WITH BID)

Effective: April 2, 2004

Revised: April 1, 2007

Description. Steel cost adjustments will be made to provide additional compensation to the Contractor, or a credit to the Department, for fluctuations in steel prices when optioned by the Contractor. The bidder shall indicate on the attached form whether or not this special provision will be part of the contract and submit the completed form with his/her bid. Failure to submit the form, or failure to fill out the form completely, shall make this contract exempt of steel cost adjustments.

Types of Steel Products. An adjustment will be made for fluctuations in the cost of steel used in the manufacture of the following items:

Metal Piling (excluding temporary sheet piling)
Structural Steel
Reinforcing Steel

Other steel materials such as dowel bars, tie bars, mesh reinforcement, guardrail, steel traffic signal and light poles, towers and mast arms, metal railings (excluding wire fence), frames and grates, and other miscellaneous items will be subject to a steel cost adjustment when the pay item they are used in has a contract value of \$10,000 or greater.

Documentation. Sufficient documentation shall be furnished to the Engineer to verify the following:

- (a) Evidence that increased or decreased steel costs have been passed on to the Contractor.
- (b) The dates and quantity of steel, in lb (kg), shipped from the mill to the fabricator.
- (c) The quantity of steel, in lb (kg), incorporated into the various items of work covered by this special provision. The Department reserves the right to verify submitted quantities.

Method of Adjustment. Steel cost adjustments will be computed as follows:

$$SCA = Q \times D$$

Where: SCA = steel cost adjustment, in dollars
Q = quantity of steel incorporated into the work, in lb (kg)
D = price factor, in dollars per lb (kg)

$$D = CBP_M - CBP_L$$

Where: CBP_M = The average of the Consumer Buying Price indices for Shredded Auto Scrap (Chicago) and No. 1 Heavy Melt (Chicago) as published by the American Metal Market (AMM) for the day the steel is shipped from the mill. The indices will be converted from dollars per ton to dollars per lb (kg).

CBP_L = The average of the Consumer Buying Price indices for Shredded Auto Scrap (Chicago) and No. 1 Heavy Melt (Chicago) as published by the AMM for the day the contract is let. The indices will be converted from dollars per ton to dollars per lb (kg).

The unit weights (masses) of steel that will be used to calculate the steel cost adjustment for the various items are shown in the attached table.

No steel cost adjustment will be made for any products manufactured from steel having a mill shipping date prior to the letting date.

If the Contractor fails to provide the required documentation, the method of adjustment will be calculated as described above; however, the CBP_M will be based on the date the steel arrives at the job site. In this case, an adjustment will only be made when there is a decrease in steel costs.

Basis of Payment. Steel cost adjustments may be positive or negative but will only be made when there is a difference between the CBP_L and CBP_M in excess of five percent, as calculated by:

$$\text{Percent Difference} = \{(CBP_L - CBP_M) \div CBP_L\} \times 100$$

Steel cost adjustments will be calculated by the Engineer and will be paid or deducted when all other contract requirements for the items of work are satisfied. Adjustments will only be made for fluctuations in the cost of the steel as described herein. No adjustment will be made for changes in the cost of manufacturing, fabrication, shipping, storage, etc.

The adjustments shall not apply during contract time subject to liquidated damages for completion of the entire contract.

Attachment

Item	Unit Mass (Weight)
Metal Piling (excluding temporary sheet piling)	
Furnishing Metal Pile Shells 12 in. (305 mm), 0.179 in. (3.80 mm) wall thickness)	23 lb/ft (34 kg/m)
Furnishing Metal Pile Shells 12 in. (305 mm), 0.250 in. (6.35 mm) wall thickness)	32 lb/ft (48 kg/m)
Furnishing Metal Pile Shells 14 in. (356 mm), 0.250 in. (6.35 mm) wall thickness)	37 lb/ft (55 kg/m)
Other piling	See plans
Structural Steel	See plans for weights (masses)
Reinforcing Steel	See plans for weights (masses)
Dowel Bars and Tie Bars	6 lb (3 kg) each
Mesh Reinforcement	63 lb/100 sq ft (310 kg/sq m)
Guardrail	
Steel Plate Beam Guardrail, Type A w/steel posts	20 lb/ft (30 kg/m)
Steel Plate Beam Guardrail, Type B w/steel posts	30 lb/ft (45 kg/m)
Steel Plate Beam Guardrail, Types A and B w/wood posts	8 lb/ft (12 kg/m)
Steel Plate Beam Guardrail, Type 2	305 lb (140 kg) each
Steel Plate Beam Guardrail, Type 6	1260 lb (570 kg) each
Traffic Barrier Terminal, Type 1 Special (Tangent)	730 lb (330 kg) each
Traffic Barrier Terminal, Type 1 Special (Flared)	410 lb (185 kg) each
Steel Traffic Signal and Light Poles, Towers and Mast Arms	
Traffic Signal Post	11 lb/ft (16 kg/m)
Light Pole, Tenon Mount and Twin Mount, 30 - 40 ft (9 - 12 m)	14 lb/ft (21 kg/m)
Light Pole, Tenon Mount and Twin Mount, 45 - 55 ft (13.5 - 16.5 m)	21 lb/ft (31 kg/m)
Light Pole w/Mast Arm, 30 - 50 ft (9 - 15.2 m)	13 lb/ft (19 kg/m)
Light Pole w/Mast Arm, 55 - 60 ft (16.5 - 18 m)	19 lb/ft (28 kg/m)
Light Tower w/Luminaire Mount, 80 - 110 ft (24 - 33.5 m)	31 lb/ft (46 kg/m)
Light Tower w/Luminaire Mount, 120 - 140 ft (36.5 - 42.5 m)	65 lb/ft (97 kg/m)
Light Tower w/Luminaire Mount, 150 - 160 ft (45.5 - 48.5 m)	80 lb/ft (119 kg/m)
Metal Railings (excluding wire fence)	
Steel Railing, Type SM	64 lb/ft (95 kg/m)
Steel Railing, Type S-1	39 lb/ft (58 kg/m)
Steel Railing, Type T-1	53 lb/ft (79 kg/m)
Steel Bridge Rail	52 lb/ft (77 kg/m)
Frames and Grates	
Frame	250 lb (115 kg)
Lids and Grates	150 lb (70 kg)

Return With Bid

**ILLINOIS DEPARTMENT
OF TRANSPORTATION**

**OPTION FOR
STEEL COST ADJUSTMENT**

The bidder shall submit this completed form with his/her bid. Failure to submit the form, or failure to fill out the form completely, shall make this contract exempt of steel cost adjustments. After award, this form, when submitted shall become part of the contract.

Contract No.: _____

Company Name: _____

Contractor's Option:

Is your company opting to include this special provision as part of the contract plans?

Yes No

Signature: _____ **Date:** _____

STORM WATER POLLUTION PREVENTION PLAN



Storm Water Pollution Prevention Plan

Route FAP 301 Marked Rt. US 20
Section (44-2, 45)RS Project No. _____
County JoDavieess Contract No. 64B76

This plan has been prepared to comply with the provisions of the NPDES Permit Number ILR10, issued by the Illinois Environmental Protection Agency on May 30, 2003 for storm water discharges from Construction Site Activities. This plan has also been prepared to comply with the provisions of NPDES Permit Number ILR40 for discharges from small municipal separate storm sewer systems if checked below.

NPDES permits associated with this project:
 ILR10 Permit No. (if applicable): _____
 ILR40 Permit No. (if applicable): ILR400493

I certify under penalty of law that this document and all attachments were prepared under my direction or supervision in accordance with a system designed to assure that qualified personnel properly gathered and evaluated the information submitted. Based on my inquiry of the person or persons who manage the system, or those persons directly responsible for gathering the information, the information submitted is, to the best of my knowledge and belief, true, accurate and complete. I am aware that there are significant penalties for submitting false information, including the possibility of fine and imprisonment for knowing violations.

George F. Ryan
Print Name
Deputy Director of Highways
Title
IL. Dept. of Transportation
Agency

George F. Ryan
Signature
3-19-08
Date

I. Site Description:

- A. The following is a description of the project location:
This project is located on US 20 from Little Menominee River to IL 84(N) 4.61 miles in length.
- B. The following is a description of the construction activity which is the subject of this plan:
Patching and resurfacing along with topsoil placement on the shoulders.
- C. The following is a description of the intended sequence of major activities which will disturb soils for major portions of the construction site, such as grubbing, excavation and grading:
Placement of 4.10 acres of topsoil.
- D. The total area of the construction site is estimated to be 4.10 acres.
The total area of the site that is estimated will be disturbed by excavation, grading or other activities is 4.10 acres.
- E. The following is a weighted average of the runoff coefficient for this project after construction activities are completed:

.35

- F. The following is a description of the soil types found at the project site followed by information regarding their erosivity:

Unknown/Topsoil placement

- G. The following is a description of potentially erosive areas associated with this project:

Potential erosive area is the topsoil being placed.

- H. The following is a description of soil disturbing activities, their locations, and their erosive factors (e.g. steepness of slopes, length of slopes, etc):

A three foot topsoil wedge will be placed along the inside and outside shoulder at an approximate grade of 6%.

- I. See the erosion control plans and/or drainage plans for this contract for information regarding drainage patterns, approximate slopes anticipated before and after major grading activities, locations where vehicles enter or exit the site and controls to prevent offsite sediment tracking (to be added after contractor identifies locations), areas of soil disturbance, the location of major structural and non-structural controls identified in the plan, the location of areas where stabilization practices are expected to occur, surface waters (including wetlands) and locations where storm water is discharged to surface water including wetlands.

- J. The following is a list of receiving water(s) and the ultimate receiving water(s), and areal extent of wetland acreage at the site. The location of the receiving waters can be found on the erosion and sediment control plans:

The receiving waters for runoff from this project are the Menominee & Sinsinawa Rivers to the Mississippi River.

- K. The following pollutants of concern will be associated with this construction project:

- | | |
|---|--|
| <input checked="" type="checkbox"/> Soil Sediment | <input checked="" type="checkbox"/> Petroleum (gas, diesel, oil, kerosene, hydraulic oil / fluids) |
| <input checked="" type="checkbox"/> Concrete | <input checked="" type="checkbox"/> Antifreeze / Coolants |
| <input checked="" type="checkbox"/> Concrete Truck Waste | <input checked="" type="checkbox"/> Waste water from cleaning construction equipment |
| <input checked="" type="checkbox"/> Concrete Curing Compounds | <input type="checkbox"/> Other (specify) |
| <input checked="" type="checkbox"/> Solid Waste Debris | <input type="checkbox"/> Other (specify) |
| <input type="checkbox"/> Paints | <input type="checkbox"/> Other (specify) |
| <input type="checkbox"/> Solvents | <input type="checkbox"/> Other (specify) |
| <input checked="" type="checkbox"/> Fertilizers / Pesticides | <input type="checkbox"/> Other (specify) |

II. Controls:

This section of the plan addresses the controls that will be implemented for each of the major construction activities described in I.C. above and for all use areas, borrow sites, and waste sites. For each measure discussed, the contractor will be responsible for its implementation as indicated. The contractor shall provide to the resident engineer a plan for the implementation of the measures indicated. The contractor, and subcontractors, will notify the resident engineer of any proposed changes, maintenance, or modifications to keep construction activities compliant with the permit. Each such contractor has signed the required certification on forms which are attached to, and are a part of, this plan:

A. Erosion and Sediment Controls

1. **Stabilized Practices:** Provided below is a description of interim and permanent stabilization practices, including site specific scheduling of the implementation of the practices. Site plans will ensure that existing vegetation is preserved where attainable and disturbed portions of the site will be stabilized. Stabilization practices may include but are not limited to: temporary seeding, permanent seeding, mulching, geotextiles, sodding, vegetative buffer strips, protection of trees, preservation of mature vegetation, and other appropriate measures. Except as provided below in II(A)(1)(a) and II(A)(3), stabilization measures shall be initiated as soon as practicable in portions of the site where construction activities have temporarily or permanently ceased, but in no case more than 14 days after the construction activity in that portion of the

site has temporarily or permanently ceases on all disturbed portions of the site where construction will not occur for a period of 21 or more calendar days.

- a. Where the initiation of stabilization measures by the 14th day after construction activity temporarily or permanently ceases is precluded by snow cover, stabilization measures shall be initiated as soon as practicable thereafter.

The following Stabilization Practices will be used for this project:

- | | |
|---|--|
| <input checked="" type="checkbox"/> Preservation of Mature Vegetation | <input checked="" type="checkbox"/> Erosion Control Blanket / Mulching |
| <input type="checkbox"/> Vegetated Buffer Strips | <input type="checkbox"/> Sodding |
| <input type="checkbox"/> Protection of Trees | <input type="checkbox"/> Geotextiles |
| <input checked="" type="checkbox"/> Temporary Erosion Control Seeding | <input type="checkbox"/> Other (specify) |
| <input type="checkbox"/> Temporary Turf (Seeding, Class 7) | <input type="checkbox"/> Other (specify) |
| <input type="checkbox"/> Temporary Mulching | <input type="checkbox"/> Other (specify) |
| <input checked="" type="checkbox"/> Permanent Seeding | <input type="checkbox"/> Other (specify) |

Describe how the Stabilization Practices listed above will be utilized:

1. Preservation of Mature Vegetation - No excavation shall be done on this project.
2. Temporary Erosion Control Seeding - This item will be applied to all bare topsoil areas every seven days to minimize the amount of exposed surface areas.
3. Permanent Seeding - Seeding Class 2A will be installed per IDOT Specifications.
4. Erosion Control Blanket - This item shall be placed on all topsoil areas after permanent seeding is applied.

- 2. Structural Practices:** Provided below is a description of structural practices that will be implemented, to the degree attainable, to divert flows from exposed soils, store flows or otherwise limit runoff and the discharge of pollutants from exposed areas of the site. Such practices may include but are not limited to: perimeter erosion barrier, earth dikes, drainage swales, sediment traps, ditch checks, subsurface drains, pipe slope drains, level spreaders, storm drain inlet protection, rock outlet protection, reinforced soil retaining systems, gabions, and temporary or permanent sediment basins. The installation of these devices may be subject to Section 404 of the Clean Water Act.

The following Structural Practices will be used for this project:

- | | |
|--|---|
| <input type="checkbox"/> Perimeter Erosion Barrier | <input type="checkbox"/> Rock Outlet Protection |
| <input type="checkbox"/> Temporary Ditch Check | <input type="checkbox"/> Riprap |
| <input type="checkbox"/> Storm Drain Inlet Protection | <input type="checkbox"/> Gabions |
| <input type="checkbox"/> Sediment Trap | <input type="checkbox"/> Slope Mattress |
| <input type="checkbox"/> Temporary Pipe Slope Drain | <input type="checkbox"/> Retaining Walls |
| <input type="checkbox"/> Temporary Sediment Basin | <input type="checkbox"/> Slope Walls |
| <input type="checkbox"/> Temporary Stream Crossing | <input type="checkbox"/> Concrete Revetment Mats |
| <input type="checkbox"/> Stabilized Construction Exits | <input type="checkbox"/> Level Spreaders |
| <input type="checkbox"/> Turf Reinforcement Mats | <input checked="" type="checkbox"/> Other (specify) Inlet and Pipe Protection |
| <input type="checkbox"/> Permanent Check Dams | <input type="checkbox"/> Other (specify) |
| <input type="checkbox"/> Permanent Sediment Basin | <input type="checkbox"/> Other (specify) |
| <input type="checkbox"/> Aggregate Ditch | <input type="checkbox"/> Other (specify) |
| <input type="checkbox"/> Paved Ditch | <input type="checkbox"/> Other (specify) |

Describe how the Structural Practices listed above will be utilized:

1. Inlet and Pipe Protection - Inlet and pipe protection will be provided at the median cross over location.

- 3. Storm Water Management:** Provided below is a description of measures that will be installed during the construction process to control pollutants in storm water discharges that will occur after construction operations have been completed. The installation of these devices may be subject to Section 404 of the Clean Water Act.

- a. Such practices may include but are not limited to: storm water detention structures (including wet ponds), storm water retention structures, flow attenuation by use of open vegetated swales and natural depressions, infiltration of runoff on site, and sequential systems (which combine several practices).

The practices selected for implementation were determined on the basis of the technical guidance in Section 59-8 (Erosion and Sediment Control) in Chapter 59 (Landscape Design and Erosion Control) of the Illinois Department of Transportation Bureau of Design and Environment Manual. If practices other than those discussed in Section 59-8 are selected for implementation or if practices are applied to situations different from those covered in Section 59-8, the technical basis for such decisions will be explained below.

- b. Velocity dissipation devices will be placed at discharge locations and along the length of any outfall channel as necessary to provide a non-erosive velocity flow from the structure to a water course so that the natural physical and biological characteristics and functions are maintained and protected (e.g. maintenance of hydrologic conditions such as the hydroperiod and hydrodynamics present prior to the initiation of construction activities).

Description of Storm Water Management Controls.

Culvert flows must be maintained by the Contractor throughout the project. Normal flows shall be allowed to pass at the rate it enters the jobsite. High flows shall be allowed to pass without causing damage to upstream properties.

4. Other Controls:

- a. Vehicle Entrances and Exits – Stabilized construction entrances and exits must be constructed to prevent tracking of sediments onto roadways.

The contractor will provide the resident engineer with a written plan identifying the location of stabilized entrances and exits and the procedures (s)he will use to construct and maintain them.

- b. Material Delivery, Storage, and Use – The following BMPs shall be implemented to help prevent discharges of construction materials during delivery, storage, and use:
- All products delivered to the project site must be properly labeled.
 - Water tight shipping containers and/or semi trailers shall be used to store hand tools, small parts, and most construction materials that can be carried by hand, such as paint cans, solvents, and grease.
 - A storage/containment facility should be chosen for larger items such as drums and items shipped or stored on pallets. Such material is to be covered by a tin roof or large sheets of plastic to prevent precipitation from coming in contact with the products being stored.
 - Large items such as light stands, framing materials and lumber shall be stored in the open in a general storage area. Such material shall be elevated with wood blocks to minimize contact with storm water runoff.
 - Spill clean-up materials, material safety data sheets, an inventory of materials, and emergency contact numbers shall be maintained and stored in one designated area and each Contractor is to inform his/her employees and the resident engineer of this location.
- c. Stockpile Management – BMPs shall be implemented to reduce or eliminate pollution of storm water from stockpiles of soil and paving materials such as but not limited to portland cement concrete rubble, asphalt concrete, asphalt concrete rubble, aggregate base, aggregate sub base, and pre-mixed aggregate. The following BMPs may be considered:
- Perimeter Erosion Barrier
 - Temporary Seeding
 - Temporary Mulch
 - Plastic Covers
 - Soil Binders
 - Storm Drain Inlet Protection

The contractor will provide the resident engineer with a written plan of the procedures (s)he will use on the project and how they will be maintained.

- d. Waste Disposal. No materials, including building materials, shall be discharged into Waters of the State, except as authorized by a Section 404 permit.
- e. The provisions of this plan shall ensure and demonstrate compliance with applicable State and/or local waste disposal, sanitary sewer or septic system regulations.
- f. The contractor shall provide a written and graphic plan to the resident engineer identifying where each of the above areas will be located and how they are to be managed.

5. Approved State or Local Laws

The management practices, controls and provisions contained in this plan will be in accordance with IDOT specifications, which are at least as protective as the requirements contained in the Illinois Environmental Protection Agency's Illinois Urban Manual, 1995. Procedures and requirements specified in applicable sediment and erosion site plans or storm water management plans approved by local officials shall be described or incorporated by reference in the space provided below. Requirements specified in sediment and erosion site plans, site permits, storm water management site plans or site permits approved by local officials that are applicable to protecting surface water resources are, upon submittal of an NOI, to be authorized to discharge under permit ILR10 incorporated by reference and are enforceable under this permit even if they are not specifically included in the plan.

Description of procedures and requirements specified in applicable sediment and erosion site plans or storm water management plans approved by local officials:

All management practices, control, and other provisions provided in this plan are in accordance with "IDOT Standard Specifications for Road and Bridge Construction".

III. Maintenance:

The following is a description of procedures that will be used to maintain, in good and effective operating conditions, the vegetation, erosion and sediment control measures and other protective measures identified in this plan. The resident engineer will provide maintenance guides to the contractor for the practices associated with this project.

- 1. Seeding - All erodible bare earth areas will be temporarily seeded on a weekly basis to minimize the amount of erodible surface within the contract limits.
- 2. Erosion Control Blanket - Any areas which fail will be repaired immediately.
- 3. Inlet and Pipe Protection - Sediment will be removed if the integrity of the pipe protection is in jeopardy. Any pipe protection which fails will be repaired or replaced immediately.

All maintenance of erosion control systems will be the responsibility of the Contractor. All locations where vehicles enter and exit the construction site and all other areas subject to erosion should also be inspected periodically. Inspection of these areas shall be made at least once every seven days and within 24 hours of the end of each 0.5 inches or greater rainfall, or an equivalent snowfall.

IV. Inspections:

Qualified personnel shall inspect disturbed areas of the construction site which have not yet been finally stabilized, structural control measures, and locations where vehicles and equipment enter and exit the site. Such inspections shall be conducted at least once every seven (7) calendar days and within 24 hours of the end of a storm that is 0.5 inches or greater or equivalent snowfall.

- A. Disturbed areas, use areas (storage of materials, stockpiles, machine maintenance, fueling, etc.), borrow sites, and waste sites shall be inspected for evidence of, or the potential for, pollutants entering the drainage system. Erosion and sediment control measures identified in the plan shall be observed to ensure that they are operating correctly. Discharge locations or points that are accessible, shall be inspected to ascertain whether erosion control measures are effective in preventing significant impacts to receiving waters. Locations where vehicles enter or exit the site shall be inspected for evidence of off site sediment tracking.

- B. Based on the results of the inspection, the description of potential pollutant sources identified in section I above and pollution prevention measures identified in section II above shall be revised as appropriate as soon as practicable after such inspection. Any changes to this plan resulting from the required inspections shall be implemented within ½ hour to 1 week based on the urgency of the situation. The resident engineer will notify the contractor of the time required to implement such actions through the weekly inspection report.
- C. A report summarizing the scope of the inspection, name(s) and qualifications of personnel making the inspection, the date(s) of the inspection, major observations relating to the implementation of this storm water pollution prevention plan, and actions taken in accordance with section IV(B) shall be made and retained as part of the plan for at least three (3) years after the date of the inspection. The report shall be signed in accordance with Part VI. G of the general permit.
- D. If any violation of the provisions of this plan is identified during the conduct of the construction work covered by this plan, the resident engineer shall complete and file an "Incidence of Noncompliance" (ION) report for the identified violation. The resident engineer shall use forms provided by the Illinois Environmental Protection Agency and shall include specific information on the cause of noncompliance, actions which were taken to prevent any further causes of noncompliance, and a statement detailing any environmental impact which may have resulted from the noncompliance. All reports of noncompliance shall be signed by a responsible authority in accordance with Part VI. G of the general permit.

The Incidence of Non-Compliance shall be mailed to the following address:

Illinois Environmental Protection Agency
Division of Water Pollution Control
Attn: Compliance Assurance Section
1021 North Grand East
Post Office Box 19276
Springfield, Illinois 62794-9276

V. Non-Storm Water Discharges:

Except for flows from fire fighting activities, sources of non-storm water that is combined with storm water discharges associated with the industrial activity addressed in this plan must be described below. Appropriate pollution prevention measures, as described below, will be implemented for the non-storm water component(s) of the discharge.

- A. Spill Prevention and Control – BMPs shall be implemented to contain and clean-up spills and prevent material discharges to the storm drain system. The contractor shall produce a written plan stating how his/her company will prevent, report, and clean up spills and provide a copy to all of his/her employees and the resident engineer. The contractor shall notify all of his/her employees on the proper protocol for reporting spills. The contractor shall notify the resident engineer of any spills immediately.
- B. Concrete Residuals and Washout Wastes – The following BMPs shall be implemented to control residual concrete, concrete sediments, and rinse water:
- Temporary Concrete Washout Facilities shall be constructed for rinsing out concrete trucks. Signs shall be installed directing concrete truck drivers where designated washout facilities are located.
 - The contractor shall have the location of temporary concrete washout facilities approved by the resident engineer.
 - All temporary concrete washout facilities are to be inspected by the contractor after each use and all spills must be reported to the resident engineer and cleaned up immediately.
 - Concrete waste solids/liquids shall be disposed of properly.
- C. Litter Management – A proper number of dumpsters shall be provided on site to handle debris and litter associated with the project. The Contractor is responsible for ensuring his/her employees place all litter including marking paint cans, soda cans, food wrappers, wood lathe, marking ribbon, construction string, and all other construction related litter in the proper dumpsters.
- D. Vehicle and Equipment Cleaning – Vehicles and equipment are to be cleaned in designated areas only, preferably off site.

SQUAD LEADER:
CHRIS AUDE

PROJECT ENGINEER:
BOB WAGNER
(815) 284-5358

Index of Sheets
See sheet No. 2
State Standards
See sheet No. 3

ADT = 13000
PV = 11300
SU = 600
MU = 1100

T. 29 N.

PROJECT BEGINS
Station WB 327+89
EB 336+11

T. 28 N.

R. 2 W.

TOWNSHIP (SECTION): MENOMINEE (1, 4, 5, 6, 31, 32, 33, 36)
RAWLINS (2, 3)

CALL J.U.L.I.E. BEFORE YOU DIG
800-892-0123

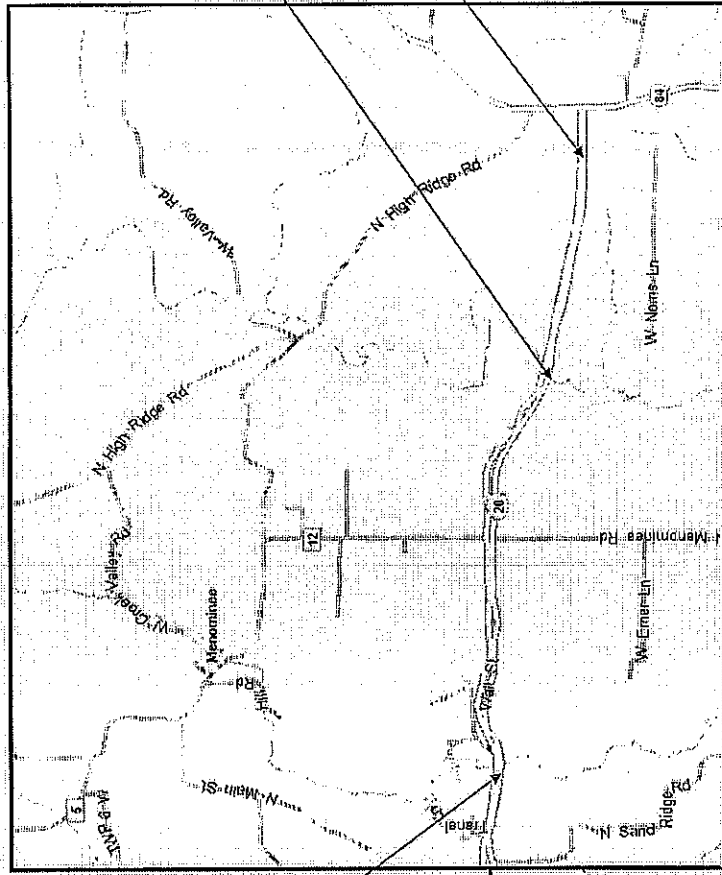
CONTRACT # 64B76

STATE OF ILLINOIS
DEPARTMENT OF TRANSPORTATION
PROPOSED HIGHWAY PLANS

FAP ROUTE 301 (US 20)
SECTION (44-2, 45) RS
PROJECT NO. ACNHF-0301(050)
JODAVIESS COUNTY
C-92-056-08

D-92-141-05

FAP Route 301 (US 20)
Section (44-2, 45) RS
JoDavieSS County
Contract #64B76
Sheet 1 of 106



OMISSION
Station 480+59 to 484+12 WB
Station 487+79 to 489+90 EB

PROJECT ENDS
Station WB 571+04
EB 578+69

STATE OF ILLINOIS DEPARTMENT OF TRANSPORTATION DIVISION OF HIGHWAYS	
SUBMITTED	March 19, 2008
<i>George F. Ryan</i> DEPUTY DIRECTOR OF HIGHWAYS REGION ENGINEER	
ENGINEER OF DESIGN AND ENVIRONMENT	, 20
DIRECTOR OF HIGHWAYS, CHIEF ENGINEER	DISTRICT 2 DIXON, IL

PRINTED BY THE AUTHORITY OF THE STATE OF ILLINOIS

INDEX

FAP 301 (US 20)
Section (42-1,45)RS
Jo Daviess County
Contract No. 64B76
Sheet 2 of 106

1	Cover Sheet
2	Index of Sheets
3	State Standards
4-8	Summary of Quantities
9-11	General Notes
12-47	Typical Sections
48-50	Bituminous Schedule
51	Driveway and Sideroad Schedule
52-55	Class A / Class A (Special) Patching Schedule
56	Class B Patching Schedule
57	Partial Depth / Full Depth Patching Schedule
58	Grinding Schedule
59-82	Schedule of Quantities
83-87	Traffic Control Details
88	Detail of Class A Patch (Special)
89	Detail of Concrete Curb and Gutter Type M-4.24 Outlet
90	Inlet Box Special No. 1
91	Hot-Mix Asphalt Shoulder (DS 23.4a)
92	Concrete Headwalls for Pipe Drains (DS 27.4)
93	Pavement Patching for Hot-Mix Asphalt Surfaced Pavement (DS 32.4)
94	Delineator and Post (DS 37.4)
95	Aerial Speed Check Zones (DS 46.4)
96	Subgrade Replacement (DS 97.4)
97	Hot-Mix Asphalt Approaches and Mailbox Returns for Two Lift (3P) Resurfacing Projects (DS 47.2)
98	Traffic Control and Protection for Ramps (DS 95.2)
99	Storm Water Pollution Prevention Plan Erosion Control Plan (2.1)
100	Concrete Collars for Pipe or Box Culvert Extensions (DS 33.1)
101	Sloped Metal End Section with Grate (DS 35.1)
102	Traffic Control Typical Weave (DS 39.1)
103-104	Typical Pavement Markings (DS 41.1)
105	Painting Details (DS 44.1)
106	Traffic Barrier Terminal, Type 2 (27" Height) (DS 54.1)

STATE STANDARDS

FAP 301 (US 20)

Section (42-1,45)RS
Jo Daviess County
Contract No. 64B76
Sheet 3 of 106

001001-01	AREAS OF REINFORCEMENT BARS
280001-04	TEMPORARY EROSION CONTROL SYSTEMS
420001-07	PAVEMENT JOINTS
420701-02	PAVEMENT FABRIC
421001-02	BAR REINFORCEMENT FOR CRC PAVEMENT
421201-06	24' CRC PAVEMENT WITH LUG SYSTEM
442001-04	CLASS A PATCHES
442101-07	CLASS B PATCHES
442201-03	CLASS C AND D PATCHES
601001-02	SUB-SURFACE DRAINS
610001-03	SHOULDER INLET WITH CURB
601101	CONCRETE HEADWALLS FOR PIPE DRAINS
606001-03	CONCRETE CURB TYPE B AND COMBINATION CONCRETE CURB AND GUTTER
630001-07	STEEL PLATE BEAM GUARDRAIL
630301-04	SHOULDER WIDENING FOR TYPE 1, (SPECIAL) GUARDRAIL TERMINALS
631011-04	TRAFFIC BARRIER TERMINAL, TYPE 2
635001	DELINEATORS
635006-02	REFLECTOR AND TERMINAL MARKER PLACEMENT
635011-01	REFLECTOR MARKER AND MOUNTING DETAILS
642001	SHOULDER RUMBLE STRIPS
701101-01	OFF-ROAD OPERATIONS MULTILANE LESS THAN 15' AWAY FOR SPEEDS \geq 45 MPH
701301-02	LANE CLOSURE, 2L, 2W SHORT TIME OPERATIONS
701306-01	LANE CLOSURE, 2L, 2W, SLOW MOVING OPERATIONS - DAY ONLY FOR SPEEDS \geq 45 MPH
701311-02	LANE CLOSURE, 2L, 2W, MOVING OPERATIONS - DAY ONLY
701400-02	APPROACH TO LANE CLOSURE, FREEWAY / EXPRESSWAY
701401-04	LANE CLOSURE, FREEWAY / EXPRESSWAY
701406-04	LANE CLOSURE, FREEWAY / EXPRESSWAY, DAY OPERATIONS ONLY
701411-04	LANE CLOSURE, MULTILANE AT ENTRANCE OR EXIT RAMP FOR SPEEDS \geq 45 MPH
701426-02	LANE CLOSURE, MULTILANE INTERMITTENT OR MOVING OPERATIONS FOR SPEEDS \geq 45 MPH
701901	TRAFFIC CONTROL DEVICES
720011	METAL POSTS FOR SIGNS, MARKERS AND DELINEATORS
728001	TELESCOPING STEEL SIGN SUPPORT
729001	APPLICATIONS OF TYPES A AND B METAL POSTS (FOR SIGNS & MARKERS)
780001-01	TYPICAL PAVEMENT MARKINGS
781001-02	TYPICAL APPLICATIONS RAISED REFLECTIVE PAVEMENT MARKERS
000001-05	STANDARD SYMBOLS, ABBREVIATIONS, AND PATTERNS
001006	DECIMAL OF AN INCH AND OF A FOOT

SUMMARY OF QUANTITIES

FAP 301 (US 20)
 Section
 Jo Daviess County
 Contract No. 64B76
 Sheet 4 of 106

80% Federal
 20% State
 1000

CODE NO.	ITEM	UNIT	TOTAL QUANTITY
* X7800616	PREFORMED THERMOPLASTIC PAVEMENT MARKING- LINE 18"	FOOT	108
X0325985	SLOPED METAL END SECTION WITH GRATE, 60 INCH	EACH	1
20400800	FURNISHED EXCAVATION	CU YD	525
21101600	TOPSOIL FURNISH ^{AND} PLACE, VARIABLE DEPTH	SQ YD	18171
25000210	SEEDING, CLASS 2A	ACRE	4.0
25000400	NITROGEN FERTILIZER NUTRIENT	POUND	338
25000500	PHOSPHORUS FERTILIZER NUTRIENT	POUND	338
25000600	POTASSIUM FERTILIZER NUTRIENT	POUND	339
25000750	MOWING	ACRE	4.0
25100630	EROSION CONTROL BLANKET	SQ YD	30368
28000250	TEMPORARY EROSION CONTROL SEEDING	POUND	403
28000500	INLET AND PIPE PROTECTION	EACH	27
28100107	STONE RIPRAP, CLASS A4	SQ YD	618
28200200	FILTER FABRIC	SQ YD	618
35101400	AGGREGATE BASE COURSE, TYPE B	TON	206
40600200	BITUMINOUS MATERIALS (PRIME COAT)	TON	148
40600300	AGGREGATE (PRIME COAT)	TON	262
40600535	LEVELING BINDER (HAND METHOD), N70	TON	94
40600837	POLYMERIZED LEVELING BINDER (MACHINE METHOD), N70	TON	9583
40600895	CONSTRUCTING TEST STRIP	EACH	1
40600982	HOT- MIX ASPHALT SURFACE REMOVAL - BUTT JOINT	SQ YD	1714
40600985	PORTLAND CEMENT CONCRETE SURFACE REMOVAL- BUTT JOINT	SQ YD	107
40600990	TEMPORARY RAMP	SQ YD	242

* Specialty Items

■ 100% STATE

SUMMARY OF QUANTITIES

FAP 301 (US 20)
 Section
 JoDavieess County
 Contract No.64B76
 Sheet 5 of 106

80% Federal
 20% State
 1000

CODE NO.	ITEM	UNIT	TOTAL QUANTITY
40601005	HOT- MIX ASPHALT REPLACEMENT OVER PATCHES	TON	95
40803310	HOT- MIX ASPHALT SURFACE COURSE, MIX "C", N60	TON	8235
40803390	HOT-MIX ASPHALT SURFACE COURSE, MIX "F", N70	TON	1601
40803540	POLYMERIZED HOT- MIX ASPHALT SURFACE COURSE, MIX "D", N70	TON	13009
40800050	INCIDENTAL HOT- MIX ASPHALT SURFACING	TON	773
42001200	PAVEMENT FABRIC	SQ YD	136
44000153	HOT- MIX ASPHALT SURFACE REMOVAL, 1"	SQ YD	140
44000154	HOT- MIX ASPHALT SURFACE REMOVAL, 1 1/4"	SQ YD	1333
44000157	HOT- MIX ASPHALT SURFACE REMOVAL, 2"	SQ YD	1273
44002230	HOT- MIX ASPHALT REMOVAL OVER PATCHES, 7 1/2"	SQ YD	226
44002500	GUTTER OUTLET REMOVAL	EACH	4
44004000	PAVED DITCH REMOVAL	FOOT	500
44004250	PAVED SHOULDER REMOVAL	SQ YD	1772
44200079	PAVEMENT PATCHING, TYPE II, 7 INCH	SQ YD	16
44200084	PAVEMENT PATCHING, TYPE III, 7 INCH	SQ YD	17
44200086	PAVEMENT PATCHING, TYPE IV, 7 INCH	SQ YD	29
44200180	PAVEMENT PATCHING, TYPE II, 15 INCH	SQ YD	43
44200529	CLASS A PATCHES, TYPE II, 8 INCH	SQ YD	964
44200533	CLASS A PATCHES, TYPE III, 8 INCH	SQ YD	230
44200535	CLASS A PATCHES, TYPE IV, 8 INCH	SQ YD	5560
44200982	CLASS B PATCHES, TYPE II, 11 INCH	SQ YD	136
44200986	CLASS B PATCHES, TYPE III, 11 INCH	SQ YD	13
44200988	CLASS B PATCHES, TYPE IV, 11 INCH	SQ YD	120
44213000	PATCHING REINFORCEMENT	SQ YD	6871

* Specialty Items

SUMMARY OF QUANTITIES

FAP 301 (US 20)
 Section
 JoDaviess County
 Contract No. 64B76
 Sheet 6 of 106

80% Federal
 20% State
 1000

CODE NO.	ITEM	UNIT	TOTAL QUANTITY
44213200	SAW CUTS	FOOT	15353
48101200	AGGREGATE SHOULDERS, TYPE B	TON	3215
48203019	HOT- MIX ASPHALT SHOULDERS, 5 1/2"	SQ YD	999
48203020	HOT- MIX ASPHALT SHOULDERS, 5 3/4"	SQ YD	1973
50104400	CONCRETE HEADWALL REMOVAL	EACH	1
542A0235	PIPE CULVERTS, CLASS A, ^{TYPE} 1 30"	FOOT	12
542D0265	PIPE CULVERTS, CLASS D, ^{TYPE} 1 60"	FOOT	14
542D1069	PIPE CULVERTS, CLASS D, ^{TYPE} 2 24"	FOOT	20
54213459	END SECTIONS 24"	EACH	1
60100060	CONCRETE HEADWALL FOR PIPE DRAINS	EACH	4
60107600	PIPE UNDERDRAINS 4"	FOOT	112
60108100	PIPE UNDERDRAINS 4" (SPECIAL)	FOOT	80
60246541	INLET BOX, SPECIAL, NO. 1	EACH	1
60260100	INLETS TO BE ADJUSTED	EACH	1
60600095	CLASS SI. CONCRETE (OUTLET)	CU YD	17
61000115	TYPE E INLET BOX, STANDARD 610001	EACH	1
* 63000000	STEEL PLATE BEAM GUARDRAIL, TYPE A	FOOT	788
* 63100045	TRAFFIC BARRIER TERMINAL, TYPE 2	EACH	16
* 63100167	TRAFFIC BARRIER TERMINAL, TYPE 1 (SPECIAL) TANGENT	EACH	15
63200310	GUARDRAIL REMOVAL	FOOT	1813
63500105	DELINEATORS	EACH	19
64200105	SHOULDER RUMBLE STRIPS	FOOT	82071
67000400	ENGINEER'S FIELD OFFICE, TYPE A	CALMO	6
67100100	MOBILIZATION	L SUM	1

* Specialty Items

SUMMARY OF QUANTITIES

FAP 301 (US 20)
 Section
 JoDayless County
 Contract No. 64B76
 Sheet 7 of 106

80% Federal
 20% State
 1000

CODE NO.	ITEM	UNIT	TOTAL QUANTITY
70100420	TRAFFIC CONTROL AND PROTECTION, STANDARD 701411	EACH	2
70100450	TRAFFIC CONTROL AND PROTECTION, STANDARD 701201	L SUM	1
70100700	TRAFFIC CONTROL AND PROTECTION, STANDARD 701406	L SUM	1
70100800	TRAFFIC CONTROL AND PROTECTION, STANDARD 701401	L SUM	1
70300100	SHORT-TERM PAVEMENT MARKING	FOOT	11337
70300200	TEMPORARY PAVEMENT MARKING	FOOT	114776
70301000	WORK ZONE PAVEMENT MARKING REMOVAL	SQ FT	4598
* 78008200	POLYUREA PAVEMENT MARKING TYPE I - LETTERS ^{AND} SYMBOLS	SQ FT	31.2
* 78008210	POLYUREA PAVEMENT MARKING TYPE I - LINE 4"	FOOT	102786
* 78008230	POLYUREA PAVEMENT MARKING TYPE I - LINE 6"	FOOT	11990
* 78008240	POLYUREA PAVEMENT MARKING TYPE I - LINE 8"	FOOT	1360
* 78008250	POLYUREA PAVEMENT MARKING TYPE I - LINE 12"	FOOT	454
* 78008370	POLYUREA PAVEMENT MARKING TYPE I - LINE 24"	FOOT	18
* 78100100	RAISED REFLECTIVE PAVEMENT MARKER	EACH	639
* 78200410	GUARDRAIL MARKERS, TYPE A	EACH	54
* 78201000	TERMINAL MARKERS- DIRECT APPLIED	EACH	31
78300200	RAISED REFLECTIVE PAVEMENT MARKER REMOVAL	EACH	613
X0322729	MATERIAL TRANSFER DEVICE	TON	24050
X4420035	CLASS A PATCHES (SPECIAL), TYPE III, 7 INCH	SQ YD	171
X6063600	COMBINATION CONCRETE CURB AND GUTTER, TYPE M-4.24	FOOT	2721
Z0000200	ADJUSTING EXISTING GUARDRAIL	FOOT	50
Z0017100	DOWEL BARS	EACH	380
Z0075300	TIE BARS	EACH	1840
Z0028415	GEOTECHNICAL REINFORCEMENT	SQ YD	7129

* Specialty Items

SUMMARY OF QUANTITIES

FAP 301 (US 20)
Section
JoDaviss County
Contract No.64B76
Sheet 8 of 106

80% Federal
20% State
1000

CODE NO.	ITEM	UNIT	TOTAL QUANTITY
Z0028700	GRANULAR SUBGRADE REPLACEMENT	CU YD	1188

* Specialty Items

GENERAL NOTES

The final top 100 mm (four inches) of soil in any right-of-way area disturbed by the Contractor must be capable of supporting vegetation. The soil must be from the A horizon (zero to 2' deep) of soil profiles of local soils.

All Borrow/Waste/Use sites must be approved by the Department prior to removing any material from the project or initiating any earthmoving activities, including temporary stockpiling outside the limits of construction.

The Contractor shall seed all disturbed areas within the project limits. Seeding Class 2A shall be used.

When laying out for patching, the minimum distance between new patches (saw cut to saw cut) shall be 4.6 m (15 feet). When patch spacing is less than 4.6 m (15 feet), the pavement between patches shall also be removed and replaced.

All mandatory joint sealing for Class A, Class B, and Class B (Hinge Jointed) patches as shown on the plans will not be measured for payment. Optional sawing of the joint for the sealant reservoir will not be measured for payment.

For all concrete patching that will not be resurfaced, the concrete shall be struck off flush with the existing pavement surface at each end of the patch.

The Engineer reserves the right to check all patches for smoothness by the use of a 10' rolling straight edge set to a 3/16" tolerance in the wheel paths. Any patch areas higher than 3/16" must be ground smooth with an approved grinding device consisting of multiple saws. The use of bushhammer or other impact devices will not be permitted. Any patch with depressions greater than 3/16" shall be repaired in a manner approved by the Engineer.

The mandatory saw cuts for pavement patching are:

Class A Patch: Cut two transverse saw cuts at each end of the patch; one full depth and one partial depth. The longitudinal edges of the patch shall be cut full depth. When the patch is adjacent to a pcc shoulder, two saw cuts along the shoulder will be required.

Class B Patch: Cut two transverse saw cuts outlining the patch and one transverse pressure relief saw cut. The longitudinal edges of the patch shall be cut full depth. When the patch is adjacent to a pcc shoulder, two saw cuts along the shoulder will be required.

The mandatory saw cuts will be paid for at the contract unit price per Meter (Foot) for SAW CUTS.

The minimum patch dimension for full-depth patches will be 1.2 m (four feet) and half-lane width. Half-lane patches shall be confined to the outside edges of the pavement.

The existing hot-mix asphalt surface on private and commercial entrances shall be bladed off or milled and disposed of outside the project limits. The cost of the blading, milling, rolling, and disposal is included in the contract unit price for INCIDENTAL HOT-MIX ASPHALT SURFACING.

The following Mixture Requirements are applicable for this project:

Mixture Uses(s):	Surface	Level Binder	Top Shoulder	Bottom Shoulder
PG:	SBS PG 70-22	SBS PG 70-22	PG 58-22	PG 58-22
Design Air Voids	4.0 @ N70	4.0 @ N70	3 @ N50	2 @ N50
Mixture Composition (Gradation Mixture)	IL 9.5 or 12.5 *	IL 9.5	IL 9.5 or 12.5	BAM
Friction Aggregate	D	N/A	C	N/A
20 Year ESAL	5.1	5.1	N/A	N/A
Mix Unit Weight	112 lbs/sy/in		112 lbs/sy/in	

* IL 9.5 required where plan thickness is less than 1½ inches (bridge decks).

Mixture Uses(s):	Binder Over Patches	Surface
PG:	SBS PG 70-22	SBS PG 76-22
Design Air Voids	4.0 @ N70	4.0 @ N70
Mixture Composition (Gradation Mixture)	IL 19.0	IL 9.5 or 12.5
Friction Aggregate	N/A	F
20 Year ESAL	N/A	5.1
Mix Unit Weight	N/A	123 lbs/sy/in

The Contractor will be required to furnish 140 mm (5 1/2") high brass stencils as approved by the Engineer and install stationing at 250' intervals. Stationing shall be placed on both lanes of 2-lane highways and on the outside lanes in both directions on 4-lane highways. The stations shall be placed 150 mm (6") inside the pavement marking edge so they can be read from the shoulder. This work will be included in the cost of the final pavement surface.

To help avoid excess drop offs at the edge of pavement, the existing aggregate wedge or shoulder is to be pulled up and rolled to match the edge of pavement before placing any bituminous material. All costs associated with pulling up the shoulders shall be considered included in the contract unit price per TON for HOT-MIX ASPHALT SURFACE COURSE of the type specified.

Install rumble strips in all shoulders in accordance with State Standard 642001. Rumble Strips shall be placed on shoulders on both sides of the pavement.

Connecting bands for corrugated metal pipes shall be metal and shall be coated with the same material as the pipe sections. The connecting bands shall be a minimum of 18" wide.

If, during the grinding or resurfacing operations, the existing mailboxes become a hindrance, the Contractor shall be required to carefully remove and reinstall the mailboxes as directed by the Engineer. This work shall be included in the contract unit price for the INCIDENTAL HOT-MIX ASPHALT SURFACING.

A quantity of 525 Cubic Yards of Furnish Excavation has been included to build up the shoulders for traffic barrier terminals and at culvert extension locations.

Embankment quantities for the construction of the Traffic Barrier Terminals as shown in the plans are included in quantities for Furnished Excavation.

The Contractor shall supply the Resident Engineer with the manufacturer's installation requirements for the type of Steel Plate Beam Guardrail Terminal Type 1 Special (Tangent) or Steel Plate Beam Guardrail Terminal Type I Special (Flared).

One 16d galvanized nail shall be used to toe nail the wood block out to the wood post on all Traffic Barrier Terminal Type I Specials.

Delineators shall be installed as shown in Standard 635001, except that the post shall be rotated 180° and only metal-backed delineators shall be permitted.

Delineators shall be placed at the ends of approach guardrail terminal sections, and at each headwall or end section of AR Culverts. This work will be paid for at the contract unit price each for DELINEATORS.

Pavement Marking shall be done according to Standard 780001, except as follows:

1. All words, such as ONLY, shall be 2.4 m (8 feet) high.
2. All non-freeway arrows shall be the large size.
3. The distance between yellow no-passing lines shall be 200 mm (8"), not 180 mm (7") as shown in the detail of Typical Lane and Edge Lines.

All gutter outlets shall be extended to ditch flow as directed by the Engineer.

The Contractor shall be responsible for protecting utility property during construction operations as outlined in Article 107.31 of the Standard Specifications. A minimum of 48 hours advance notice is required for non-emergency work. The JULIE number is 800-892-0123. The following listed utilities located within the project limits or immediately adjacent to the project construction limits are members of JULIE:

AT&T Communications, Inc.	Mediacom
BP Pipelines North America, Inc.	Verizon
Jo-Carroll Energy	NICOR Gas Co.
Northern Natural Gas Co.	Frontier/Citizens Communications
McLeod USA	

A Material Transfer Device (MTD) shall be utilized on this project. The following structures have been analyzed by Springfield to either allow a loaded or unloaded MTD to cross the existing structures. The following structures may be crossed with a loaded MTD:

043-0004 & 043-0005 over the Little Menominee River
043-0007 & 043-0047 over the Sinsinawa River

The following are structures that may not be crossed with a loaded MTD. The MTD must be unloaded in order to cross these structures:

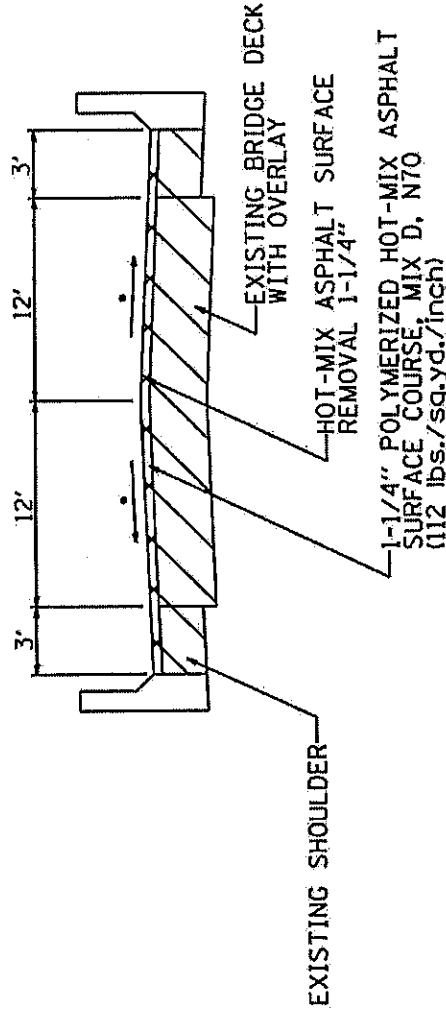
043-0006 over Menominee Road

Any other structures within the limits of the project not listed above may not be crossed with a loaded MTD.

FAP 301(US20)
SECTION (44-2.45)RS
JO DAVIESS COUNTY
CONTRACT 64876
SHEET 12 OF 106

TYPICAL SECTIONS

US20
EB
STA.336+11-STA.338+10

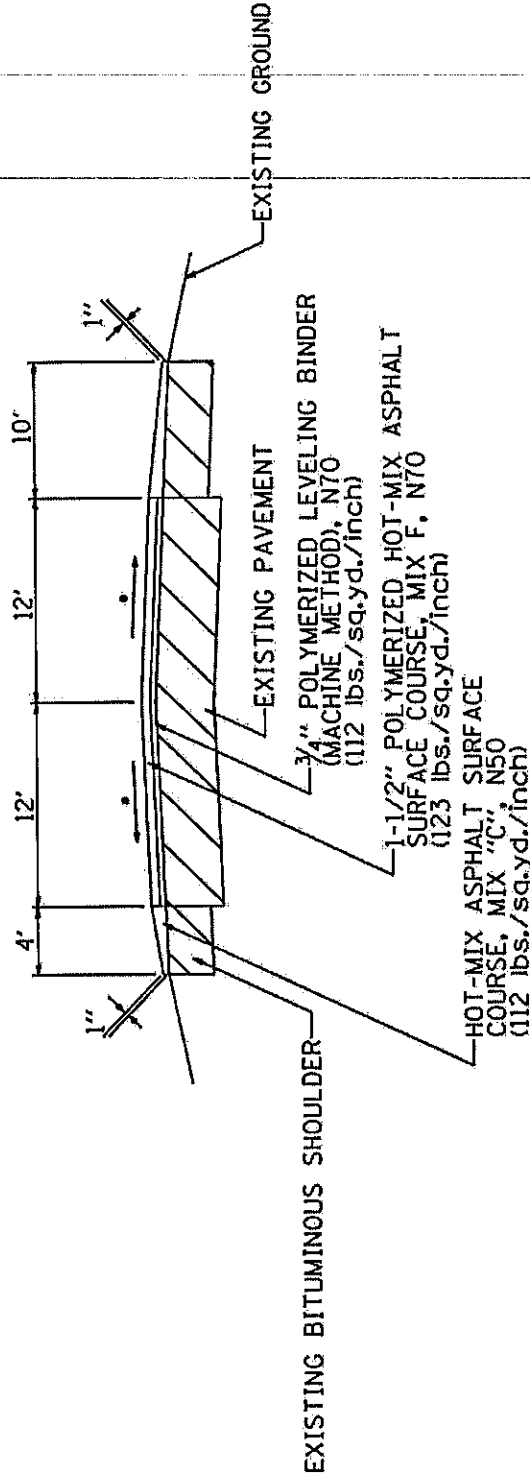


• MATCH EXISTING SLOPE
(MIN. 1/8" / FT CROSS SLOPE)

FAP 301(US20)
 SECTION (44-2.45)RS
 JO DAVIESS COUNTY
 CONTRACT 64B76
 SHEET 13 OF 106

TYPICAL SECTIONS

US20
 EB
 STA.338+55-STA.367+89



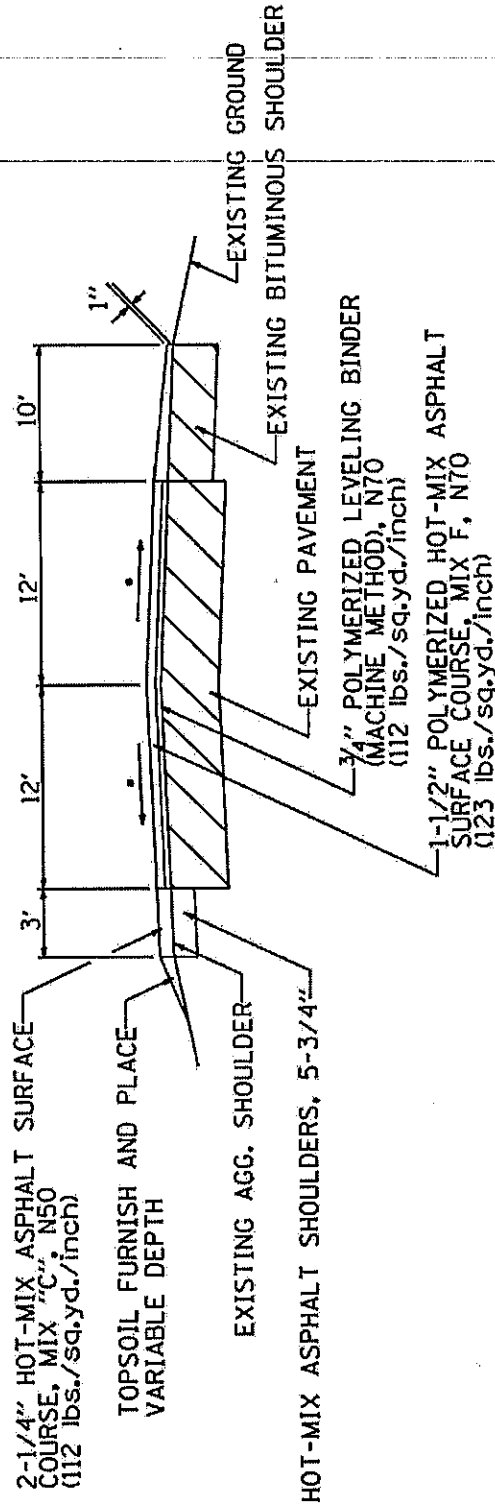
• MATCH EXISTING SLOPE
 (MIN. 1/8"/FT CROSS SLOPE)

FAP 301(US20)
 SECTION 144-2.45)RS
 JO DAVIESS COUNTY
 CONTRACT 64876
 SHEET 14 OF 106

TYPICAL SECTIONS

US20
 EB

STA.367+89-STA.370+68

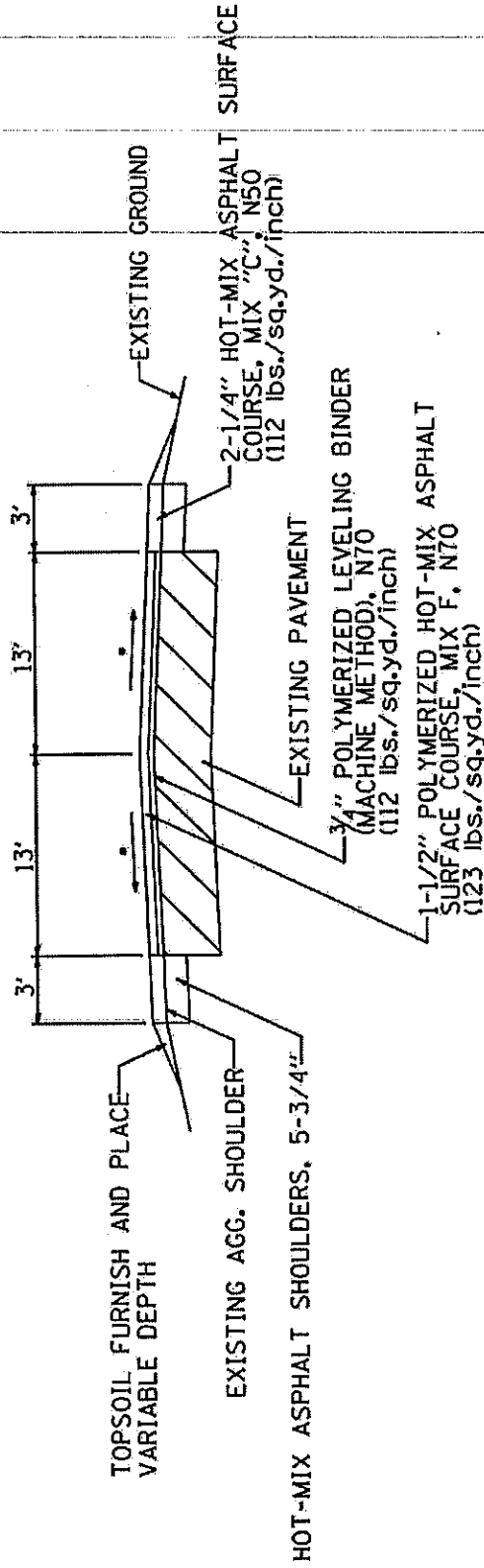


• MATCH EXISTING SLOPE (MIN. 1/8"/FT CROSS SLOPE)

FAP 301(US20)
 SECTION 144-2.45)RS
 JO DAVIESS COUNTY
 CONTRACT 64B76
 SHEET 15 OF 106

TYPICAL SECTIONS

US20
 EB
 STA.370+68-STA.396+55



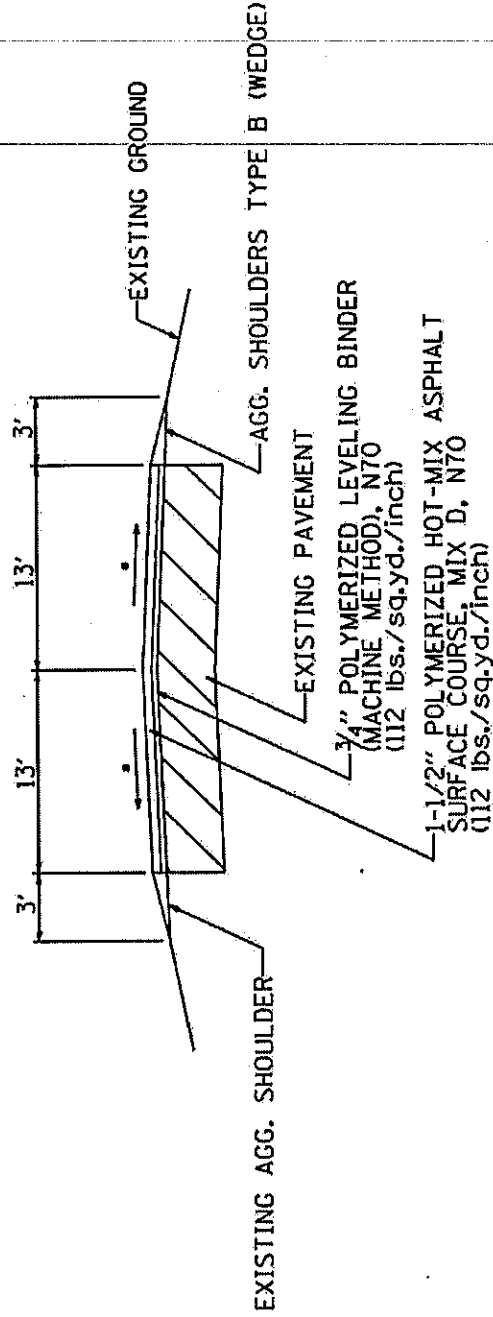
▪ MATCH EXISTING SLOPE
 (MIN. 1/8" / FT CROSS SLOPE)

FAP 301 (US20)
 SECTION (44-2.45)RS
 JO DAVIESS COUNTY
 CONTRACT 64876
 SHEET 16 OF 106

TYPICAL SECTIONS

US20
 EB

STA.396+55-STA.435+70

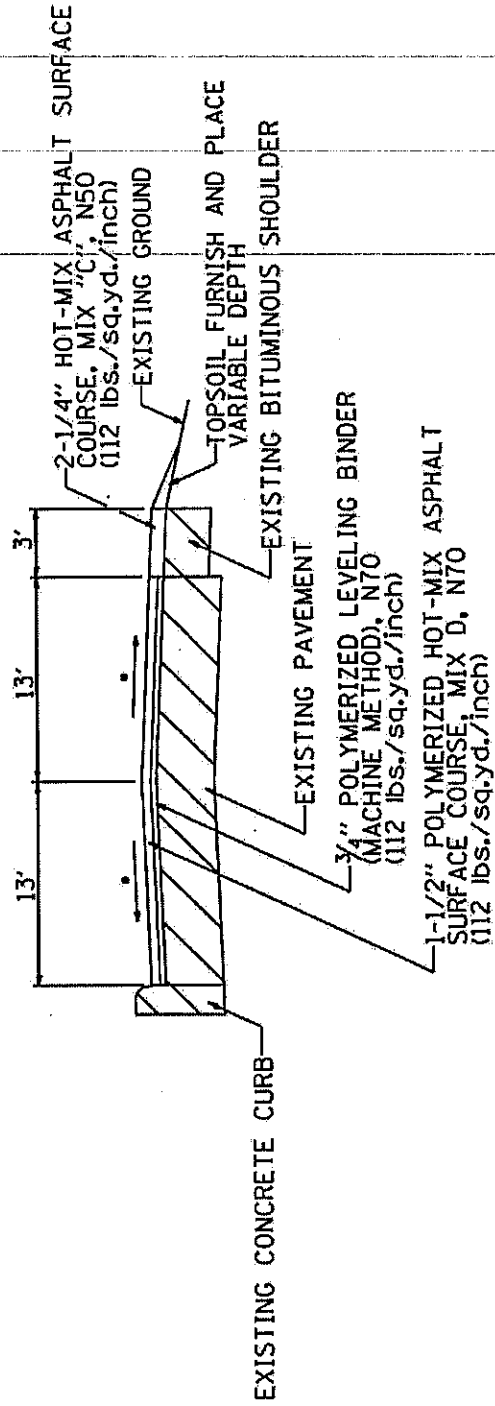


• MATCH EXISTING SLOPE
 (MIN. 1/8" / FT CROSS SLOPE)

FAP 301(US20)
 SECTION (44-2.45)RS
 JO DAVIESS COUNTY
 CONTRACT 64876
 SHEET 17 OF 106

TYPICAL SECTIONS

US20
 EB
 STA.435+70-STA.440+62

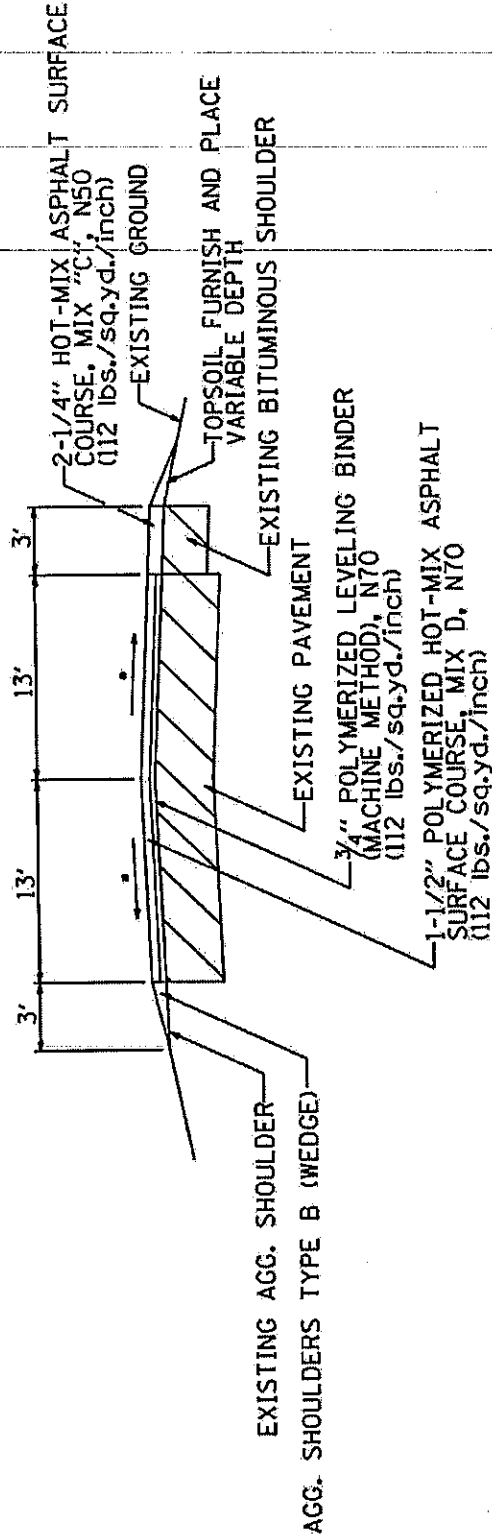


• MATCH EXISTING SLOPE (MIN. 1/8" / FT CROSS SLOPE)

FAP 301(US20)
 SECTION 144-2-45 JRS
 JO DAVIESS COUNTY
 CONTRACT 64B76
 SHEET 1B OF 106

TYPICAL SECTIONS

US20
 EB
 STA.440+62-STA.443+10



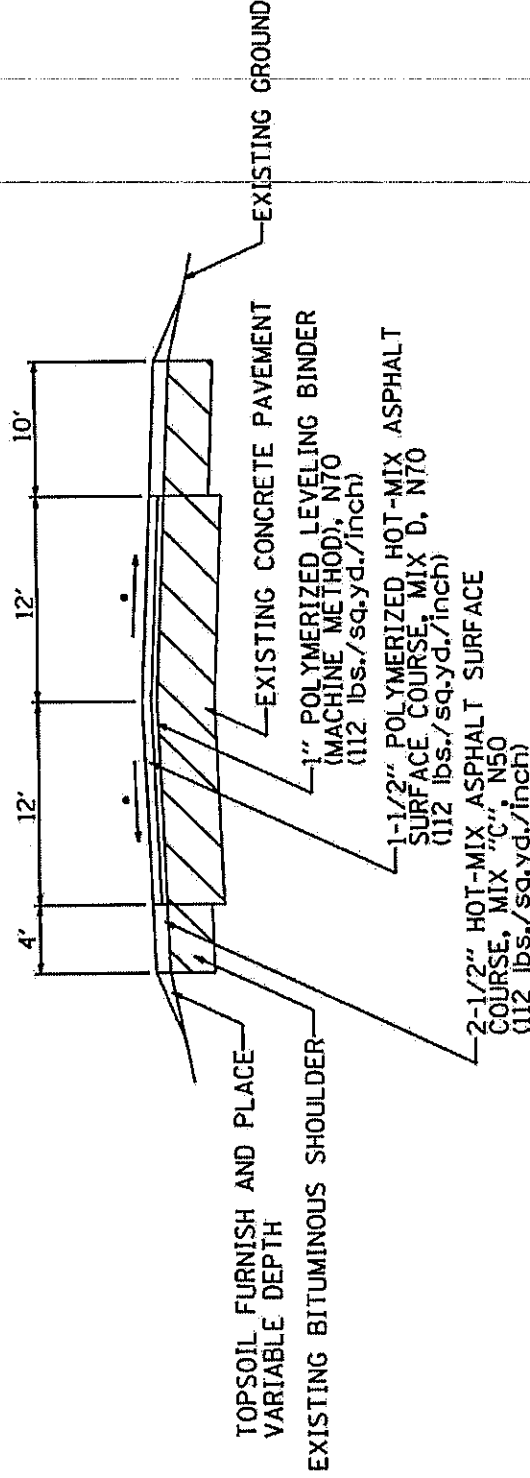
• MATCH EXISTING SLOPE (MIN. 1/8" / FT CROSS SLOPE)

FAP 301 (US20)
 SECTION (44-2.45)RS
 JO DAVIESS COUNTY
 CONTRACT 64876
 SHEET 19 OF 106

TYPICAL SECTIONS

US20
 EB

- STA. 443+10 - STA. 464+31
- STA. 481+11 - STA. 487+34
- STA. 490+35 - STA. 494+29
- STA. 521+50 - STA. 532+33
- STA. 539+83 - STA. 556+44
- STA. 564+68 - STA. 569+25

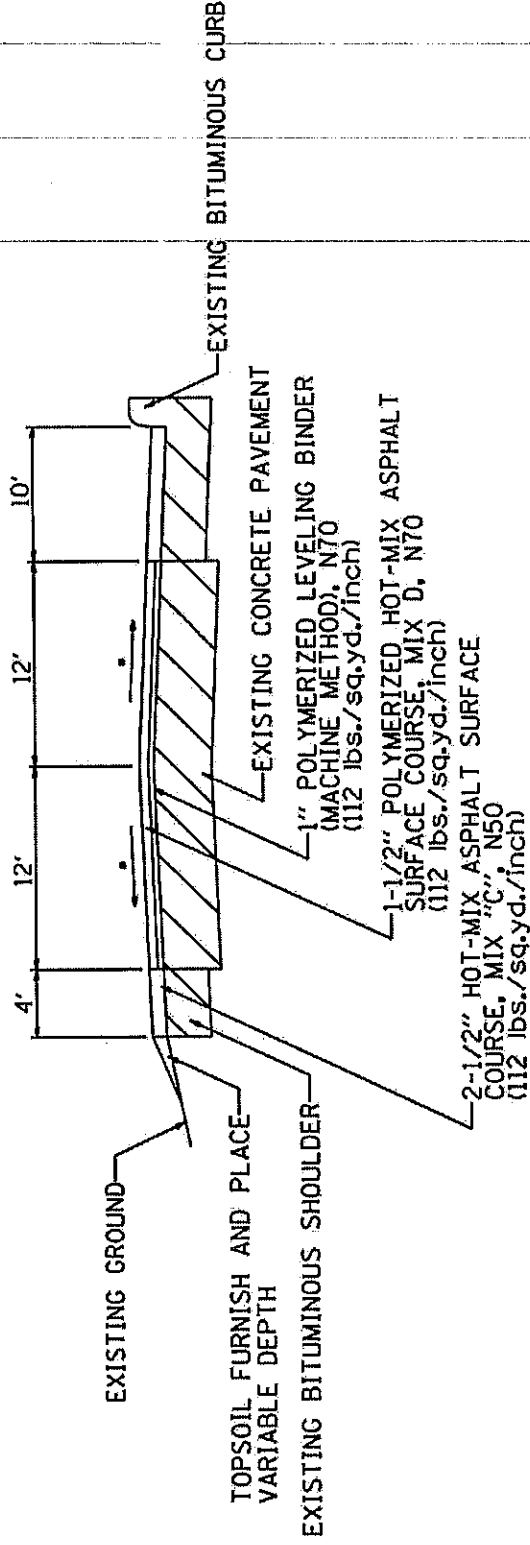


• MATCH EXISTING SLOPE
 (MIN. 1/8" / FT CROSS SLOPE)

FAP 301(US20)
 SECTION (44-2-45)RS
 JO DAVIESS COUNTY
 CONTRACT 64B76
 SHEET 20 OF 106

TYPICAL SECTIONS

US20
 EB
 STA.464+31-STA.481+11

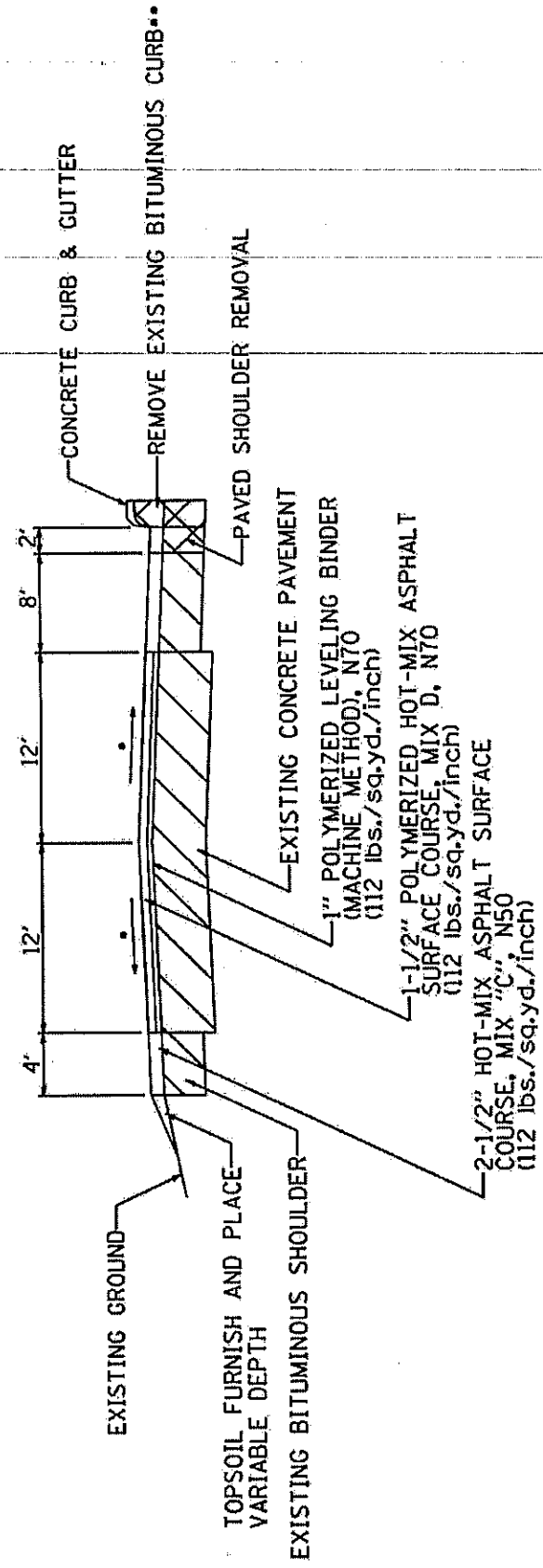


• MATCH EXISTING SLOPE
 (MIN. 1/8" / FT CROSS SLOPE)

FAP 301(US20)
 SECTION (44-2.45)RS
 JO DAVIESS COUNTY
 CONTRACT 64B76
 SHEET 21 OF 106

TYPICAL SECTIONS

US20
 EB
 STA.494+29-STA.521+50



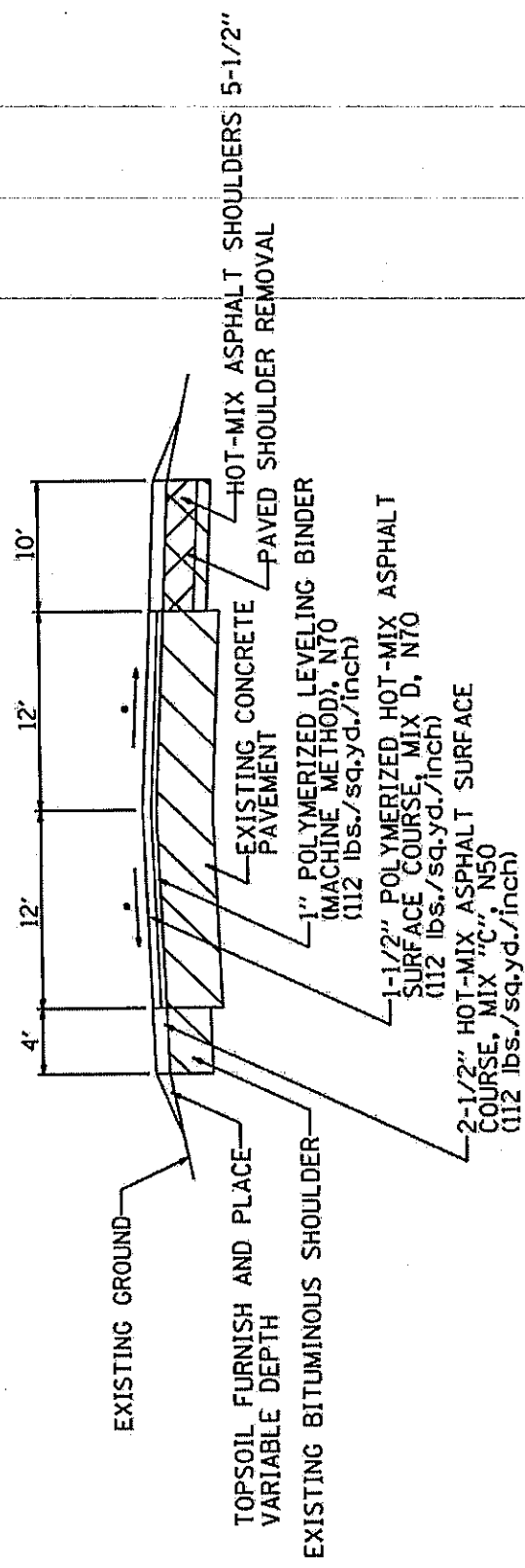
••THE REMOVAL OF THE BITUMINOUS CURB IS TO BE INCLUDED IN THE COST OF SHOULDER REMOVAL

• MATCH EXISTING SLOPE (MIN. 1/8" / FT CROSS SLOPE)

FAP 301(US20)
 SECTION (44-2.45)RS
 JO DAVIESS COUNTY
 CONTRACT 64B76
 SHEET 22 OF 106

TYPICAL SECTIONS

US20
 EB
 STA.532+33-STA.539+83

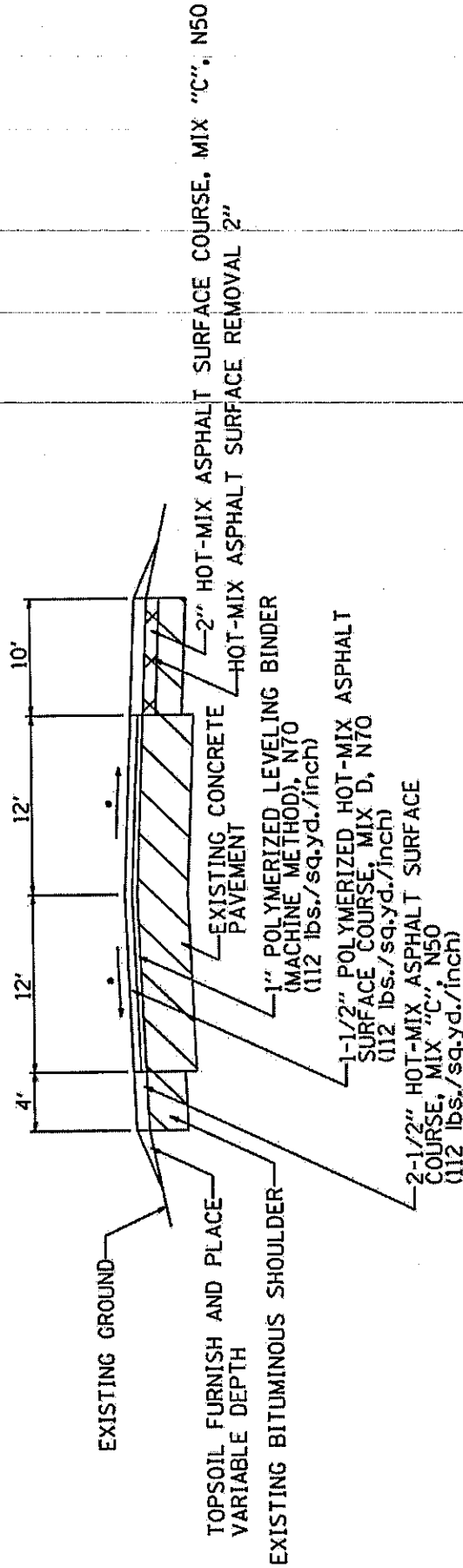


• MATCH EXISTING SLOPE (MIN. 1/8"/FT CROSS SLOPE)

FAP 301(US20)
 SECTION (44-2.45)RS
 JO DAVIESS COUNTY
 CONTRACT 64B76
 SHEET 23 OF 106

TYPICAL SECTIONS

US20
 EB
 STA.556+44-STA.564+68
 STA.569+25-STA.572+47

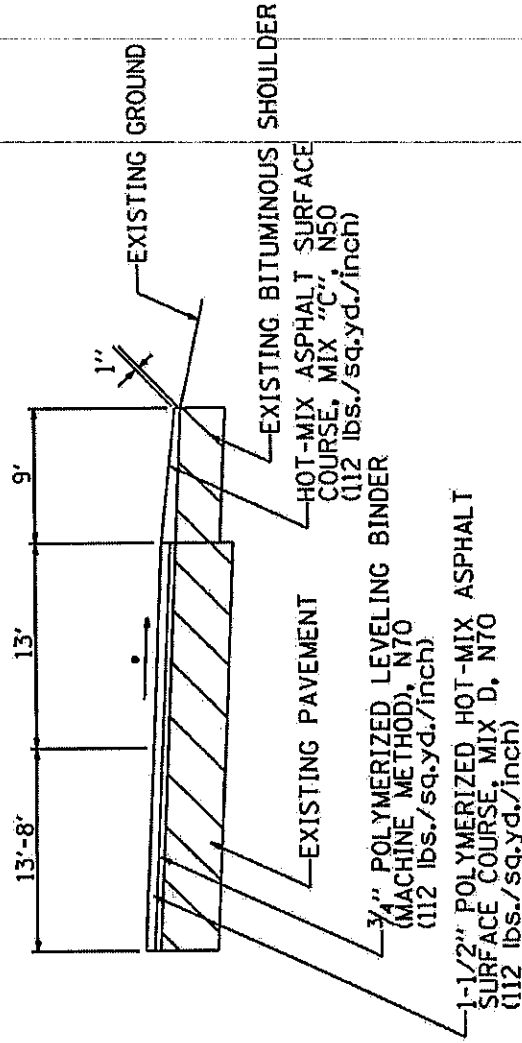


• MATCH EXISTING SLOPE (MIN. 1/8"/FT CROSS SLOPE)

FAP 301(US20)
 SECTION (44-2.45)RS
 JO DAVIESS COUNTY
 CONTRACT 64B76
 SHEET 24 OF 106

TYPICAL SECTIONS

US20
 EB
 STA.572+47-STA.573+40

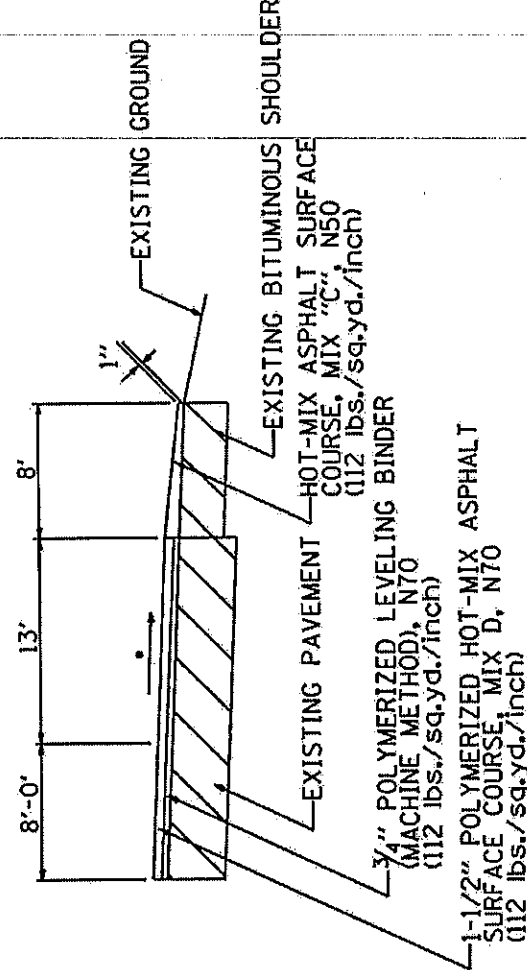


• MATCH EXISTING SLOPE
 (MIN. 1/8" / FT CROSS SLOPE)

FAP 301(US20)
 SECTION (44-2.45)RS
 JO DAVIESS COUNTY
 CONTRACT 64876
 SHEET 25 OF 106

TYPICAL SECTIONS

US20
 EB
 STA.573+40-STA.577+26

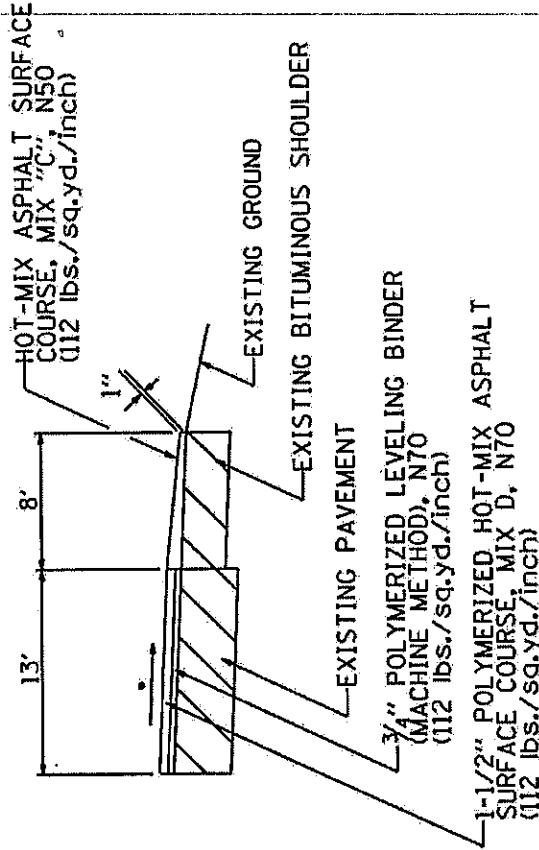


• MATCH EXISTING SLOPE
 (MIN. 1/8" / FT CROSS SLOPE)

FAP 301 (US20)
 SECTION 144-2.45)RS
 JO DAVIESS COUNTY
 CONTRACT 64B76
 SHEET 26 OF 106

TYPICAL SECTIONS

US20
 EB
 STA.577+26-STA.578+69

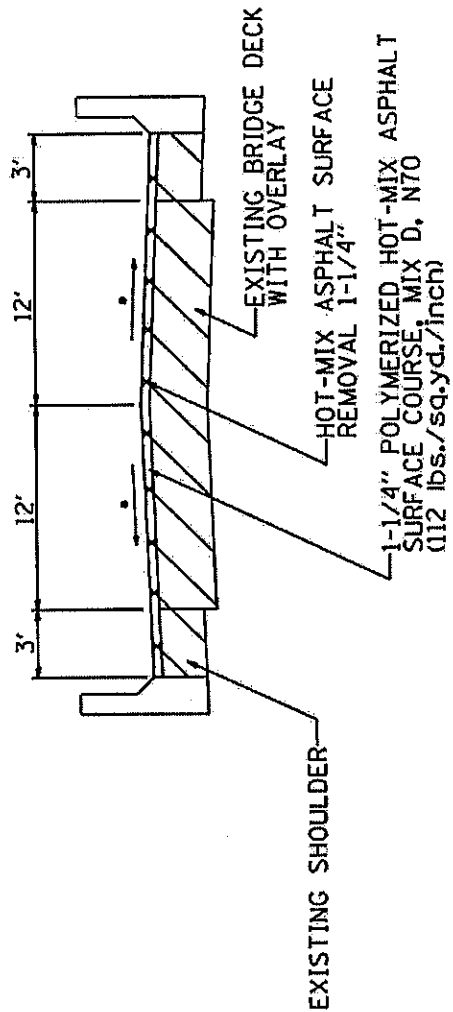


• MATCH EXISTING SLOPE
 (MIN. 1/8" / FT CROSS SLOPE)

FAP 301(US20)
SECTION (44-2.45)RS
JO DAVIESS COUNTY
CONTRACT 64B76
SHEET 27 OF 106

TYPICAL SECTIONS

US20
WB
STA.327+89-STA.329+83

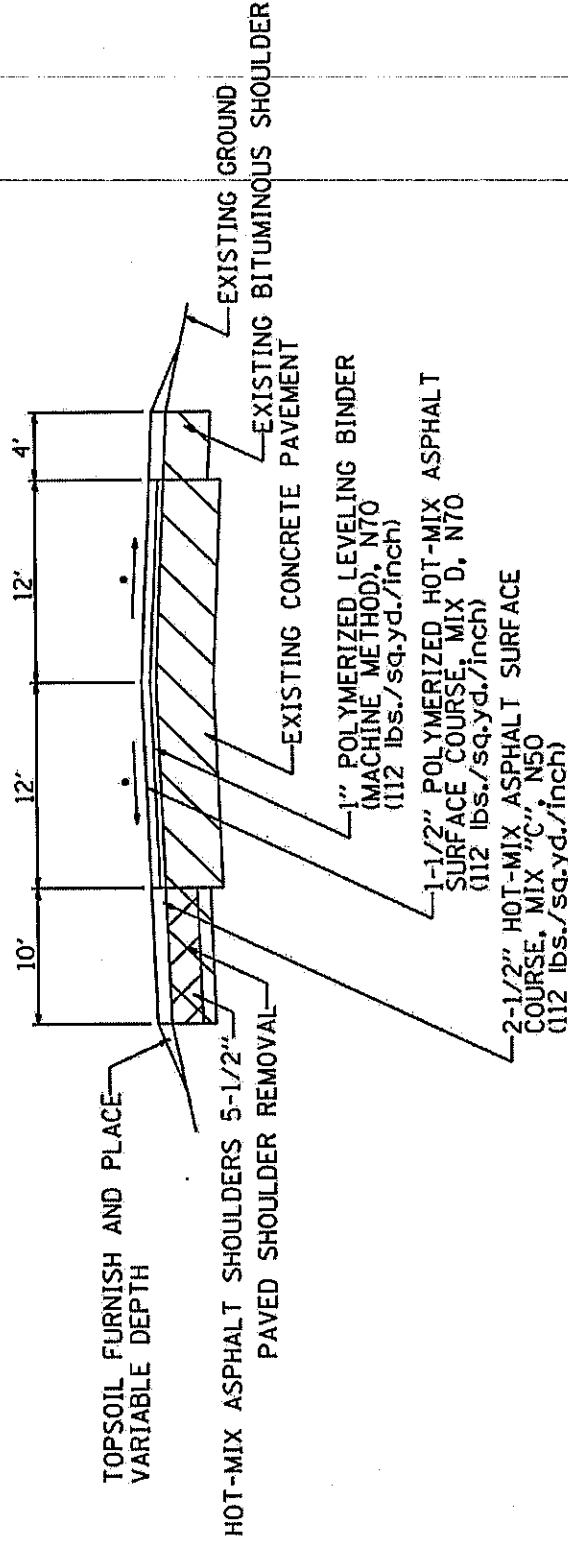


• MATCH EXISTING SLOPE (MIN. 1/8" / FT CROSS SLOPE)

FAP 301 (US20)
 SECTION 144-2.45 (RS)
 JO DAVILESS COUNTY
 CONTRACT 64876
 SHEET 29 OF 906

TYPICAL SECTIONS

US20
 WB
 STA. 331+11 - STA. 331+80
 STA. 353+33 - STA. 353+53

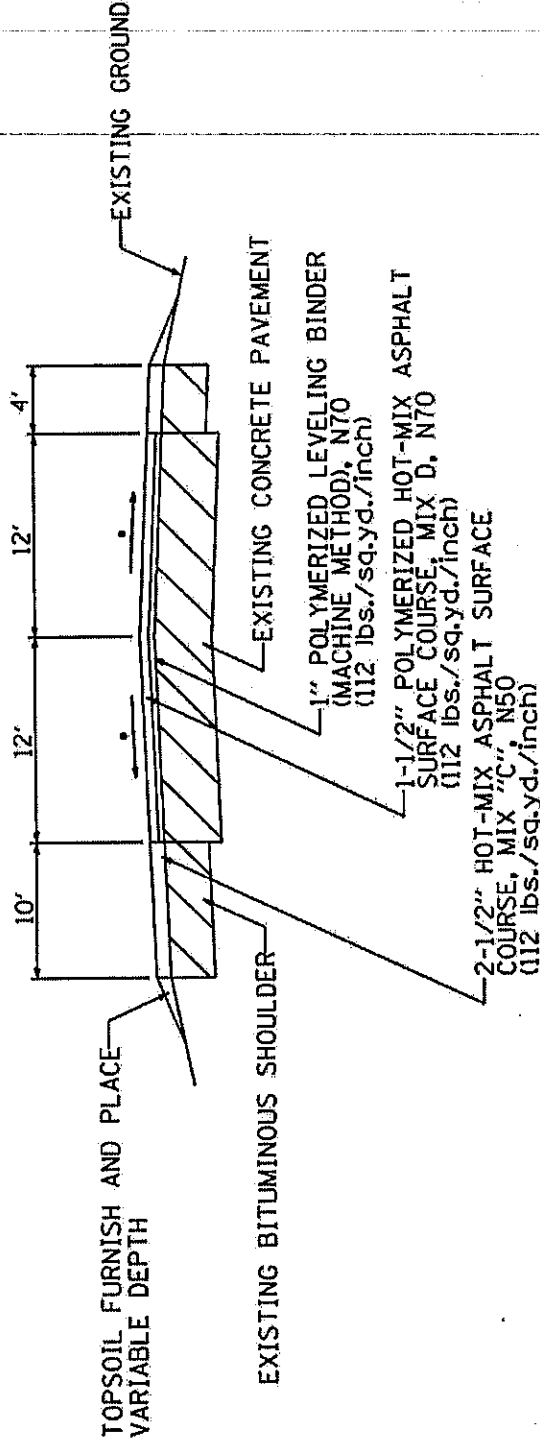


▪ MATCH EXISTING SLOPE
 (MIN. 1/8" / FT CROSS SLOPE)

FAP 301(US20)
 SECTION 144-2.45JRS
 JO DAVIESS COUNTY
 CONTRACT 64B76
 SHEET 30 OF 106

TYPICAL SECTIONS

US20
 WB
 STA. 331+80 - STA. 353+33
 STA. 353+53 - STA. 369+86
 STA. 370+96 - STA. 396+33
 STA. 408+30 - STA. 411+37
 STA. 431+36 - STA. 444+56

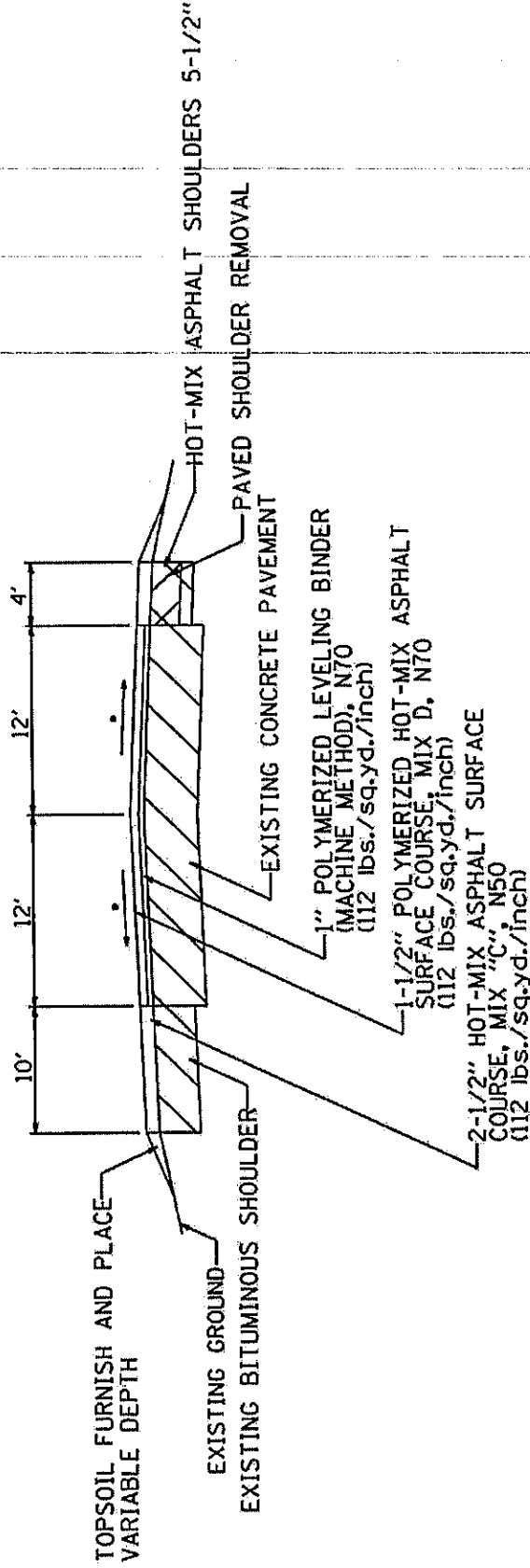


* MATCH EXISTING SLOPE
 (MIN. 1/8" / FT CROSS SLOPE)

FAP 301(US20)
 SECTION (44-2.45)RS
 JO DAVIESS COUNTY
 CONTRACT 64876
 SHEET 31 OF 106

TYPICAL SECTIONS

US20
 WB
 STA.369+86-STA.370+96

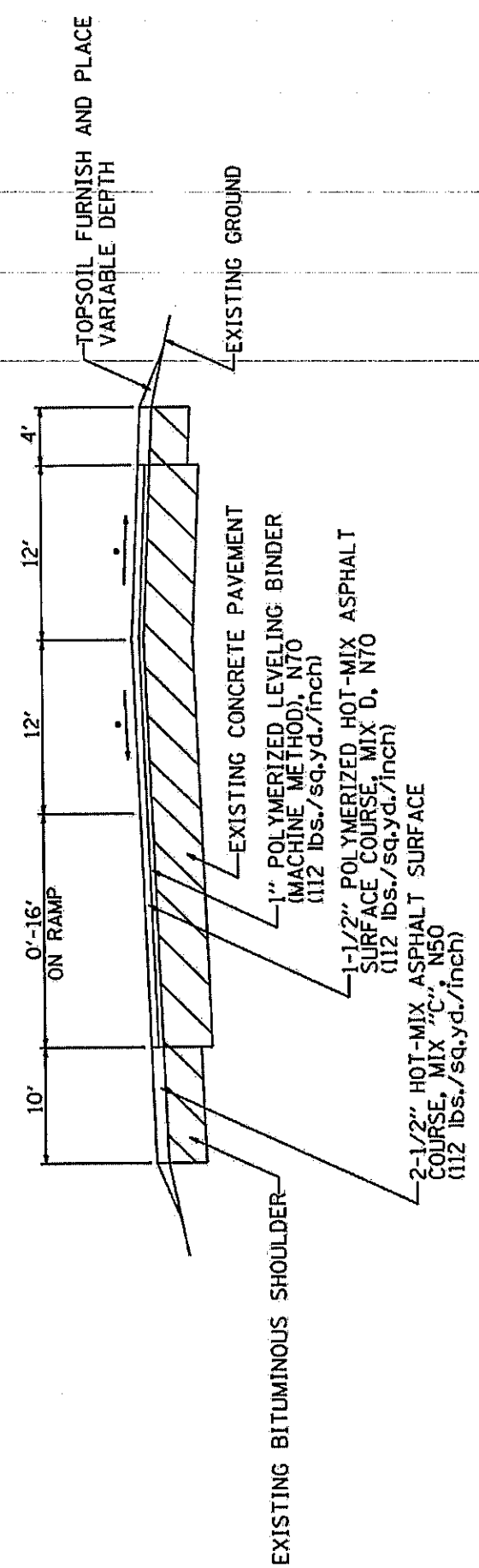


▪ MATCH EXISTING SLOPE
 (MIN. 1/8" / FT CROSS SLOPE)

FAP 301(US20)
 SECTION (44-2.45)RS
 JO DAYLESS COUNTY
 CONTRACT 64876
 SHEET 32 OF 106

TYPICAL SECTIONS

US20
 WB
 STA.396+33-STA.403+39

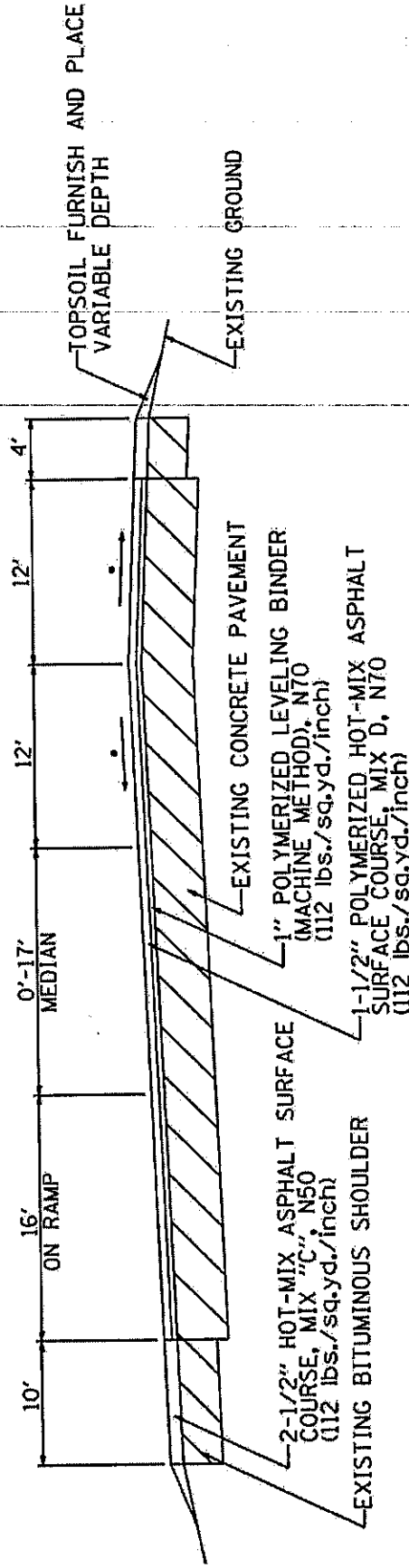


• MATCH EXISTING SLOPE
 (MIN. 1/8"/FT CROSS SLOPE)

FAP 301(US20)
 SECTION 44-2.451RS
 JO DAVIESS COUNTY
 CONTRACT 64876
 SHEET 33 OF 106

TYPICAL SECTIONS

US20
 WB
 STA.403+39-STA.408+30

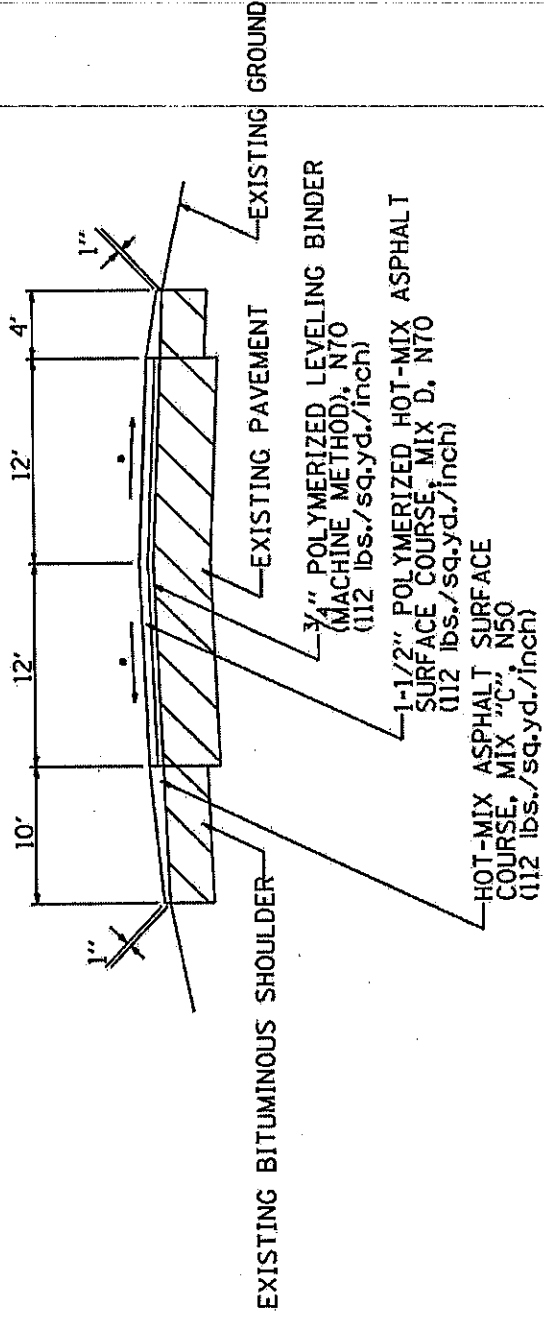


▪ MATCH EXISTING SLOPE (MIN. 1/8" / FT CROSS SLOPE)

FAP 301(US20)
 SECTION (44-2-45)RS
 JO DAVIESS COUNTY
 CONTRACT 64B76
 SHEET 34 OF 106

TYPICAL SECTIONS

US20
 WB
 STA.411+37-STA.414+41
 STA.415+67-STA.424+09



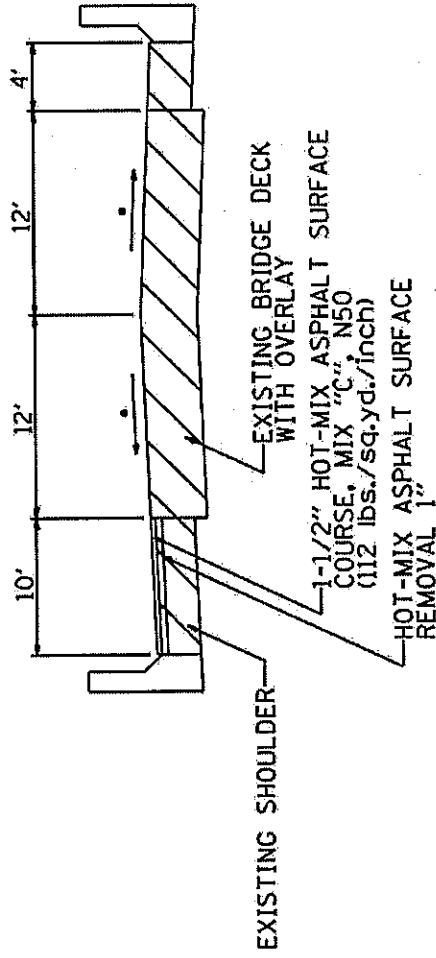
• MATCH EXISTING SLOPE
 (MIN. 1/8" / FT CROSS SLOPE)

FAP 301(US20)
SECTION (44-2-45)RS
JO DAVLESS COUNTY
CONTRACT 64B78
SHEET 35 OF 106

TYPICAL SECTIONS

US20
WB

STA. 414+41 - STA. 415+67

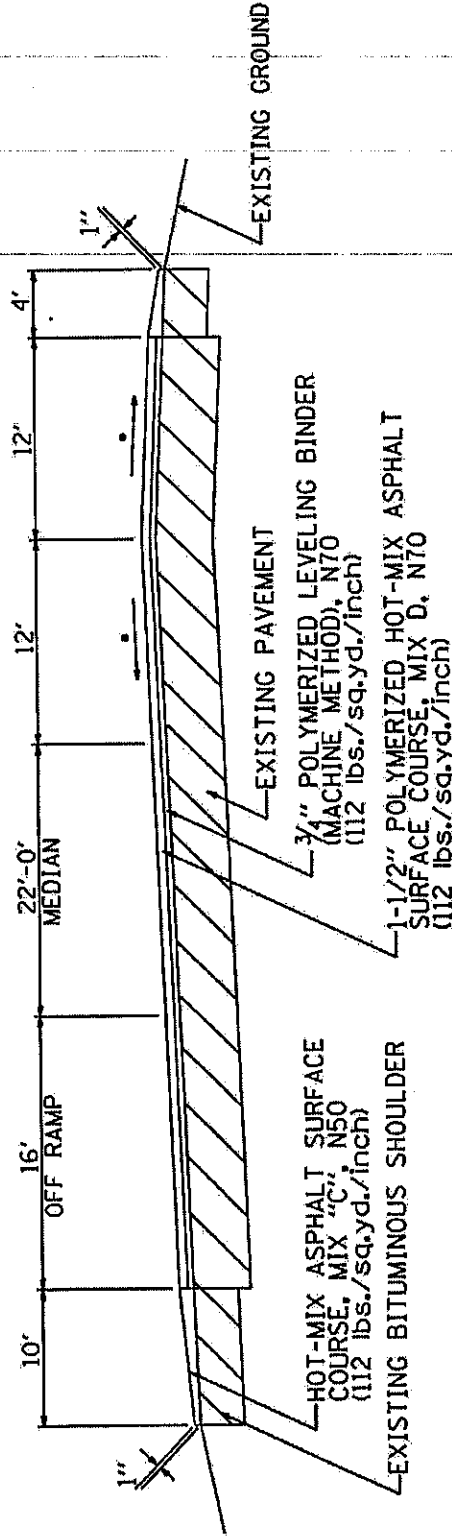


▪ MATCH EXISTING SLOPE
(MIN. 1/8"/FT CROSS SLOPE)

FAP 301(US20)
 SECTION 144-2.45JRS
 JO DAVIESS COUNTY
 CONTRACT 64B76
 SHEET 36 OF 106

TYPICAL SECTIONS

US20
 WB
 STA.424+09--STA.428+04



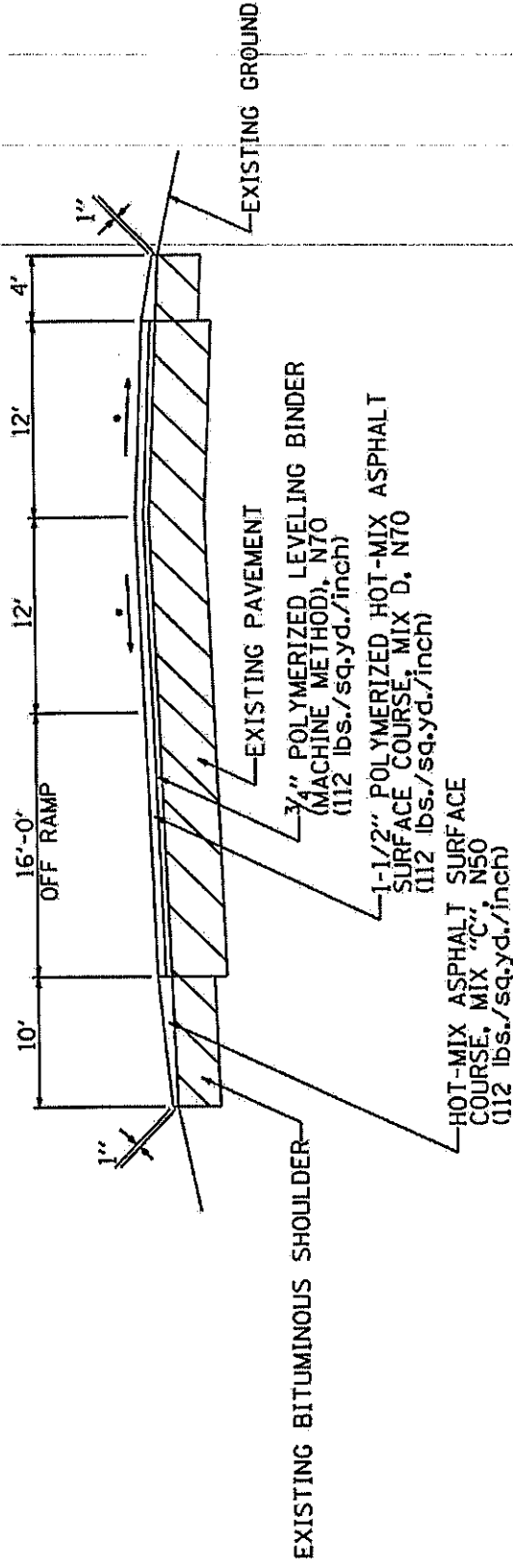
• MATCH EXISTING SLOPE
 (MIN. 1/8" / FT CROSS SLOPE)

FAP 301 (US20)
 SECTION (44-2.45)RS
 JO DAVIESS COUNTY
 CONTRACT 64876
 SHEET 37 OF 106

TYPICAL SECTIONS

US20
 WB

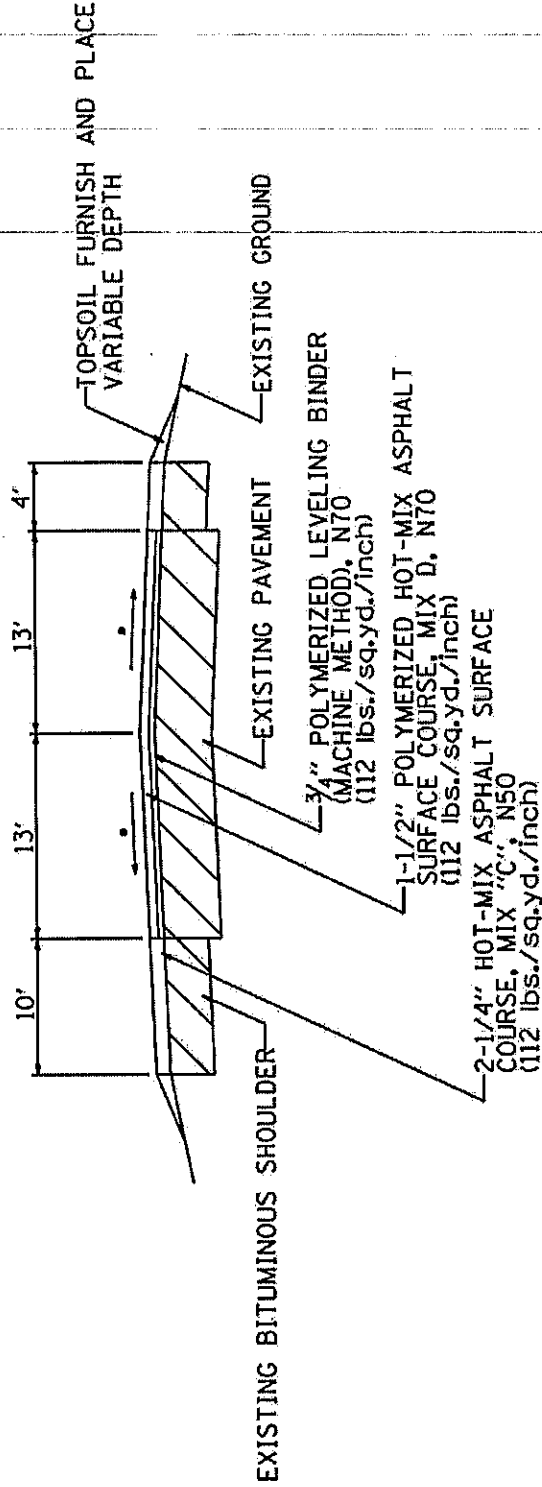
STA. 428+04-STA. 431+36



▪ MATCH EXISTING SLOPE
 (MIN. 1/8"/FT CROSS SLOPE)

TYPICAL SECTIONS

US20
 WB
 STA.444+56-STA.455+38**
 STA.562+95-STA.563+45



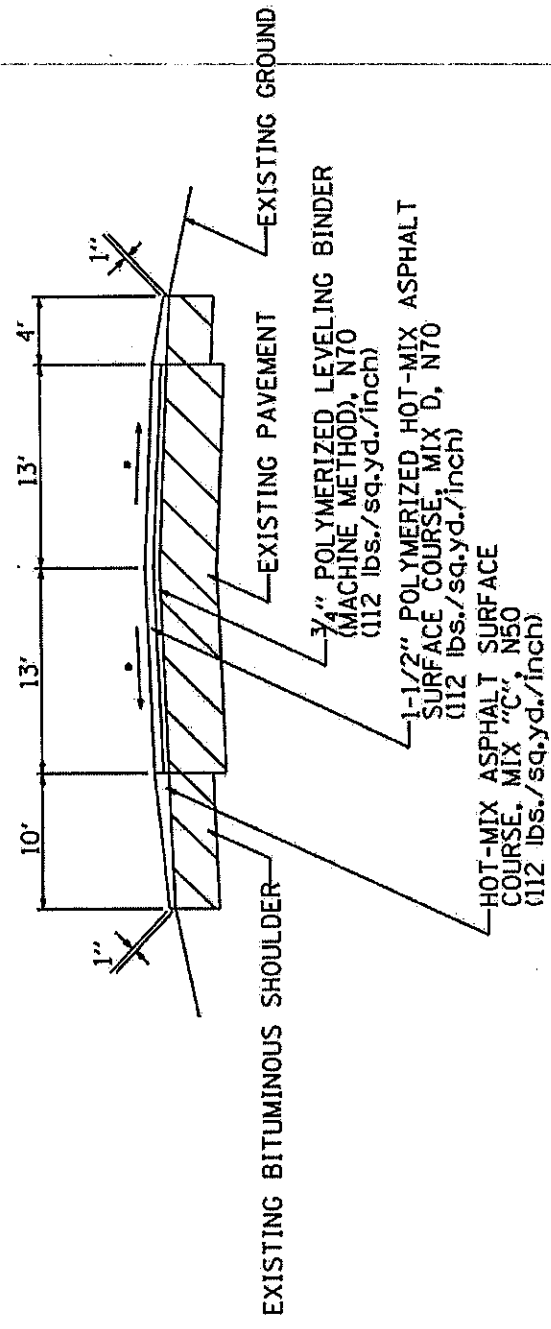
** NOTE: STA.453+89-STA.455+29 LT
 PAVED SHOULDER REMOVAL
 HMA SHOULDERS 5 3/4"

* MATCH EXISTING SLOPE
 (MIN. 1/8" / FT CROSS SLOPE)

FAP 301(US20)
 SECTION (44-2.45)RS
 JO DAVIESS COUNTY
 CONTRACT 64B76
 SHEET 39 OF 106

TYPICAL SECTIONS

US20
 WB
 STA.455+38-STA.480+59
 STA.484+12-STA562+95

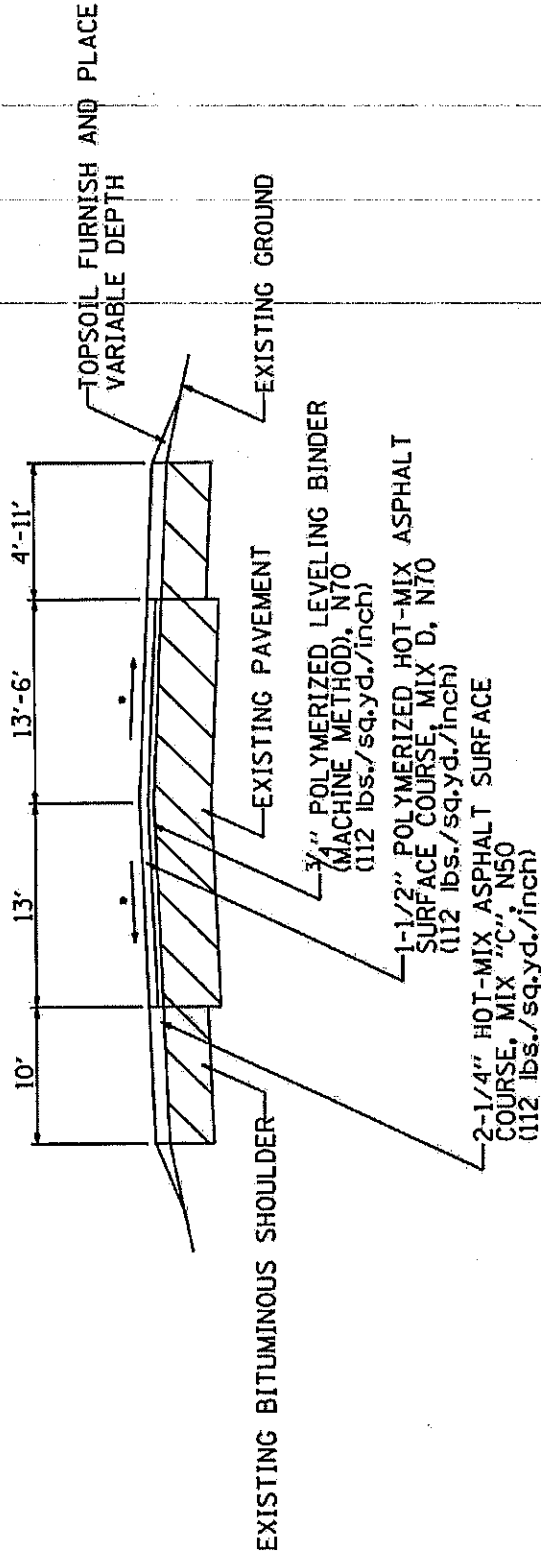


• MATCH EXISTING SLOPE
 (MIN. 1/8" / FT CROSS SLOPE)

FAP 301(US20)
 SECTION (44-2-45)RS
 JO DAVIESS COUNTY
 CONTRACT 64B76
 SHEET 40 OF 106

TYPICAL SECTIONS

US20
 WB
 STA.563+45-STA.564+62

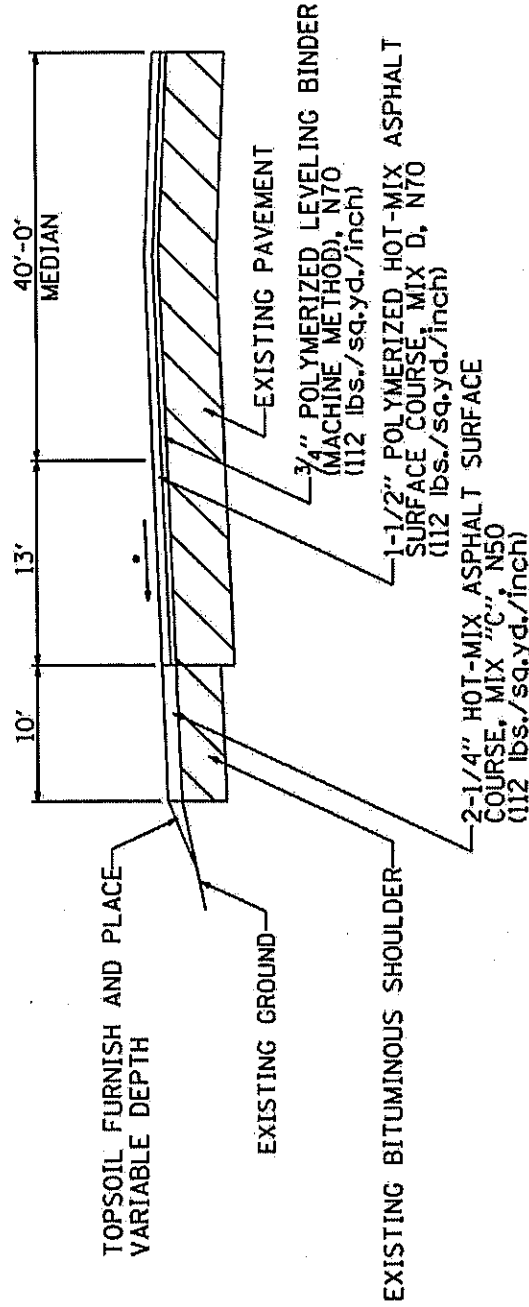


• MATCH EXISTING SLOPE
 (MIN. 1/8" / FT CROSS SLOPE)

FAP 301(US20)
 SECTION 44-2.45(JRS
 JO DAVIESS COUNTY
 CONTRACT 64B76
 SHEET 41 OF 106

TYPICAL SECTIONS

US20
 WB
 STA.564+62-STA.569+61

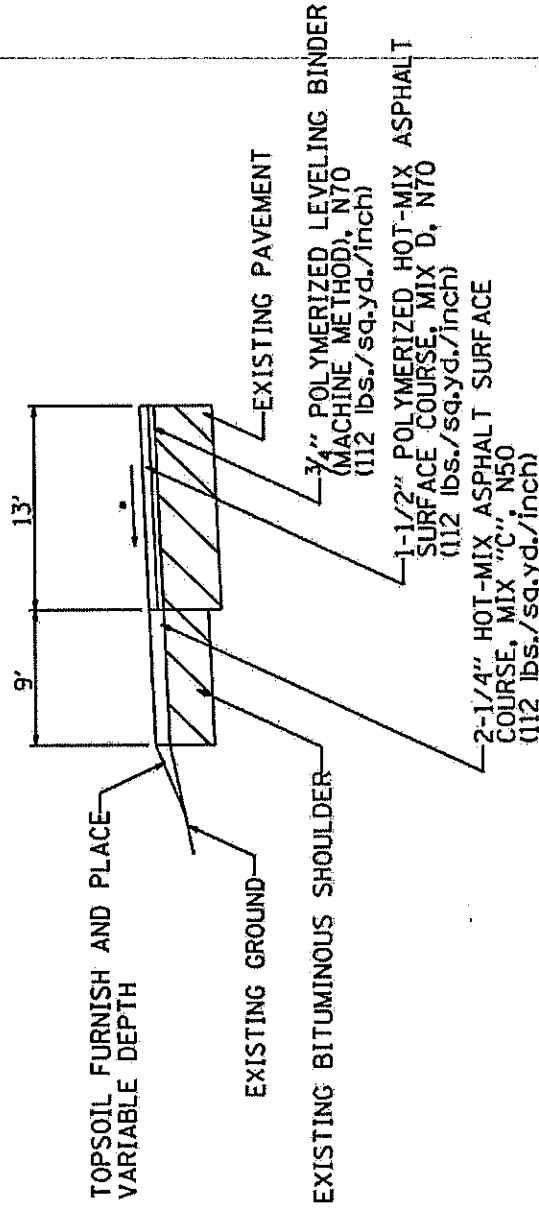


• MATCH EXISTING SLOPE (MIN. 1/8" / FT CROSS SLOPE)

FAP 301(US20)
 SECTION 1.44-2.45)RS
 JO DAVIESS COUNTY
 CONTRACT 64876
 SHEET 42 OF 106

TYPICAL SECTIONS

US20
 WB
 STA.569+61-STA.571+04

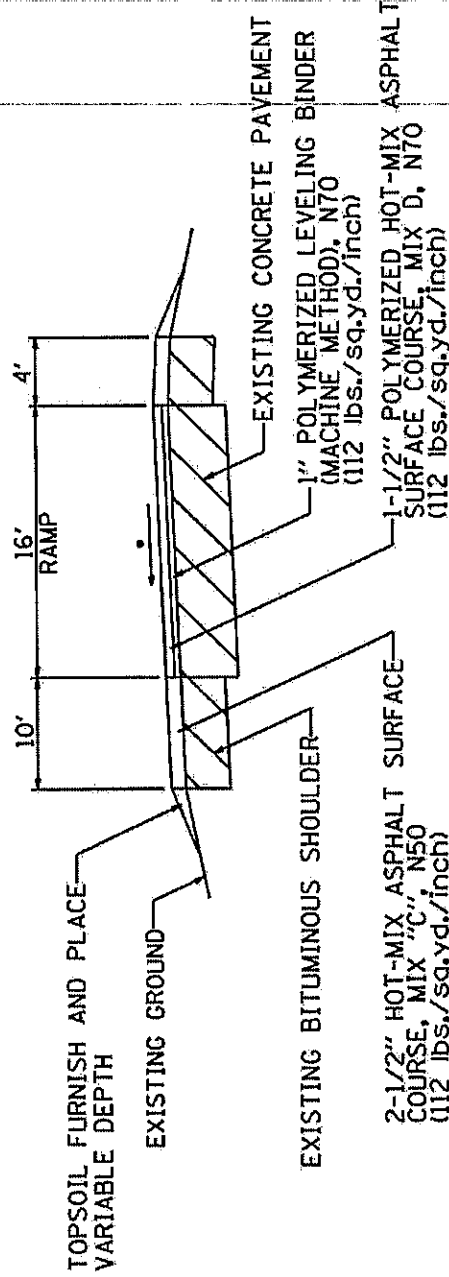


• MATCH EXISTING SLOPE (MIN. 1/8" / FT CROSS SLOPE)

FAP 301 (US20)
 SECTION (44-2.45)RS
 JO DAVIESS COUNTY
 CONTRACT 64B76
 SHEET 43 OF 106

TYPICAL SECTIONS

US20
 MENOMINEE RD OFF RAMP

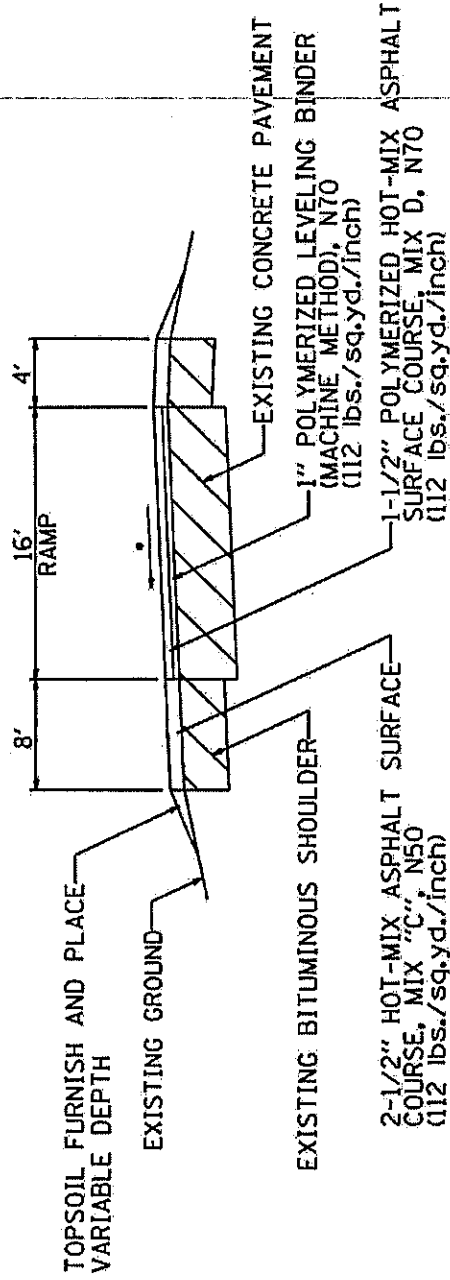


• MATCH EXISTING SLOPE
 (MIN. 1/8" / FT CROSS SLOPE)

FAP 301(US20)
 SECTION 144-2.45)RS
 JO DAVILESS COUNTY
 CONTRACT 64B76
 SHEET 44 OF 106

TYPICAL SECTIONS

US20
 MENOMINEE RD ON RAMP

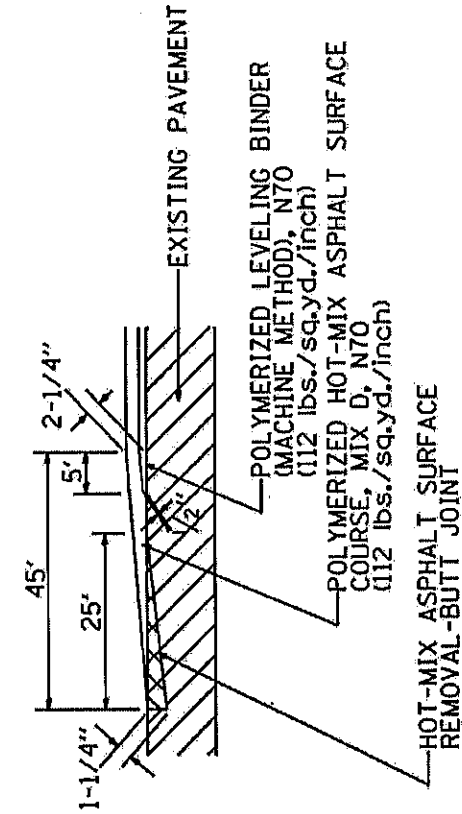


* MATCH EXISTING SLOPE
 (MIN. 1/8" / FT CROSS SLOPE)

TYPICAL SECTIONS

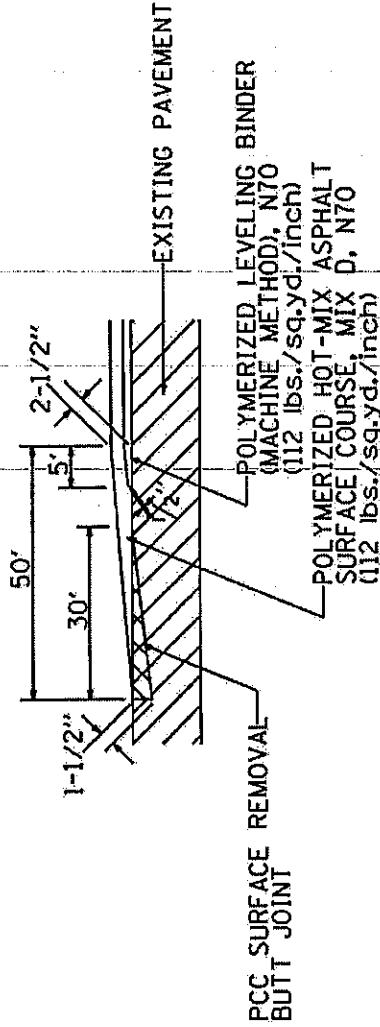
BITUMINOUS BUTT JOINT
 US20
 EB

- STA.338+10-STA.338+55**
- STA.487+34-STA.487+79
- STA.489+90-STA.490+35
- STA.578+69-STA.579+14
- WB
- STA.329+89-STA.330+34
- STA.413+96-STA.414+41
- STA.415+67-STA.416+12
- STA.480+14-STA.480+59
- STA.484+12-STA.484+57
- STA.571+04-STA.571+49
- MENOMINEE RD ON RAMP
- MENOMINEE RD OFF RAMP



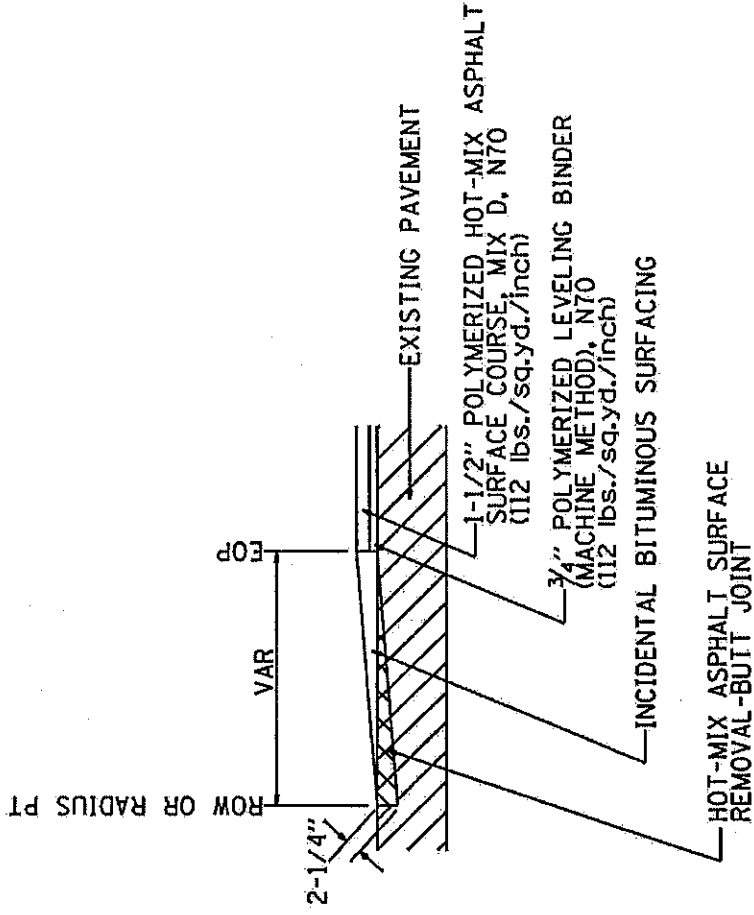
** NOTE: POLYMERIZED HMA SURFACE COURSE,
 MIX F, N70 (123 lbs./sq.yd./inch)
 (STA.338+10-338+55)

CONCRETE BUTT JOINT
 MENOMINEE RD ON RAMP
 MENOMINEE RD OFF RAMP



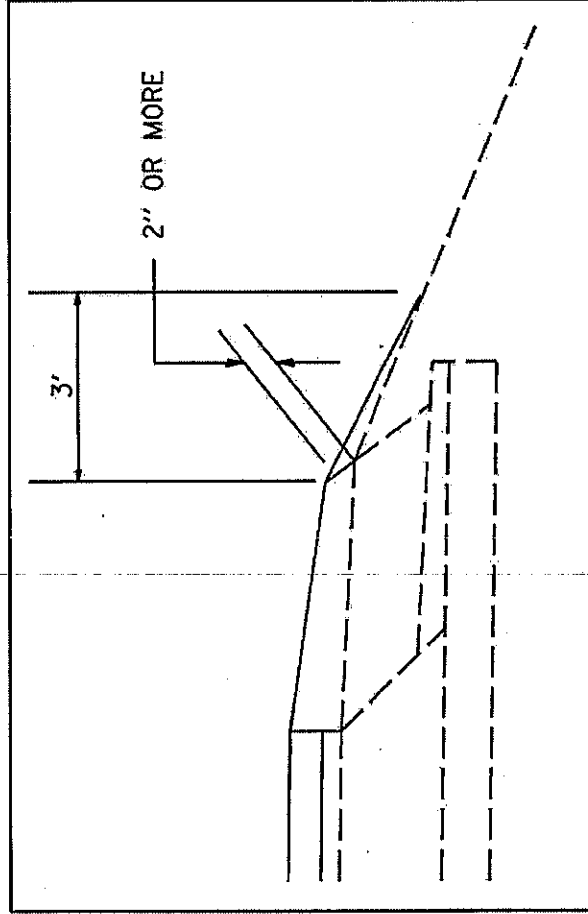
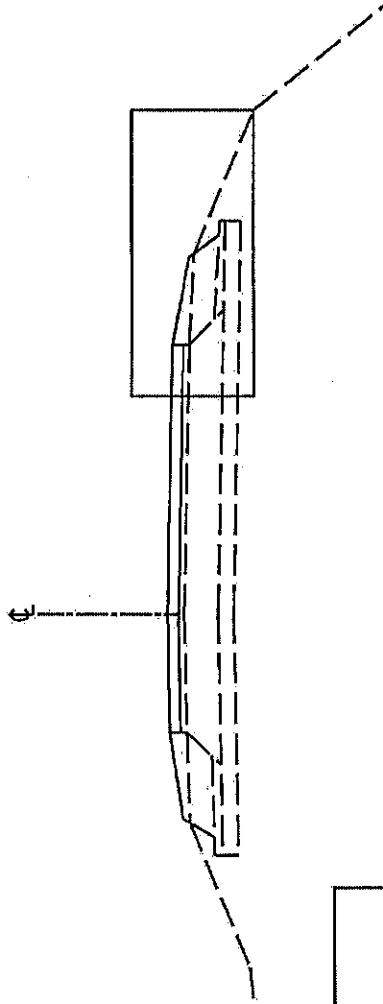
TYPICAL SECTIONS

BITUMINOUS BUTT JOINT
US20
SIDE ROADS



TYPICAL SECTIONS

TOPSOIL DETAIL



NOTE: WHEN THE DROPOFF FROM THE PROPOSED EDGE OF SHOULDER TO THE EXISTING FORESLOPE IS 2" OR GREATER, A 3 FOOT WEDGE OF TOPSOIL SHALL BE PLACED ON THE FORESLOPE, (AREAS TO BE DETERMINED BY THE RESIDENT)

THIS WORK TO BE PAID FOR AT THE CONTRACT UNIT PRICE PER SQUARE YARD FOR TOPSOIL FURNISH AND PLACE VARIABLE DEPTH.

PAGE SUBTOTALS	96.30	174.02	6496.75	8287.39	5183.41	1600.91	48664
----------------	-------	--------	---------	---------	---------	---------	-------

BITUMINOUS SCHEDULE

FAP 301 (US 20)
 Section (44-2, 45)RS
 Jo Daviess County
 Contract No. 64B76
 Sheet 49 of 106

STATIONS	LENGTH FT	PAVEMENT				PROPOSED SURFACE				40600200 BIT. PRIME TON	40600300 AGG. PRIME TON	40600837 POLYMERIZED LEVEL TON	40603540 HOT-MIX ASPH SURFACE CSE MIX D N 70 TON	40603310 HOT-MIX ASPHALT SURFACE CSE MIX C N 50 TON	40603390 HOT-MIX ASPHALT SURF CSE MIX F N 70 TON	64200105 SHOULDER RUMBLE STRIPS FOOT	
		WIDTH		SQ. YD.		LT		RT									
		WIDTH	SQ. YD.	LT	RT	SQ. YD.	RT										
US 20 (WB) cont.																	
411 + 37 - 413 + 96	259	24	690.7	10.0	4.0	402.9	4.0	38.7	58.0	1.04	38.7	50.8	50.8			518	
413 + 96 - 414 + 41	45	24	120.0	10.0	4.0	70.0	4.0	6.7	10.1	0.18	6.7	8.8	8.8			90	
414 + 41 - 415 + 67	SEE BRIDGE DECK OVERLAYS																
415 + 67 - 416 + 12	45	24	120.0	10.0	4.0	70.0	4.0	6.7	10.1	0.18	6.7	6.4	6.4			90	
416 + 12 - 424 + 9	797	24	2125.3	10.0	4.0	1239.8	4.0	119.0	178.5	3.19	119.0	112.8	112.8			1594	
424 + 9 - 428 + 4	395	51	2238.3	10.0	4.0	614.4	4.0	125.3	188.0	3.36	125.3	55.9	55.9			790	
428 + 4 - 431 + 36	332	32	1364.9	10.0	4.0	516.4	4.0	76.4	114.7	2.05	76.4	47.0	47.0			664	
431 + 36 - 444 + 56	1320	24	3520.0	10.0	4.0	2053.3	4.0	197.1	295.7	5.28	197.1	287.5	287.5			2640	
444 + 56 - 455 + 38	1082	24	2885.3	10.0	4.0	1683.1	4.0	161.6	242.4	4.33	161.6	212.1	212.1			2164	
455 + 38 - 480 + 14	2476	26	12380.0	10.0	4.0	3851.6	4.0	693.3	1039.9	18.57	693.3	350.5	350.5			4952	
480 + 14 - 480 + 59	45	26	225.0	10.0	4.0	70.0	4.0	12.6	18.9	0.34	12.6	6.4	6.4			90	
480 + 59 - 484 + 12	BRIDGE OMISSION															0	
484 + 12 - 484 + 57	45	26	225.0	10.0	4.0	70.0	4.0	12.6	18.9	0.34	12.6	6.4	6.4			90	
484 + 57 - 562 + 95	7838	26	22643.1	10.0	4.0	12192.4	4.0	1268.0	1902.0	33.96	1268.0	1109.5	1109.5			15676	
562 + 95 - 563 + 45	50	26	144.4	10.0	4.0	77.8	4.0	8.1	12.1	0.22	8.1	9.8	9.8			100	
563 + 45 - 564 + 62	117	22.5	292.5	10.0	7.0	221.0	7.0	16.4	24.6	0.44	16.4	27.8	27.8			234	
564 + 62 - 565 + 75	113	16	376.7	10.0	7.0	125.6	7.0	21.1	31.6	0.32	21.1	15.8	15.8			113	
565 + 75 - 569 + 61	386	13	557.6	10.0	7.0	428.9	7.0	31.2	46.8	0.84	31.2	54.0	54.0			386	
569 + 61 - 571 + 4	143	13	206.6	9.0	7.0	143.0	7.0	11.6	17.4	0.31	11.6	18.0	18.0			143	
571 + 4 - 571 + 49	45	13	65.0	9.0	7.0	45.0	7.0	3.6	5.5	0.10	3.6	5.7	5.7			45	
MENOMINEE ROAD RAMPS																	
NE RAMP (off ramp)																	
415 + 92 - 416 + 37	45	16	80.0	10.0	4.0	70.0	4.0	4.5	6.7	0.12	4.5	9.8	9.8			90	
416 + 37 - 424 + 9	772	16	1372.4	10.0	4.0	1200.9	4.0	76.9	115.3	2.06	76.9	168.1	168.1			1544	
NW RAMP (on ramp)																	
408 + 30 - 414 + 82	652	16	1159.1	8.0	4.0	869.3	4.0	64.9	97.4	1.74	64.9	121.7	121.7			1304	
414 + 82 - 415 + 27	45	16	80.0	8.0	4.0	60.0	4.0	4.5	6.7	0.12	4.5	8.4	8.4			90	
MEDIAN AREAS																	
East end of job																	
564 + 62 - 565 + 75	113	37	464.6							0.27	26.0						
565 + 75 - 569 + 61	386	19.5	836.3							0.48	46.8						
NW ramp																	
403 + 39 - 408 + 30	491	8.5	463.7							0.27	26.0						
NE Ramp																	
424 + 9 - 428 + 4	395	11	482.8							0.28	27.0						
PAGE SUBTOTALS										46.65	3086.68			2693.19	0.00		33407

BITUMINOUS SCHEDULE

FAP 301 (US 20)
 Section (44-2, 45)RS
 Jo Daviess County
 Contract No. 64B76
 Sheet 50 of 106

STATIONS	LENGTH FT	PAVEMENT			PROPOSED SURFACE			40600200	40600300	40600837	40603540	40603310	40603390	64200105						
		WIDTH	SQ. YD.	LT	SHOULDER		BIT. PRIME TON								AGG. PRIME TON	POLYMERIZED LEVEL BIND. (MACH.) METHOD N 70 TON	POLYMERIZED HOT-MIX ASPH. SURFACE CSE MIX D N 70 TON	HOT-MIX ASPHALT SURFACE CSE MIX C N 50 TON	HOT-MIX ASPHALT SURF CSE MIX F N 70 TON	SHOULDER RUMBLE STRIPS FOOT
					RT	SQ. YD.														
BRIDGE DECK OVERLAYS:																				
US 20 (EB)																				
336 + 11 - 338 + 10	199	30	663.3					0.38	1.00		46.4									
US 20 (WB)																				
327 + 89 - 329 + 83	194	30	646.7					0.37	0.97		45.3									
414 + 41 - 415 + 67	126			10.0				0.04	0.21			11.8								
JIMBUS ROAD (WB) side																				
North Return (Lt side)	82	VAR.																		
EVERGREEN LANE (WB) side																				
North Return (Lt side)	81	VAR.																		
N. MENOMINEE ROAD (EB)																				
South Return (Rt side)	35	VAR.																		
North Return (Lt side)	38	VAR.																		
SHOULDER REPAIR AREAS:																				
US 20 (WB)																				
330 + 00 - 331 + 80	180					4.0	80.0													
353 + 33 - 353 + 53	20			10.0			22.2													
369 + 86 - 370 + 96	110					4.0	48.9													
SHOULDER REPAIR AREAS CONT.																				
US 20 (EB)																				
532 + 33 - 539 + 83	750					10	833.3													
539 + 83 - 564 + 68	2485					10	2761.1	0.79				309.2								
569 + 25 - 572 + 27	302					10	335.6	0.10				37.6								
SHOULDER CONTINGENCY:																				
Use Level Binder if replacement of existing is required.																				
PAGE SUBTOTALS								1.68	2.18	0.00	91.70	358.59	0.00	0						
TOTALS								144.6	258.9	9583.4	13009.1	8235.2	1600.9	82071.0						

**DRIVEWAY, MAILBOX TURNOUT,
SIDEROAD AND MEDIAN X-OVER
SCHEDULE**

FAP 301 (US 20)
Section (44-2, 45)RS
Jo Daviess County
Contract No. 64B76
Sheet 51 of 106

STATIONS	EXISTING SURFACE	FLARE LENGTH FT	EXISTING PAVEMENT		40600200 BIT. PRIME TON	40600300 AGG. PRIME TON	4080050 INCIDENTAL HOT-MIX ASPH SURF TON
			THROAT				
			WIDTH	SQ. YD.			
US 20 (WB)							
Imbus Rd Lt	Bit.	17	49	402.9	0.12		62.0
388 + 33 FEL	Bit.	9	11	55.6	0.08		8.6
455 + 58 FEL	Bit.	16	13	142.4	0.20		21.9
Evergreen Lane Lt	Bit.	10	24	209.6	0.30		32.3
517 + 37 CEL	Bit.	12	12	102.0	0.15		15.7
549 + 1 PEL	Bit.	11	11	75.8	0.11		11.7
US 20 (EB)							
367 + 52 PER	Bit.	8	16	68.7	0.10		10.6
367 + 52 MBR	Bit.	33	1	7.3	0.01		1.1
383 + 42 PER	Bit.	23	15	63.9	0.09		9.8
383 + 42 MBR	Bit.	22	7	17.1	0.02		2.6
387 + 67 PER	Bit.	12	16	54.3	0.08		8.4
387 + 67 MBR	Bit.	30	9	30.0	0.04		4.6
393 + 46 PEL	Bit.	22	16	39.1	0.06		6.0
395 + 91 PEL	Bit.	15	16	56.7	0.08		8.7
396 + 83 CER	Bit.	25	33	127.8	0.18		19.7
399 + 92 CER	Bit./ Agg.	20	28	80.0	0.11		12.3
400 + 33 MBR	Bit./ Agg.	76	22	160.4	0.23		24.7
400+98 and CER	Bit./ Conc.	19	130	274.4	0.39		42.3
401+82 together PER	Bit./ Conc.						
401 + 82 MBR	Bit.	50	7	38.9	0.06		6.0
406 + 59 PER	Agg.	17	14	39.7	0.06		6.1
N. Menominee Rd Lt	Bit.	17	47	227.5	0.07		35.0
N. Menominee Rd Rt	Bit.	16	44	204.0	0.06		31.4
431 + 84 PER	Agg.	26	26	134.3	0.19		20.7
442 + 0 PER	Agg.	22	21	73.3	0.10		11.3
494 + 13 FER	Bit.	24	11	36.0	0.05		5.5
524 + 79 PER	Bit.	22	16	106.2	0.03		16.4
MEDIAN X- OVERS (using EB stationing)							
347 + 68 Lt	Bit.	VAR	VAR	198.5	0.06	0.30	30.6
367 + 52 Lt	Bit.	VAR	VAR	427.0	0.12	0.64	65.8
396 + 83 Lt	Bit.	VAR	VAR	645.2	0.18	0.97	99.4
478 + 65 Lt	Bit.	VAR	VAR	293.4	0.08	0.44	45.2
494 + 13 Lt	Bit.	VAR	VAR	229.9	0.07	0.34	35.4
524 + 79 Lt	Bit.	VAR	VAR	227.9	0.07	0.34	35.1
556 + 64 Lt	Bit.	VAR	VAR	168.4	0.05	0.25	25.9
PAGE TOTALS				5018.3	3.6	3.3	772.8

CLASS A PATCHING SCHEDULE

FAP 301 (US 20)
 Section (44-2.45)RS
 JoDavies County
 Contract 64B76
 Sheet 55 of 106

STATION	WIDTH OF LANE FOOT	LENGTH OF PATCH		CLASS A PATCHES TYPE 2, 8 INCH		CLASS A PATCHES TYPE 3, 8 INCH		CLASS A PATCHES TYPE 4, 8 INCH		44213200 SAW CUTS		44213000 PATCHING REINFORCEMENT	Z0075300 TIE BARS
		LT LANE FOOT	RT LANE FOOT	LT LANE SQ. YD.	RT LANE SQ. YD.	LT LANE SQ. YD.	RT LANE SQ. YD.	LT LANE SQ. YD.	RT LANE SQ. YD.	LT LANE FOOT	RT LANE FOOT	SQ. YD.	EACH
US 20 WB cont													
434 + 66	12	10	13.3								56.0	13.3	
434 + 85	12	10	13.3								56.0	13.3	
436 + 25	12	50									136.0	133.5	25
439 + 72	12	6		8.0							48.0	8.0	
448 + 89	13	15			21.7		21.7				69.0	43.4	
451 + 97	13	6		8.7							51.0	45.0	
452 + 27	13	6		8.7							51.0	45.0	
455 + 11	13	10		14.4							59.0	51.0	
On Ramp													
404 + 50	16	200										355.6	100
407 + 0	16	139										231.1	65
410 + 1	16	20										35.6	10
412 + 73	16	15										26.7	
Off Ramp													
416 + 28	17	6		11.3								11.3	
416 + 48	17	6		11.3								11.3	
417 + 37	17	6		11.3								11.3	
419 + 96	17	6		11.3								11.3	
422 + 64	17	80										151.1	40
423 + 64	17	10			18.9							18.9	
425 + 5	17	6		11.3								11.3	
PAGE SUB-TOTAL				106.4	25.3	40.6	21.7	866.7	66.7	427.0	284.0	1087.0	240
LINE ITEM TOTAL				439.8	524.0	72.6	157.7	2813.3	2746.7	5791.0	8006.0	6700.7	1794.0
PAY ITEM TOTAL				963.8		230.2		5560.0		13797.0		6700.7	1794.0

Z0028415
 GEOTECHNICAL REINFORCEMENT(SQ YD 6754.0)
 Z0028700
 GRANULAR SUBGRADE REPLACEMENT @ 6"(CU YD) 1125.7

CLASS A PATCHING (SPECIAL) SCHEDULE

STATION	WIDTH OF LANE FOOT	LENGTH OF PATCH		CLASS A PATCHES TYPE 3, 7 INCH		44213200 SAW CUTS		44213000 PATCHING REINFORCEMENT	
		LT LANE FOOT	RT LANE FOOT	LT LANE SQ. YD.	RT LANE SQ. YD.	LT LANE FOOT	RT LANE FOOT	LT LANE SQ. YD.	RT LANE SQ. YD.
US 20 WB LUGS									
412 + 6	12	16	16	21.3	21.3	68.0	52.0	21.3	21.3
412 + 46	12	16	16	21.3	21.3	68.0	52.0	21.3	21.3
412 + 86	12	16	16	21.3	21.3	68.0	52.0	21.3	21.3
413 + 32	12	16	16	21.3	21.3	68.0	52.0	21.3	21.3
LINE ITEM TOTAL				85.3	85.3	272.0	208.0	85.3	85.3
PAY ITEM TOTAL				170.7		480.0		170.7	

CLASS B PATCHING SCHEDULE

FAP 301 (US 20)
 Section (44-2,45)RS
 JoDavies
 64B76
 Sheet 56 of 106

STATION	WIDTH OF LANE FOOT	LENGTH OF PATCH		44200982 CLASS B PATCHES TYPE 2, 11 INCH		44200986 CLASS B PATCHES TYPE 3, 11 INCH		44200988 CLASS B PATCHES TYPE 4, 11 INCH		44213200 SAW CUTS		Z0017100 DOWEL BARS		42001200 PAVEMENT FABRIC	Z0075300 TIE BARS
		LT LANE	RT LANE	LT LANE	RT LANE	LT LANE	RT LANE	LT LANE	RT LANE	LT LANE	RT LANE	LT LANE	RT LANE		
US20 EB		FOOT	FOOT	SQ. YD.	SQ. YD.	SQ. YD.	SQ. YD.	SQ. YD.	SQ. YD.	FOOT	FOOT	EACH	EACH	SQ. YD.	EACH
443 + 33	12		25					33.3					20	33.3	13
445 + 25	12		8		10.7								20		
445 + 69	12		6		8.0								20		
446 + 62	12		6		8.0								20		
447 + 30	12		6		8.0								20		
447 + 71	12		6		8.0								20		
444 + 26	12		35		8.0			46.7					20	46.7	18
448 + 83	12		10			13.3							20	16.0	
449 + 10	12		6		8.0								20		
449 + 35	12		6		8.0								20		
449 + 59	12		6		8.0								20		
451 + 11	12		6		8.0					48.0			20		
451 + 19	12		6		8.0								20		
451 + 40	12		6		8.0								20		
452 + 57	12		8		10.7					52.0			20		
452 + 96	12		8		10.7								20		
453 + 17	12		6		8.0								20		
453 + 99	12		6		8.0								20		
455 + 68	12		30					40.0					20	40.0	15
PAGE SUB-TOTAL					18.7	117.3	0.0	13.3	0.0	120.0	100.0	40.0	340.0	136.0	46.0
PAY ITEM TOTAL					136.0			13.3	120.0	1076.0	380.0			136.0	46.0

Z0028415
 GEOTECHNICAL REINFORCEMENT (SQ YD) 269.3

Z0028700
 GRANULAR SUBGRADE REPLACEMENT @ 6" (CU YD) 45

PARTIAL DEPTH/ FULL DEPTH PATCHING SCHEDULE

FAP 301 (US 20)
 Section (44-2.45)RS
 JoDaviness
 64B76
 Sheet 57 of 106

STATION	WIDTH OF LANE FT	LENGTH OF PATCH		44200180 PAVT PATCHING TYPE 2, 15 INCH		44200079 PAVT PATCHING TYPE 2, 7 INCH		44200084 PAVT PATCHING TYPE 3, 7 INCH		44200086 PAVT PATCHING TYPE 4, 7 INCH		44002230 HOT- MIX ASPH. REMOVAL OVER PATCHES 7.5"		40601005 HOT- MIX ASPH. REPLACEMENT OVER PATCHES			
		LT LANE	RT LANE	SQ. YD.	SQ. YD.	LT LANE	RT LANE	SQ. YD.	SQ. YD.	LT LANE	RT LANE	SQ. YD.	SQ. YD.	LT LANE	RT LANE	TONS	TONS
US20 EB																	
347 + 99	12	6	6			8.0	8.0					9.33	9.33			3.92	3.92
349 + 12	12	6	6			8.0	8.0					9.33	9.33			3.92	3.92
350 + 6	12	6	6			8.0	8.0					9.33	9.33			3.92	3.92
350 + 67	12	6	6			8.0	8.0										
363 + 44	12	6	6			8.0	8.0					9.33	9.33			3.92	3.92
371 + 47	13	6	6			8.7	8.7										
375 + 92	13	6	6			8.7	8.7									4.25	4.25
382 + 75	13	20	20			8.7	8.7			28.9						4.25	4.25
400 + 72	13	6	6			8.7	8.7					10.11	10.11			4.25	4.25
405 + 76	13	6	6			8.7	8.7					10.11	10.11			4.25	4.25
434 + 17	13	6	6			8.7	8.7					10.11	10.11			4.25	4.25
437 + 1	13	6	6			8.7	8.7					10.11	10.11			4.25	4.25
442 + 73	13	12	12			8.7	8.7					10.11	10.11			7.89	7.89
572 + 27	13	6	6			8.7	8.7					10.11	10.11			4.25	4.25
US20 WB																	
547 + 29	13	6	6			8.7	8.7										
547 + 69	13	6	6			8.7	8.7										
553 + 94	13	6	6			8.7	8.7										
560 + 53	13	6	6			8.7	8.7										
TOTAL						8.7	34.7	66.7	92.7	0.0	17.3	0.0	28.9	77.8	147.9	32.7	62.1
FULL DEPTH TOTAL (10% of TOTAL)																	
								6.7	9.3	0.0	1.7	0.0	2.9				

44200180 PAVT PATCHING TYPE 2, 15 INCH		44200079 PAVT PATCHING TYPE 2, 7 INCH		44200084 PAVT PATCHING TYPE 3, 7 INCH		44200086 PAVT PATCHING TYPE 4, 7 INCH		44002230 BIT. REM. OVER PATCHES 7.5 IN		40601005 BIT. REPLACE OVER PATCHES	
SQ. YD.	FT	SQ. YD.	FT	SQ. YD.	FT	SQ. YD.	FT	SQ. YD.	FT	SQ. YD.	TONS
43	43	16	16	17	17	29	29	225.7	225.7	94.8	94.8

Z0028445
 GEOTECHNICAL REINFORCEMENT (SQ YD) = 105.3
 Z0028700
 GRANULAR SUBGRADE REPLACEMENT (CU YD) = 17.5

GRINDING SCHEDULE

FAP 301 (US 20)
 Section (44-2, 45)RS
 JoDavies County
 Contract No. 64B76
 Sheet 58 of 106

STATIONS	LENGTH FOOT	PAVEMENT WIDTH	44000153	44000154	44000157	NOTE
			HOT- MIX ASPHALT SURF. REMOVAL 1" SQ. YD.	HOT- MIX ASPHALT SURF. REMOVAL 1.25" SQ. YD.	HOT- MIX ASPHALT SURF. REMOVAL 2" SQ. YD.	
US 20 (EB)						
Menominee River bridge deck						
336 + 11 - 338 + 11	200	30		666.7		1.25"
US 20 (WB)						
Menominee River bridge deck						
327 + 89 - 329 + 89	200	30		666.7		1.25"
US 20 (WB)						
Bridge over Menominee Road						
Lt. Shoulder area						
414 + 41 - 415 + 67	126	10	140.0			1.0"
US 20 (EB)						
Rt. Shoulder area						
556 + 44 - 564 + 68	824	10			915.6	2.0"
569 + 25 - 572 + 47	322	10			357.8	2.0"
TOTALS			140.0	1333.3	1273.3	

SCHEDULE OF QUANTITIES

FAP 301 (US 20)
Section (44-2.45) RS
JoDavless County
Contract No. 64B76
Sheet 59 of 106

***** PREFORMED THERMOPLASTIC PAVEMENT MARKING - LINE 18 INCH**

<u>LOCATION</u>	<u>REMARK</u>	<u>FOOT</u>
US 20 EB		
STA. 461+08	Aerial Speed Checks	12
STA.467+68	(exactly 660' O.C.)	12
STA. 474+28		12
US 20 WB		
STA. 377+17	Aerial Speed Checks	12
STA. 383+77	(exactly 660' O.C.)	12
STA. 390+37		12
STA. 505+78	Aerial Speed Checks	12
STA. 512+38	(exactly 660' O.C.)	12
STA. 518+98		12
	TOTAL	108

SLOPED METAL END SECTION WITH GRATE, 60 INCH

<u>LOCATION</u>	<u>REMARK</u>	<u>EACH</u>
US 20 EB		
STA. 347+46 Lt		1
	TOTAL	1

20400800 FURNISHED EXCAVATION

<u>LOCATION</u>	<u>REMARK</u>	<u>CU YDS</u>
Terminal end Sections Type 1	30 per end section	450
US 20 EB		
STA. 347+46 Lt	Culvert extension	75
	TOTAL	525

SCHEDULE OF QUANTITIES

FAP 301 (US 20)
Section (44-2,45) RS
JoDaviess County
Contract No. 64B76
Sheet 60 of 106

21101600 TOPSOIL FURNISH AND PLACE, VARIABLE DEPTH

<u>LOCATION</u>	<u>REMARK</u>	<u>SQ YD</u>
US 20 EB		
STA. 338+10 - 367+89	3' wide each side	1986.0
STA. 367+89 - 370+68	3' wide LT side	93.0
STA. 370+68 - 396+55	3' wide each side	246.7
STA. 435+70 - 443+10	3' wide RT side	246.7
STA. 443+10 - 464+31	3' wide each side	1414.0
STA. 464+31 - 481+11	3' wide LT side	560.0
STA. 481+11 - 487+79	3' wide each side	445.3
STA. 489+90 - 494+29	3' wide each side	292.7
STA. 494+29 - 521+50	3' wide LT side	907.0
STA. 521+50 - 572+47	3' wide each side	3398.0
US 20 WB		
STA. 329+89 - 411+37	3' wide each side	5432.0
STA. 431+36 - 455+38	3' wide each side	1601.3
STA. 562+95 - 564+62	3' wide each side	111.3
STA. 564+62 - 571+04	3' wide each side	428.0
MENOMINEE RD RAMPS		
NE RAMP (off ramp)		
STA. 415+92 - 424+09	3' wide each side	544.7
NW RAMP (on ramp)		
STA. 408+30 - 415+27	3' wide each side	<u>464.7</u>
TOTAL		18171.3

SCHEDULE OF QUANTITIES

FAP 301 (US 20)
Section (44-2,45) RS
JoDaviess County
Contract No. 64B76
Sheet 61 of 106

25000210 SEEDING, CLASS 2A

<u>LOCATION</u>	<u>REMARK</u>	<u>ACRE</u>
US 20 EB		
STA. 338+10 - 367+89	3' wide each side	0.41
STA. 367+89 - 370+68	3' wide LT side	0.02
STA. 370+68 - 396+55	3' wide each side	0.05
STA. 435+70 - 443+10	3' wide RT side	0.05
STA. 443+10 - 464+31	3' wide each side	0.29
STA. 464+31 - 481+11	3' wide LT side	0.12
STA. 481+11 - 487+79	3' wide each side	0.09
STA. 489+90 - 494+29	3' wide each side	0.06
STA. 494+29 - 521+50	3' wide LT side	0.19
STA. 521+50 - 572+47	3' wide each side	0.70
US 20 WB		
STA. 329+89 - 414+41	3' wide each side	1.12
STA. 431+36 - 455+38	3' wide each side	0.33
STA. 562+95 - 564+62	3' wide each side	0.02
STA. 564+62 - 571+04	3' wide each side	0.09
MENOMINEE RD RAMPS		
NE RAMP (off ramp)		
STA. 415+92 - 424+09	3' wide each side	0.11
NW RAMP (on ramp)		
STA. 408+30 - 415+27	3' wide each side	0.10
US 20 EB	Realign ditch	
STA. 347+68 Lt	60' Each way of culvert	0.05
US 20 EB		
STA. 347+46 Lt	Culvert extension	0.03
Type 1 Guardrail End Section areas		<u>0.20</u>
TOTAL		4.0

SCHEDULE OF QUANTITIES

FAP 301 (US 20)
Section (44-2,45) RS
JoDaviess County
Contract No. 64B76
Sheet 62 of 106

25000400 NITROGEN FERTILIZER NUTRIENT

<u>LOCATION</u>	<u>REMARK</u>	<u>POUND</u>
US 20 EB		
STA. 338+10 - 367+89	3' wide each side	36.9
STA. 367+89 - 370+68	3' wide LT side	1.7
STA. 370+68 - 396+55	3' wide each side	4.6
STA. 435+70 - 443+10	3' wide RT side	4.6
STA. 443+10 - 464+31	3' wide each side	26.3
STA. 464+31 - 481+11	3' wide LT side	10.4
STA. 481+11 - 487+79	3' wide each side	8.3
STA. 489+90 - 494+29	3' wide each side	5.4
STA. 494+29 - 521+50	3' wide LT side	16.9
STA. 521+50 - 572+47	3' wide each side	63.2
US 20 WB		
STA. 329+89 - 414+41	3' wide each side	101.0
STA. 431+36 - 455+38	3' wide each side	29.8
STA. 562+95 - 564+62	3' wide each side	2.1
STA. 564+62 - 571+04	3' wide each side	8.0
MENOMINEE RD RAMPS		
NE RAMP (off ramp)		
STA. 415+92 - 424+09	3' wide each side	10.1
NW RAMP (on ramp)		
STA. 408+30 - 415+27	3' wide each side	8.6
US 20 EB	Realign ditch	
STA. 347+68 Lt	60' Each way of culvert	0.05
US 20 EB		
STA. 347+46 Lt	Culvert extension	0.03
Type 1 Guardrail End Section areas		<u>0.20</u>
TOTAL		338.2

SCHEDULE OF QUANTITIES

FAP 301 (US 20)
Section (44-2,45) RS
JoDavieess County
Contract No. 64B76
Sheet 63 of 106

25000500 PHOSPHORUS FERTILIZER NUTRIENT

<u>LOCATION</u>	<u>REMARK</u>	<u>POUND</u>
US 20 EB		
STA. 338+10 - 367+89	3' wide each side	36.9
STA. 367+89 - 370+68	3' wide LT side	1.7
STA. 370+68 - 396+55	3' wide each side	4.6
STA. 435+70 - 443+10	3' wide RT side	4.6
STA. 443+10 - 464+31	3' wide each side	26.3
STA. 464+31 - 481+11	3' wide LT side	10.4
STA. 481+11 - 487+79	3' wide each side	8.3
STA. 489+90 - 494+29	3' wide each side	5.4
STA. 494+29 - 521+50	3' wide LT side	16.9
STA. 521+50 - 572+47	3' wide each side	63.2
US 20 WB		
STA. 329+89 - 414+41	3' wide each side	101.0
STA. 431+36 - 455+38	3' wide each side	29.8
STA. 562+95 - 564+62	3' wide each side	2.1
STA. 564+62 - 571+04	3' wide each side	8.0
MENOMINEE RD RAMPS		
NE RAMP (off ramp)		
STA. 415+92 - 424+09	3' wide each side	10.1
NW RAMP (on ramp)		
STA. 408+30 - 415+27	3' wide each side	8.6
US 20 EB		
STA. 347+68 Lt	Realign ditch 60' Each way of culvert	0.05
US 20 EB		
STA. 347+46 Lt	Culvert extension	0.03
Type 1 Guardrail End Section areas		0.20
TOTAL		338.2

SCHEDULE OF QUANTITIES

FAP 301 (US 20)
Section (44-2,45) RS
JoDaviess County
Contract No. 64B76
Sheet 64 of 106

25000600 POTASSIUM FERTILIZER NUTRIENT

<u>LOCATION</u>	<u>REMARK</u>	<u>POUND</u>
US 20 EB		
STA. 338+10 - 367+89	3' wide each side	36.9
STA. 367+89 - 370+68	3' wide LT side	1.7
STA. 370+68 - 396+55	3' wide each side	4.6
STA. 435+70 - 443+10	3' wide RT side	4.6
STA. 443+10 - 464+31	3' wide each side	26.3
STA. 464+31 - 481+11	3' wide LT side	10.4
STA. 481+11 - 487+79	3' wide each side	8.3
STA. 489+90 - 494+29	3' wide each side	5.4
STA. 494+29 - 521+50	3' wide LT side	16.9
STA. 521+50 - 572+47	3' wide each side	63.2
US 20 WB		
STA. 329+89 - 414+41	3' wide each side	101.0
STA. 431+36 - 455+38	3' wide each side	29.8
STA. 562+95 - 564+62	3' wide each side	2.1
STA. 564+62 - 571+04	3' wide each side	8.0
MENOMINEE RD RAMPS		
NE RAMP (off ramp)		
STA. 415+92 - 424+09	3' wide each side	10.1
NW RAMP (on ramp)		
STA. 408+30 - 415+27	3' wide each side	8.6
US 20 EB		
STA. 347+68 Lt	Realign ditch 60' Each way of culvert	0.05
US 20 EB		
STA. 347+46 Lt	Culvert extension	0.03
Type 1 Guardrail End Section areas		<u>0.50</u>
TOTAL		338.5

SCHEDULE OF QUANTITIES

FAP 301 (US 20)
Section (44-2,45) RS
JoDavieess County
Contract No. 64B76
Sheet 65 of 106

25100630 EROSION CONTROL BLANKET

<u>LOCATION</u>	<u>REMARK</u>	<u>SQ YD</u>
US 20 EB		
STA. 338+10 - 367+89	3' wide each side	1986.0
STA. 367+89 - 370+68	3' wide LT side	93.0
STA. 370+68 - 396+55	3' wide each side	246.7
STA. 435+70 - 443+10	3' wide RT side	246.7
STA. 443+10 - 464+31	3' wide each side	1414.0
STA. 464+31 - 481+11	3' wide LT side	560.0
STA. 481+11 - 487+79	3' wide each side	445.3
STA. 489+90 - 494+29	3' wide each side	292.7
STA. 494+29 - 521+50	3' wide LT side	907.0
STA. 521+50 - 572+47	3' wide each side	3398.0
US 20 WB		
STA. 329+89 - 414+41	3' wide each side	5432.0
STA. 431+36 - 455+38	3' wide each side	1601.3
STA. 562+95 - 564+62	3' wide each side	111.3
STA. 564+62 - 571+04	3' wide each side	428.0
MENOMINEE RD RAMPS		
NE RAMP (off ramp)		
STA. 415+92 - 424+09	3' wide each side	544.7
NW RAMP (on ramp)		
STA. 408+30 - 415+27	3' wide each side	464.7
US 20 EB		
STA. 347+68 Lt	Realign ditch 60' Each way of culvert	2178.0
US 20 EB		
STA. 347+46 Lt	Culvert extension	1306.8
Type 1 Guardrail End Section areas		<u>8712.0</u>
TOTAL		30368.1

SCHEDULE OF QUANTITIES

FAP 301 (US 20)
Section (44-2,45) RS
JoDavieess County
Contract No. 64B76
Sheet 66 of 106

28000250 TEMPORARY EROSION CONTROL SEEDING

<u>LOCATION</u>	<u>REMARK</u>	<u>POUND</u>
US 20 EB		
STA. 338+10 - 367+89	3' wide each side	41.0
STA. 367+89 - 370+68	3' wide LT side	1.9
STA. 370+68 - 396+55	3' wide each side	5.1
STA. 435+70 - 443+10	3' wide RT side	5.1
STA. 443+10 - 464+31	3' wide each side	29.2
STA. 464+31 - 481+11	3' wide LT side	11.6
STA. 481+11 - 487+79	3' wide each side	9.2
STA. 489+90 - 494+29	3' wide each side	6.0
STA. 494+29 - 521+50	3' wide LT side	18.7
STA. 521+50 - 572+47	3' wide each side	70.2
US 20 WB		
STA. 329+89 - 414+41	3' wide each side	112.2
STA. 431+36 - 455+38	3' wide each side	33.1
STA. 562+95 - 564+62	3' wide each side	2.3
STA. 564+62 - 571+04	3' wide each side	8.8
MENOMINEE RD RAMPS		
NE RAMP (off ramp)		
STA. 415+92 - 424+09	3' wide each side	11.3
NW RAMP (on ramp)		
STA. 408+30 - 415+27	3' wide each side	9.6
US 20 EB	Realign ditch	
STA. 347+68 Lt	60' Each way of culvert	5.0
US 20 EB		
STA. 347+46 Lt	Culvert extension	3.0
Type 1 Guardrail End Section areas		<u>20.0</u>
TOTAL		403.4

28000500 INLET AND PIPE PROTECTION

<u>LOCATION</u>	<u>REMARK</u>	<u>EACH</u>
US 20 WB		
330+30		1
338+98	X-OVER	1
339+48	IMBUS RD	1
360+21	X-OVER	1
436+30		1
457+97	X-OVER & PE	1
471+40	X-OVER	2
487+01	X-OVER & CE	1
517+50	MEDIAN INLET	2
535+74	X-OVER	2
549+61	PE & X-OVER	2

SCHEDULE OF QUANTITIES

FAP 301 (US 20)
Section (44-2,45) RS
JoDavies County
Contract No. 64B76
Sheet 67 of 106

28000500 INLET AND PIPE PROTECTION Continued....

US 20 EB		
367+84	X-OVER	1
378+44		1
406+38	PE	1
408+71		1
422+49		1
424+11		1
424+15	MENOMINEE RD	1
486+73	MEDIAN INLET	1
491+10	MEDIAN INLET	1
525+12	X-OVER & PE	2
557+10	X-OVER	1
		<hr/>
TOTAL		27

28100107 STONE RIPRAP, CLASS A4

<u>LOCATION</u>	<u>REMARK</u>	<u>SQ YD</u>
US 20 EB		
STA. 502+00 Rt	8' x 8'	7.1
US 20 WB		
STA. 376+00 - 381+00 Lt	11' x 500'	611.1
		<hr/>
TOTAL		618.2

28200200 FILTER FABRIC

<u>LOCATION</u>	<u>REMARK</u>	<u>SQ YD</u>
US 20 EB		
STA. 502+00	8' x 8'	7.1
US 20 WB		
STA. 376+00 - 381+00 Lt	11' x 500'	611.1
		<hr/>
TOTAL		618.2

35101400 AGGREGATE BASE COURSE, TYPE B

<u>LOCATION</u>	<u>REMARK</u>	<u>TON</u>
US 20 (WB)		
330+00 - 331+80 Rt	place stone at locations	9.3
353+33 - 335+53 Lt	directed by Engineer at	2.6
369+86 - 370+96 Rt	2" thickness	5.7
412+06 Rt	(Paved Shoulder	0.2
412+46 Rt	Removal areas)	0.2
412+86 Rt		0.2
413+32 Rt		0.2
US 20 (EB)		
532+33 - 539+83 Rt		96.8
494+29 - 521+50 Rt		90.6
		<hr/>
TOTAL		205.8

SCHEDULE OF QUANTITIES

FAP 301 (US 20)
Section (44-2,45) RS
JoDavieess County
Contract No. 64B76
Sheet 68 of 106

40600535 LEVEL BINDER (HAND METHOD), N70

<u>LOCATION</u>	<u>TON</u>
US 20 EB	46.0
US 20 WB	46.0
NE RAMP	1.0
NW RAMP	1.0
TOTAL	94.0

40600982 HOT-MIX ASPHALT SURFACE REMOVAL- BUTT JOINT

<u>LOCATION</u>	<u>REMARK</u>	<u>SQ YD</u>
US 20 EB		
STA. 338+10 - 338+55		116.7
STA. 487+34 - 487+79		126.7
STA. 489+90 - 490+35		126.7
STA. 578+69 - 579+14		70.0
US 20 WB		
STA. 329+83 - 330+34		116.7
STA. 413+96 - 414+41		126.7
STA. 415+67 - 416+12		126.7
STA. 480+14 - 480+59		133.3
STA. 484+12 - 484+57		133.3
STA. 571+04 - 571+49		73.3
MENOMINEE ROAD RAMPS		
NE RAMP (off ramp)		
STA. 415+92 - 416+37		46.7
NW RAMP (on ramp)		
STA. 414+82 - 415+27		40.0
Imbus Road (WB side)		
North Return (Lt side)		107.0
Evergreen Lane (WB) side		
North Return (Lt side)		66.8
N Menominee Rd	South return (Rt side)	153.3
N Menominee Rd	North return (Lt side)	149.7
TOTAL		1713.6

SCHEDULE OF QUANTITIES

FAP 301 (US 20)
Section (44-2,45) RS
JoDavieess County
Contract No. 64B76
Sheet 69 of 106

40600985 PORTLAND CEMENT CONCRETE SURFACE REMOVAL- BUTT JOINT

<u>LOCATION</u>	<u>REMARK</u>	<u>SQ YD</u>
MENOMINEE ROAD RAMPS		
NE RAMP (off ramp) 415+92 - 416+37	Butt Joint	53.3
NW RAMP (on ramp) 414+82 - 415+27	Butt Joint	<u>53.3</u>
TOTAL		106.6

40600990 TEMPORARY RAMP

<u>LOCATION</u>	<u>REMARK</u>	<u>SQ YD</u>
US 20 (WB)		
327+89 Lt & Rt	@ bridge exp. Jt.	11.1
329+89 Lt & Rt	@ both sides of bridge exp. Jt.	24.4
414+41 Lt & Rt	@ bridge exp. Jt.	13.3
415+67 Lt & Rt	@ bridge exp. Jt.	11.1
480+59 Lt & Rt	@ bridge exp. Jt.	11.1
484+12 Lt & Rt	@ bridge exp. Jt.	11.1
570+90 Lt & Rt	end of job	11.1
US 20 (EB)		
336+11 Lt & Rt	@ bridge exp. Jt.	11.1
338+11 Lt & Rt	@ both sides of bridge exp. Jt.	22.2
487+79 Lt & Rt	@ bridge exp. Jt.	13.3
489+90 Lt & Rt	@ bridge exp. Jt.	13.3
578+55 Lt & Rt	end of job	13.3
Menominee Rd Ramps		
NE Ramp	off ramp	8.9
NW Ramp	on ramp	8.9
Imbus Road		15.0
Evergreen Lane		10.6
N Menominee Rd	South return	15.6
N Menominee Rd	North return	<u>16.1</u>
TOTAL		241.7

SCHEDULE OF QUANTITIES

FAP 301 (US 20)
Section (44-2,45) RS
JoDavieess County
Contract No. 64B76
Sheet 70 of 106

44002500 GUTTER OUTLET REMOVAL

<u>LOCATION</u>	<u>REMARK</u>	<u>EACH</u>
US 20 EB		
STA. 499+29 RT	existing concrete outlet	1
STA. 504+29 RT	existing concrete outlet	1
STA. 509+29 RT	existing concrete outlet	1
STA. 514+29 RT	existing concrete outlet	1
		<hr/>
TOTAL		4

44004000 PAVED DITCH REMOVAL

<u>LOCATION</u>	<u>REMARK</u>	<u>FOOT</u>
US 20 (WB)		
STA. 376+00 - 381+00 Lt	11' x 500'	500.0
		<hr/>
TOTAL		500.0

44004250 PAVED SHOULDER REMOVAL

<u>LOCATION</u>	<u>REMARK</u>	<u>SQ YD</u>
US 20 (WB)		
330+00 - 331+80 Rt	shoulder repair area	80.0
353+33 - 335+53 Lt	shoulder repair area	22.2
369+86 - 370+96 Rt	shoulder repair area	48.9
412+06 Rt	inside shld at Lug area	1.8
412+46 Rt	inside shld at Lug area	1.8
412+86 Rt	inside shld at Lug area	1.8
413+32 Rt	inside shld at Lug area	1.8
US 20 (EB)		
532+33 - 539+83 Rt	shoulder repair area	833.3
494+29 - 521+50 Rt	new C & G area	780.1
		<hr/>
TOTAL		1772

48101200 AGGREGATE SHOULDERS, TYPE B

<u>LOCATION (3' WEDGE)</u>	<u>REMARK</u>	<u>TON</u>
US 20 EB		
STA. 396+55 - 435+70 LT & RT		3117
STA. 440+62 - 443+10 LT		99
		<hr/>
TOTAL		3215

SCHEDULE OF QUANTITIES

FAP 301 (US 20)
Section (44-2,45) RS
JoDavless County
Contract No. 64B76
Sheet 71 of 106

48203019 HOT-MIX ASPHALT SHOULDERS 5 1/2"

<u>LOCATION</u>	<u>REMARK</u>	<u>SQ YD</u>
US 20 EB STA. 532+33 - 539+83 RT	10' Wide	833.3
US 20 WB STA. 329+83 - 331+80 RT	4' Wide	87.6
STA. 353+33 - 353+53 LT	10' Wide	22.2
STA. 369+86 - 370+96 RT	4' Wide	48.9
STA. 412+06 Rt	inside shld at Lug area	1.8
STA. 412+46 Rt	inside shld at Lug area	1.8
STA. 412+86 Rt	inside shld at Lug area	1.8
STA. 413+32 Rt	inside shld at Lug area	1.8
TOTAL		999

48203020 HOT-MIX ASPHALT SHOULDERS 5 3/4"

<u>LOCATION</u>	<u>REMARK</u>	<u>SQ YD</u>
US 20 EB STA. 367+89 - 370+68 LT	3' Wide	93
STA. 370+68 - 396+55 LT & RT	3' Wide	1724.7
STA. 453+89 - 455+29 LT	10' Wide	155.6
TOTAL		1973

50104400 CONCRETE HEADWALL REMOVAL

<u>LOCATION</u>	<u>REMARK</u>	<u>EACH</u>
US 20 EB STA. 347+46 Lt		1

542A0235 PIPE CULVERTS, CLASS A TY 1 30"

<u>LOCATION</u>	<u>REMARK</u>	<u>FOOT</u>
US 20 EB STA. 347+68 Lt		12

542D0265 PIPE CULVERT CLASS D TY 1 60"

<u>LOCATION</u>	<u>REMARK</u>	<u>FOOT</u>
US 20 EB STA. 347+46 Lt		14

SCHEDULE OF QUANTITIES

FAP 301 (US 20)
Section (44-2,45) RS
JoDaviess County
Contract No. 64B76
Sheet 72 of 106

542D1069 PIPE CULVERT CLASS D TY 2 24"

<u>LOCATION</u>	<u>REMARK</u>	<u>FOOT</u>
US 20 EB STA. 502+00 RT		20

54213459 END SECTIONS 24"

<u>LOCATION</u>	<u>REMARK</u>	<u>EACH</u>
STA. 502+00 RT	Match ditch elevation	1

60100060 CONCRETE HEADWALLS FOR PIPE DRAINS

<u>LOCATION</u>	<u>REMARK</u>	<u>EACH</u>
US 20 WB STA. 412+06	Lug	1
STA. 412+46	Lug	1
STA. 412+86	Lug	1
STA. 413+32	Lug	1
		<hr/>
TOTAL		4

60107600 PIPE UNDERDRAINS 4"

<u>LOCATION</u>	<u>REMARK</u>	<u>FOOT</u>
US 20 WB STA. 412+06	Lug	28
STA. 412+46	Lug	28
STA. 412+86	Lug	28
STA. 413+32	Lug	28
		<hr/>
TOTAL		112

60108100 PIPE UNDERDRAIN 4" (SPECIAL)

<u>LOCATION</u>	<u>REMARK</u>	<u>FOOT</u>
US 20 WB STA. 412+06	Lug	20
STA. 412+46	Lug	20
STA. 412+86	Lug	20
STA. 413+32	Lug	20
		<hr/>
TOTAL		80

SCHEDULE OF QUANTITIES

FAP 301 (US 20)
Section (44-2,45) RS
JoDavies County
Contract No. 64B76
Sheet 73 of 106

60246541 INLET BOX, SPECIAL, NO.1

<u>LOCATION</u>	<u>REMARK</u>	<u>EACH</u>
US 20 EB STA. 347+68 Lt		1

60260100 INLETS TO BE ADJUSTED

<u>LOCATION</u>	<u>REMARK</u>	<u>EACH</u>
US 20 EB STA. 494+29		<u>1</u>
TOTAL		1

60600095 CLASS SI CONCRETE (OUTLET)

<u>LOCATION</u>	<u>REMARK</u>	<u>CU YD</u>
US 20 EB STA. 499+29	RT	5.5
STA. 504+29	RT	3.8
STA. 509+29	RT	3.8
STA. 514+29	RT	<u>3.8</u>
TOTAL		17

61000115 TYPE E INLET BOX, STANDARD 610001

<u>LOCATION</u>	<u>REMARK</u>	<u>EACH</u>
US 20 EB STA. 502+00	Rt Shoulder Approximate depth = 6' Verify in field	<u>1.0</u>
TOTAL		1

SCHEDULE OF QUANTITIES

FAP 301 (US 20)
Section (44-2,45) RS
JoDaviess County
Contract No. 64B76
Sheet 74 of 106

63000000 STEEL PLATE BEAM GUARD RAIL, TYPE A

<u>LOCATION</u>	<u>REMARK</u>	<u>FOOT</u>
US 20 EB		
STA. 344+80 - 345+30	Rt	50
STA. 347+44 - 347+56	Lt	12.5
STA. 365+68 - 365+80	Lt	12.5
STA. 379+64 - 379+76	Rt	12.5
STA. 446+89 - 447+01	Rt	12.5
STA. 453+60 - 453+72	Lt	12.5
STA. 468+53 - 468+65	Rt	12.5
STA. 472+80 - 472+92	Lt	12.5
STA. 493+66 - 493+78	Rt	12.5
STA. 494+86 - 500+32	RT	550.0
STA. 500+32 - 500+44	Rt	12.5
STA. 555+71 - 555+83	Rt	12.5
US 20 WB		
STA. 338+90 - 339+02	Lt	12.5
STA. 350+08 - 350+20	Lt	12.5
STA. 436+17 - 436+29	Rt	12.5
STA. 437+16 - 437+28	Lt	12.5
STA. 448+64 - 448+89	Rt	12.5
TOTAL		788

63100045 TRAFFIC BARRIER TERMINAL, TYPE 2

<u>LOCATION</u>	<u>REMARK</u>	<u>EACH</u>
US 20 EB		
STA. 345+30 - 345+12	Rt	1
STA. 347+44 - 347+56	Lt	1
STA. 365+68 - 365+80	Lt	1
STA. 379+64 - 379+76	Rt	1
STA. 446+89 - 447+01	Rt	1
STA. 453+60 - 453+72	Lt	1
STA. 468+53 - 468+65	Rt	1
STA. 472+80 - 472+92	Lt	1
STA. 493+66 - 493+78	Rt	1
STA. 500+32 - 500+44	Rt	1
STA. 555+71 - 555+83	Rt	1
US 20 WB		
STA. 338+90 - 339+02	Rt	1
STA. 350+08 - 350+20	Lt	1
STA. 436+17 - 436+29	Rt	1
STA. 437+16 - 437+28	Lt	1
STA. 448+64 - 448+89	Lt	1
TOTAL		16

SCHEDULE OF QUANTITIES

FAP 301 (US 20)
Section (44-2,45) RS
JoDavieess County
Contract No. 64B76
Sheet 75 of 106

63100167 TRAFFIC BARRIER TERMINAL, TYPE 1 (SPECIAL) TANGENT

<u>LOCATION</u>	<u>REMARK</u>	<u>EACH</u>
US 20 EB		
STA. 344+30 - 344+80	Rt	1
STA. 345+25 - 345+75	Lt	1
STA. 355+72 - 355+97	Lt	1
STA. 358+69 - 359+19	Rt	1
STA. 445+52 - 446+02	Lt	1
STA. 445+52 - 446+02	Rt	1
STA. 464+36 - 464+86	Rt	1
STA. 494+36 - 494+86	Rt	1
STA. 540+44 - 540+94	Rt	1
US 20 WB		
STA. 333+71 - 334+21	Rt	1
STA. 340+38 - 340+88	Lt	1
STA. 356+73 - 357+23	Lt	1
STA. 439+91 - 440+41	Rt	1
STA. 443+56 - 443+06	Lt	1
STA. 451+69 - 452+19	Rt	1
TOTAL		15

63200310 GUARDRAIL REMOVAL

<u>LOCATION</u>	<u>REMARK</u>	<u>FOOT</u>
US 20 EB		
STA. 344+67 - 345+42	Rt	75
STA. 345+25 - 345+75	Lt	50
STA. 347+44 - 347+56	Lt	25
STA. 355+72 - 355+97	Lt	50
STA. 365+68 - 365+80	Lt	25
STA. 358+69 - 359+19	Rt	50
STA. 377+68 - 378+81	Lt	112.5
STA. 379+64 - 379+76	Rt	25
STA. 445+52 - 446+02	Lt	50
STA. 445+52 - 446+02	Rt	50
STA. 446+89 - 447+01	Rt	25
STA. 453+60 - 453+72	Lt	25
STA. 464+36 - 464+86	Rt	50
STA. 468+53 - 468+65	Rt	25
STA. 472+80 - 472+92	Lt	25
STA. 493+66 - 493+78	Rt	25
STA. 494+36 - 494+86	Rt	50
STA. 494+86 - 500+32	Rt	550
STA. 500+32 - 500+44	Rt	25
STA. 540+44 - 540+94	Rt	50
STA. 555+71 - 555+83	Rt	25
US 20 WB		
STA. 333+71 - 334+21	Rt	50
STA. 338+90 - 339+02	Lt	25
STA. 340+38 - 340+88	Lt	50
STA. 350+08 - 350+20	Lt	25
STA. 356+73 - 357+23	Lt	50
STA. 436+29 - 436+17	Rt	25

SCHEDULE OF QUANTITIES

FAP 301 (US 20)
Section (44-2,45) RS
JoDavieess County
Contract No. 64B76
Sheet 76 of 106

63200310 GUARDRAIL REMOVAL Continued...

<u>LOCATION</u>	<u>REMARK</u>	<u>FOOT</u>
US 20 WB		
STA. 439+91 - 440+41	Rt	50
STA. 437+28 - 437+16	Lt	25
STA. 443+56 - 443+06	Lt	50
STA. 448+64 - 448+89	Rt	25
STA. 451+69 - 452+19	Rt	50
		<hr/>
TOTAL		1812.5

63500105 DELINEATORS

<u>LOCATION</u>	<u>REMARK</u>	<u>EACH</u>
US 20 WB		
STA. 333+71	Rt	1
STA. 340+88	Lt	1
STA. 356+73	Lt	1
STA. 440+41	Rt	1
STA. 443+56	Lt	1
STA. 452+19	Rt	1
STA. 535+74	Rt- Inlet	1
US 20 EB		
STA. 344+30	Rt	1
STA. 345+25	Lt	1
STA. 347+68	Lt	1
STA. 355+72	Lt	1
STA. 358+69	Rt	1
STA. 424+15	Lt	1
STA. 445+52	Lt	1
STA. 445+52	Rt	1
STA. 464+36	Rt	1
STA. 494+36	Rt	1
STA. 540+44	Rt	1
STA. 557+10	Lt	1
		<hr/>
TOTAL		19

70300100 SHORT TERM PAVEMENT MARKING

<u>LOCATION</u>	<u>REMARK</u>	<u>FOOT</u>
US 20 EB		
STA. 336+11 - 370+68		829.7
STA. 370+68 - 443+10		1448.4
STA. 443+10 - 578+55		3250.8
US 20 WB		
STA. 327+89 - 480+59		3664.8
STA. 480+59 - 484+12	Bridge Ommision	
STA. 484+12 - 570+90		2082.7

SCHEDULE OF QUANTITIES

FAP 301 (US 20)
Section (44-2,45) RS
JoDavieess County
Contract No. 64B76
Sheet 77 of 106

70300100 SHORT TERM PAVEMENT MARKING Continued...

<u>LOCATION</u>	<u>REMARK</u>	<u>FOOT</u>
NE RAMP 415+92 - 424+09		32.7
NW RAMP 408+30 - 415+27		<u>27.9</u>
TOTAL		11337

70300200 TEMPORARY PAVEMENT MARKING

<u>LOCATION</u> 1 Application	<u>REMARK</u>	<u>FOOT</u>
US 20 EB		
STA. 327+89 - 423+29	Rt Edge (White)	9540
STA. 424+37 - 578+55	Rt Edge (White)	15418
STA. 327+89 - 396+58	Lt Edge (Yellow)	6869
STA. 397+25 - 423+29	Lt Edge (Yellow)	2604
STA. 424+37 - 572+27	Lt Edge (Yellow)	14790
STA. 572+27 - 577+23	D. Yellow Median	992
US 20 WB		
STA. 327+89 - 338+46	Lt Edge (White)	1057
STA. 339+39 - 408+05	Lt Edge (White)	6866
STA. 408+05 - 424+19	Lt Edge (White)	1614
STA. 424+19 - 570+90	Lt Edge (White)	14671
STA. 327+89 - 563+50	Rt Edge (Yellow)	23561
STA. 563+50 - 569+39	D. Yellow Median	1178
STA. 569+39 - 570+90	Double Yellow	298
On Ramp	Lt Edge (White)	697
	Rt Edge (Yellow)	697
Off Ramp	Lt Edge (White)	817
	Rt Edge (Yellow)	817
Imbus Rd	Double Yellow	136
	Edge lines	164
US 20 EB		
STA. 327+89 - 571+92	Skip Dash (White)	6100
US 20 WB		
STA. 327+89 - 563+50	Skip Dash (White)	<u>5890</u>
TOTAL		114776

SCHEDULE OF QUANTITIES

FAP 301 (US 20)
Section (44-2,45) RS
JoDavieess County
Contract No. 64B76
Sheet 78 of 106

70301000 WORK ZONE PAVEMENT MARKING REMOVAL

<u>LOCATION</u>	<u>REMARK</u>	<u>SQ.FT</u>
US 20 EB		
STA. 336+11 - 370+68		161.3
STA. 370+68 - 443+10		241.4
STA. 443+10 - 578+55		632.1
US 20 WB		
STA. 327+89 - 480+59		712.6
STA. 480+59 - 484+12	Bridge Ommision	
STA. 484+12 - 570+90		405.0
NE RAMP		
415+92 - 424+09		10.9
NW RAMP		
408+30 - 415+27		9.3
Standard 701401		1733
Standard 701411		692
TOTAL		4598

78008200 POLYUREA PAVEMENT MARKING TYPE 1 - LETTERS AND SYMBOLS

<u>LOCATION</u>	<u>REMARK</u>	<u>SQ.FT</u>
US 20 EB		
STA. 555+10	Merge left arrow	15.6
STA. 560+41	Merge left arrow	15.6
TOTAL		31.2

78008210 POLYUREA PAVEMENT MARKING TYPE 1 - LINE 4 INCH

<u>LOCATION</u>	<u>REMARK</u>	<u>FOOT</u>
US 20 EB		
STA. 327+89 - 423+29	Rt Edge (White)	9540
STA. 424+37 - 578+55	Rt Edge (White)	15418
STA. 327+89 - 396+58	Lt Edge (Yellow)	6869
STA. 397+25 - 423+29	Lt Edge (Yellow)	2604
STA. 424+37 - 572+27	Lt Edge (Yellow)	14790
STA. 572+27 - 577+23	D. Yellow Median	992
US 20 WB		
STA. 327+89 - 338+46	Lt Edge (White)	1057
STA. 339+39 - 408+05	Lt Edge (White)	6866
STA. 408+05 - 424+19	Lt Edge (White)	1614
STA. 424+19 - 570+90	Lt Edge (White)	14671
STA. 327+89 - 563+50	Rt Edge (Yellow)	23561
STA. 563+50 - 569+39	D. Yellow Median	1178
STA. 569+39 - 570+90	Double Yellow	298
On Ramp	Lt Edge (White)	697
	Rt Edge (Yellow)	697
Off Ramp	Lt Edge (White)	817

SCHEDULE OF QUANTITIES

FAP 301 (US 20)
Section (44-2,45) RS
JoDavies County
Contract No. 64B76
Sheet 79 of 106

78008210 POLYUREA PAVEMENT MARKING TYPE 1 - LINE 4 INCH Continued...

<u>LOCATION</u>	<u>REMARK</u>	<u>FOOT</u>
Off Ramp	Rt Edge (Yellow)	817
Imbus Rd	Double Yellow Edge lines	136 <u>164</u>
TOTAL		102786

78008230 POLYUREA PAVEMENT MARKING TYPE 1 - LINE 6 INCH

<u>LOCATION</u>	<u>REMARK</u>	<u>FOOT</u>
US 20 EB STA. 327+89 - 571+92	Skip Dash (White)	6100
US 20 WB STA. 327+89 - 563+50	Skip Dash (White)	<u>5890</u>
TOTAL		11990

78008240 POLYUREA PAVEMENT MARKING TYPE 1 - LINE 8 INCH

<u>LOCATION</u>	<u>REMARK</u>	<u>FOOT</u>
US 20 WB STA. 403+81 - 405+39	Turkey Tracks	40
STA. 405+39 - 408+05	White Flush median	532
STA. 424+19 - 428+13	White Flush median	<u>788</u>
TOTAL		1360

78008250 POLYUREA PAVEMENT MARKING TYPE 1 - LINE 12 INCH

<u>LOCATION</u>	<u>REMARK</u>	<u>FOOT</u>
US 20 WB STA. 424+19 - 428+13	White Flush median chevrons	75
STA. 564+62 - 569+39	Yellow Median diagonals	<u>379</u>
TOTAL		454

78008370 POLYUREA PAVEMENT MARKING TYPE 1 - LINE 24 INCH

<u>LOCATION</u>	<u>REMARK</u>	<u>FOOT</u>
Imbus Rd	Stop Bar	<u>18</u>
TOTAL		18

SCHEDULE OF QUANTITIES

FAP 301 (US 20)
Section (44-2,45) RS
JoDaviess County
Contract No. 64B76
Sheet 80 of 106

78100100 RAISED REFLECTIVE PAVEMENT MARKERS

<u>LOCATION</u>	<u>REMARK</u>	<u>EACH</u>
US 20 EB		
STA. 336+11 - 571+92	Centerline - 80' O.C.	296
STA. 572+27 - 577+23	Median - 40' O.C.	27
US 20 WB		
STA. 327+89 - 563+50	Centerline - 80' O.C.	296
STA. 563+50 - 569+39	Median - 40' O.C.	16
STA. 569+39 - 570+90	Median - 40' O.C.	5
TOTAL		639

78200410 GUARDRAIL MARKERS, TYPE A

<u>LOCATION</u>	<u>REMARK</u>	<u>EACH</u>
US 20 EB		
STA. 344+30 - 345+30	Rt	2
STA. 345+25 - 345+75	Lt	1
STA. 345+30 - 345+12	Rt	1
STA. 347+44 - 347+56	Lt	2
STA. 355+72 - 355+97	Lt	1
STA. 365+68 - 365+80	Lt	2
STA. 358+69 - 359+19	Rt	1
STA. 379+64 - 379+76	Rt	2
STA. 445+52 - 446+02	Lt	1
STA. 445+52 - 446+02	Rt	1
STA. 446+89 - 447+01	Rt	2
STA. 453+60 - 453+72	Lt	2
STA. 464+36 - 464+86	Rt	1
STA. 468+53 - 468+65	Rt	2
STA. 472+80 - 472+92	Lt	2
STA. 493+66 - 493+78	Rt	2
STA. 494+36 - 494+86	Rt	1
STA. 494+86 - 500+32	Rt	8
STA. 500+32 - 500+44	Rt	2
STA. 540+44 - 540+94	Rt	1
STA. 555+71 - 555+83	Rt	2
US 20 WB		
STA. 333+71 - 334+21	Rt	1
STA. 338+90 - 339+02	Lt	2
STA. 340+38 - 340+88	Lt	1
STA. 350+08 - 350+20	Lt	2
STA. 356+73 - 357+23	Lt	1
STA. 436+17 - 436+29	Rt	2
STA. 437+16 - 437+28	Lt	2
STA. 439+91 - 440+41	Rt	1
STA. 448+64 - 448+89	Rt	2
STA. 451+69 - 452+19	Rt	1
TOTAL		54

SCHEDULE OF QUANTITIES

FAP 301 (US 20)
Section (44-2,45) RS
JoDaviess County
Contract No. 64B76
Sheet 81 of 106

78201000 TERMINAL MARKER - DIRECT APPLIED

<u>LOCATION</u>	<u>REMARK</u>	<u>EACH</u>
US 20 EB		
STA. 344+30 - 344+80	Rt	1
STA. 345+25 - 345+75	Lt	1
STA. 345+30 - 345+12	Rt	1
STA. 347+44 - 347+56	Lt	1
STA. 355+72 - 355+97	Lt	1
STA. 365+68 - 365+80	Lt	1
STA. 358+69 - 359+19	Rt	1
STA. 379+64 - 379+76	Rt	1
STA. 445+52 - 446+02	Lt	1
STA. 445+52 - 446+02	Rt	1
STA. 446+89 - 447+01	Rt	1
STA. 453+60 - 453+72	Lt	1
STA. 464+36 - 464+86	Rt	1
STA. 468+53 - 468+65	Rt	1
STA. 472+80 - 472+92	Lt	1
STA. 493+66 - 493+78	Rt	1
STA. 494+36 - 494+86	Rt	1
STA. 500+32 - 500+44	Rt	1
STA. 540+44 - 540+94	Rt	1
STA. 555+71 - 555+83	Rt	1
US 20 WB		
STA. 333+71 - 334+21	Rt	1
STA. 338+90 - 339+02	Lt	1
STA. 340+38 - 340+88	Lt	1
STA. 350+08 - 350+20	Lt	1
STA. 356+73 - 357+23	Lt	1
STA. 436+17 - 436+29	Rt	1
STA. 439+91 - 440+41	Rt	1
STA. 437+16 - 437+28	Lt	1
STA. 443+06 - 443+56	Lt	1
STA. 448+64 - 448+89	Rt	1
STA. 451+69 - 452+19	Rt	1
TOTAL		31

78300200 RAISED REFLECTIVE PAVEMENT MARKER REMOVAL

<u>LOCATION</u>	<u>EACH</u>
US 20 EB	304
US 20 WB	253
US 20 WB Off Ramp	56
TOTAL	613

SCHEDULE OF QUANTITIES

FAP 301 (US 20)
Section (44-2,45) RS
JoDavless County
Contract No. 64B76
Sheet 82 of 106

X6063600 COMBINATION CONCRETE CURB AND GUTTER, TYPE M-4.24

<u>LOCATION</u>	<u>REMARK</u>	<u>FOOT</u>
US 20 EB STA. 494+29 - 521+50	Rt Shoulder	<u>2721.0</u>
TOTAL		2721.0

Z0000200 ADJUSTING EXISTING GUARDRAIL

<u>LOCATION</u>	<u>REMARK</u>	<u>FOOT</u>
US 20 WB STA. 356+73 - 357+23		25
STA. 350+08 - 350+20		<u>25</u>
TOTAL		50.0

Z0028415 GEOTECHNICAL REINFORCEMENT

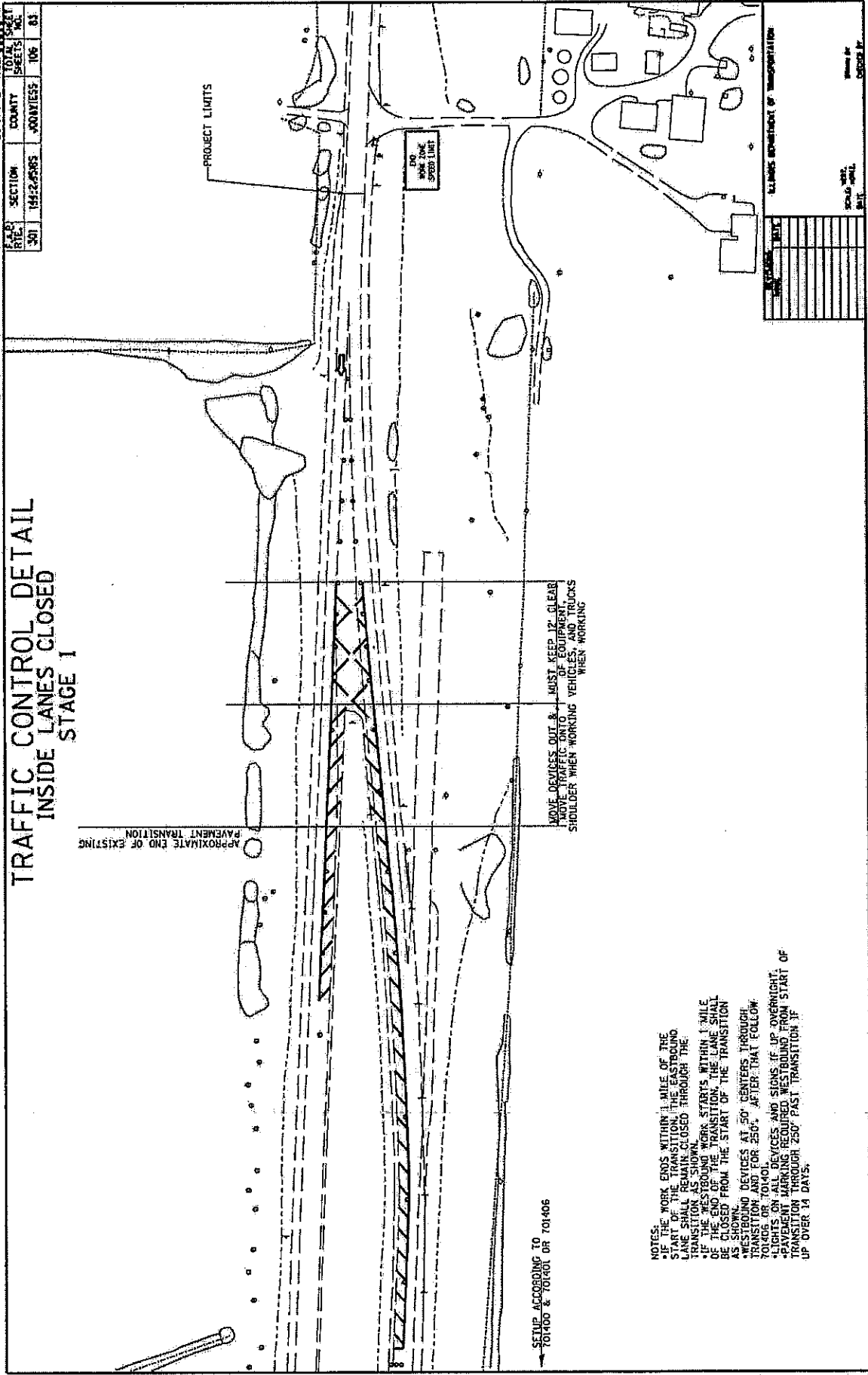
<u>LOCATION</u>	<u>SQ YD</u>
(Contingency for total patching quantity)	<u>7129</u>
TOTAL	7129

Z0028700 GRANULAR SUBGRADE REPLACEMENT

<u>LOCATION</u>	<u>CU YD</u>
(Contingency for total patching quantity) QTY calculated at 6" thick	<u>1188</u>
TOTAL	1188

TRAFFIC CONTROL DETAIL INSIDE LANES CLOSED STAGE 1

CONTRACT NO. 64875		TOTAL SHEETS	
SECTION	COUNTY	NOVEMBER	106
301	144-2-2585	ROADWAYS	106
DATE		DATE	
1/10/08		1/10/08	



APPROXIMATE END OF EXISTING PAVEMENT TRANSITION

SETUP ACCORDING TO 701400 & 701401 OR 701406

MOVE DEVICES OUT & MUST KEEP 12' CLEAR
MOVE TRAFFIC ONTO SHOULDER WHEN WORKING
OF EQUIPMENT OR TRUCKS
WHEN WORKING

NOTES:
 IF THE WORK ENDS WITHIN 1/4 MILE OF THE START OF THE TRANSITION, THE EASTBOUND LANE SHALL REMAIN CLOSED THROUGH THE TRANSITION AS SHOWN.
 IF THE WORK ENDS WITHIN 1/4 MILE OF THE END OF THE TRANSITION, THE LANE SHALL BE CLOSED FROM THE START OF THE TRANSITION AS SHOWN.
 WESTBOUND DEVICES AT 50' CENTERS THROUGH TRANSITION AND FOR 250' AFTER THAT FOLLOW 701406 OR 701401 DEVICES AND SIGNS (IF UP OVERNIGHT) SHALL BE PLACED AT MARKING REQUIRED FROM START OF TRANSITION THROUGH 250' PAST TRANSITION IF UP OVER 14 DAYS.

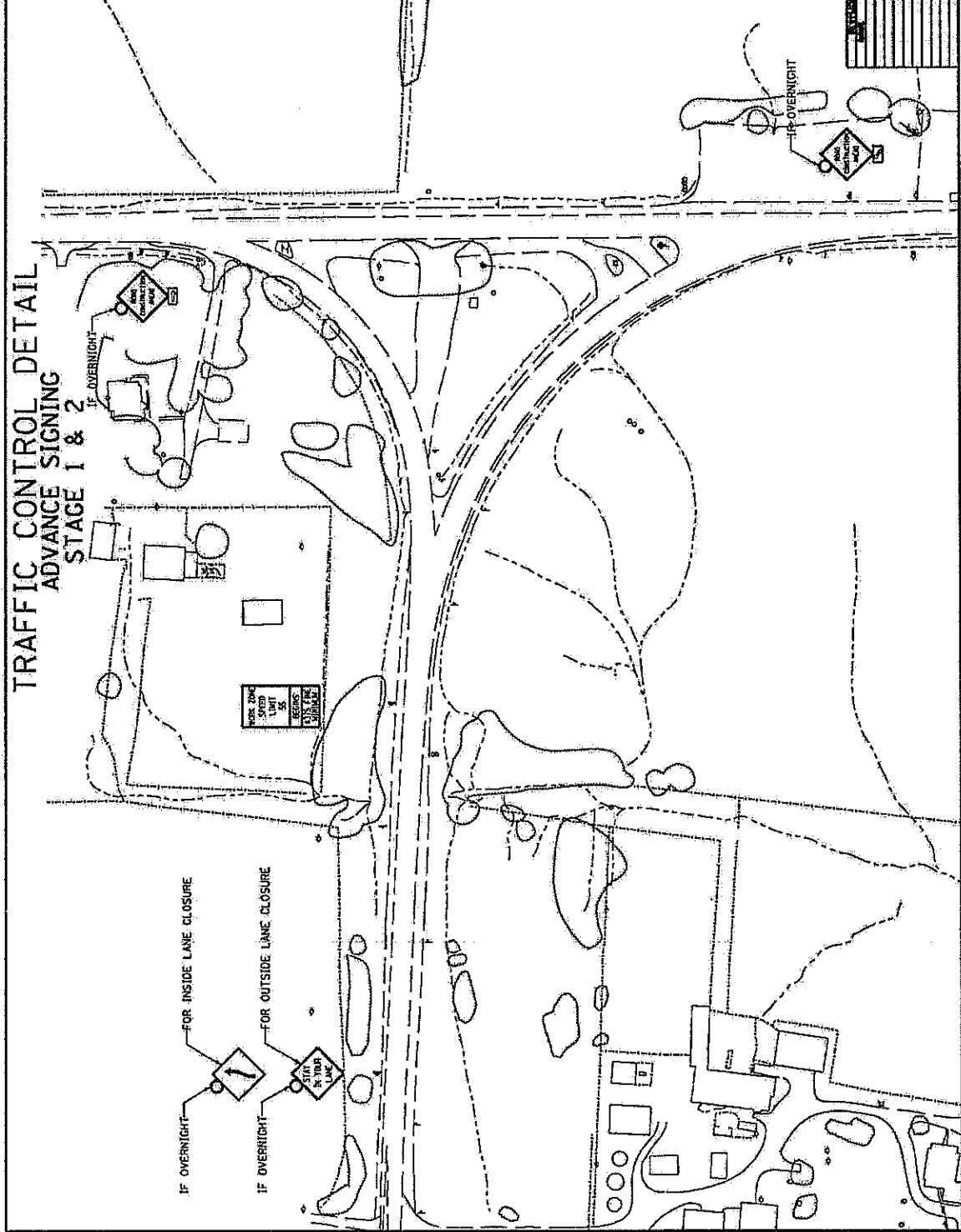
DATE	BY	SCALE	DATE

CONTRACT NO. 64815
SECTION COUNTY TOTAL SHEETS
144-24-685 MISSOURI 41 SHEETS NO. 34

**TRAFFIC CONTROL DETAIL
ADVANCE SIGNING
STAGE 1 & 2**

IF OVERNIGHT FOR INSIDE LANE CLOSURE
IF OVERNIGHT FOR OUTSIDE LANE CLOSURE

USE THIS SIGN LIGHT S5
BEHIND THE SIGN
FOR ALL
LANE CLOSURES

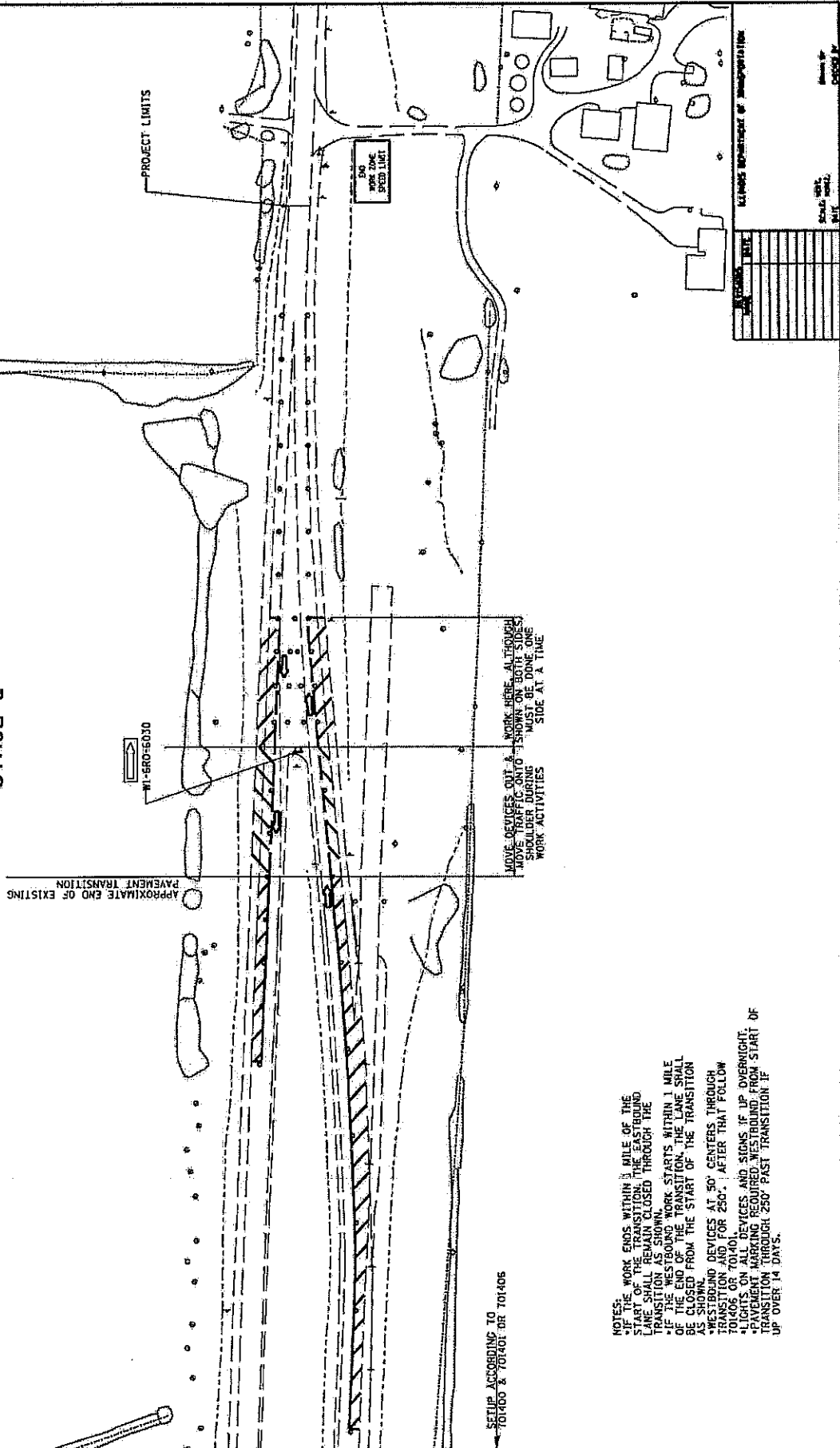


DATE	DESCRIPTION

APPROVED BY: _____
DATE: _____

CONTRACT NO. 64016		TOTAL SHEETS	
SECTION	COUNTY	NO.	OF
144-2-PRIS		106	05
F.P.D. RITE			
301			

TRAFFIC CONTROL DETAIL WORK IN OUTSIDE LANES STAGE 2

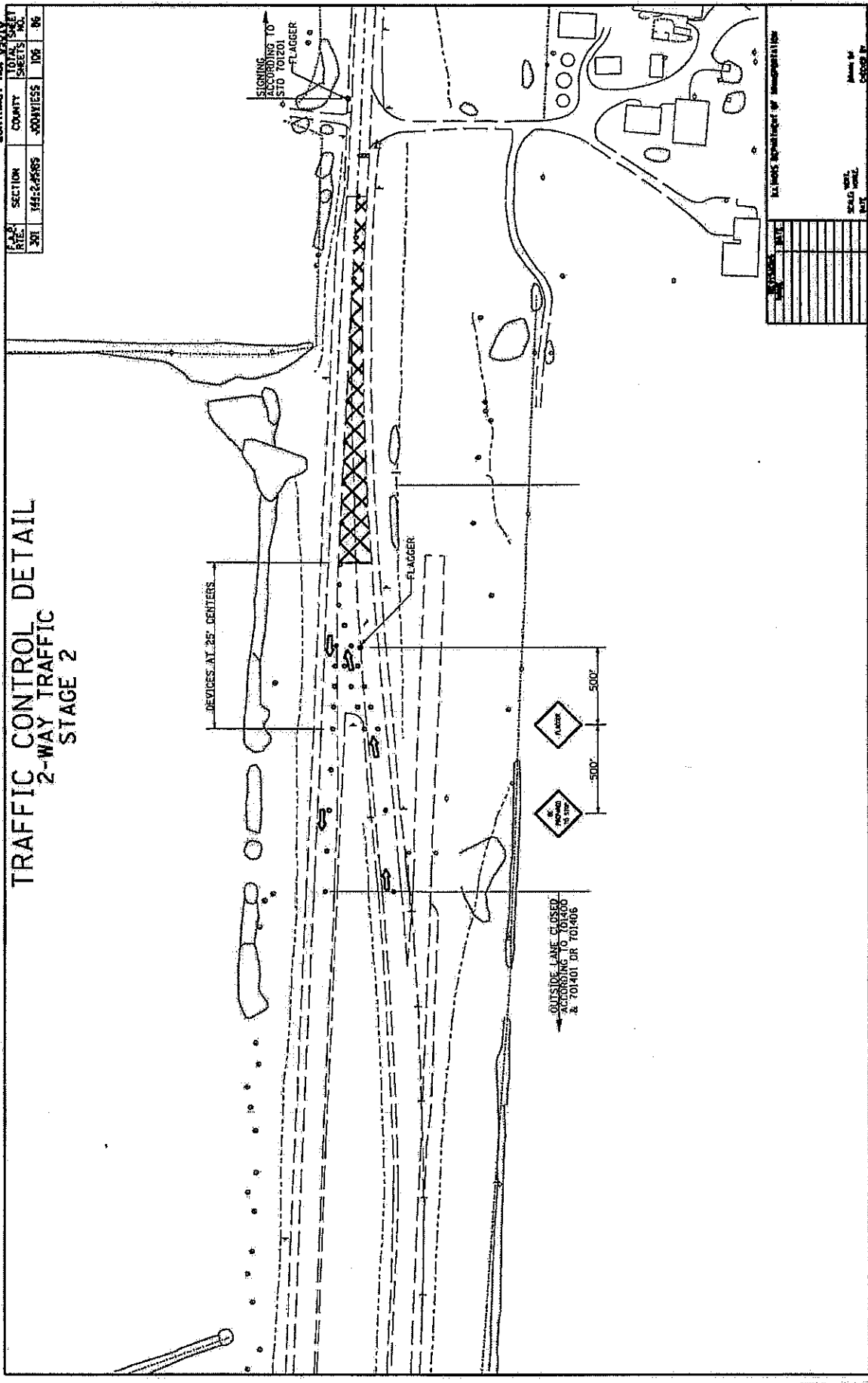


- NOTES:
- IF THE WORK ENDS WITHIN 1/2 MILE OF THE START OF THE TRANSITION, THE EASTBOUND TRANSITION SHALL BE CLOSED THROUGH THE TRANSITION AS SHOWN.
 - IF THE WESTBOUND WORK STARTS WITHIN 1 MILE OF THE END OF THE TRANSITION, THE LANE SHALL BE CLOSED FROM THE START OF THE TRANSITION AS SHOWN.
 - WESTBOUND DEVICES AT 50' CENTERS THROUGH 701406 OR 701401 FOR 250' AFTER THAT FOLLOW LIGHTS ON ALL DEVICES AND SIGNS IF UP OVERNIGHT.
 - PAVEMENT MARKING REQUIRED WESTBOUND FROM START OF TRANSITION THROUGH 250' PAST TRANSITION IF UP OVER 14 DAYS.

SHEET NO.		DATE	
106		08/19/08	
DRAWN BY		CHECKED BY	
CROSSBY			

CONTRACT NO. 54875		SHEET NO. 10	
R.T.C. NO.	SECTION	COUNTY	SHEETS
201	144-2-APRS	BOONVILLE	10R 06

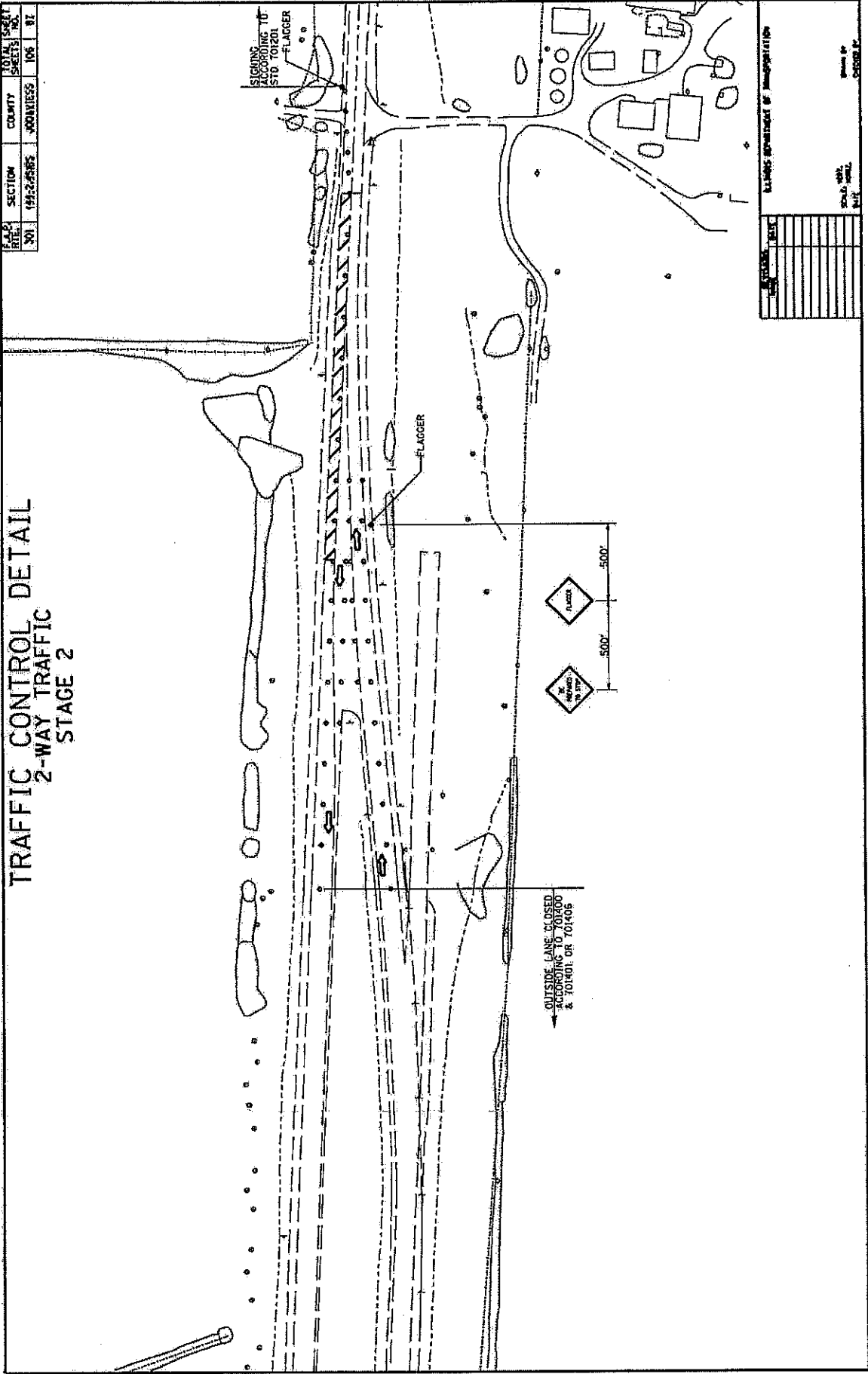
TRAFFIC CONTROL DETAIL 2-WAY TRAFFIC STAGE 2



SHEET NO.		DATE	
10	10	10	10
11	11	11	11
12	12	12	12
13	13	13	13
14	14	14	14
15	15	15	15
16	16	16	16
17	17	17	17
18	18	18	18
19	19	19	19
20	20	20	20

TRAFFIC CONTROL DETAIL 2-WAY TRAFFIC STAGE 2

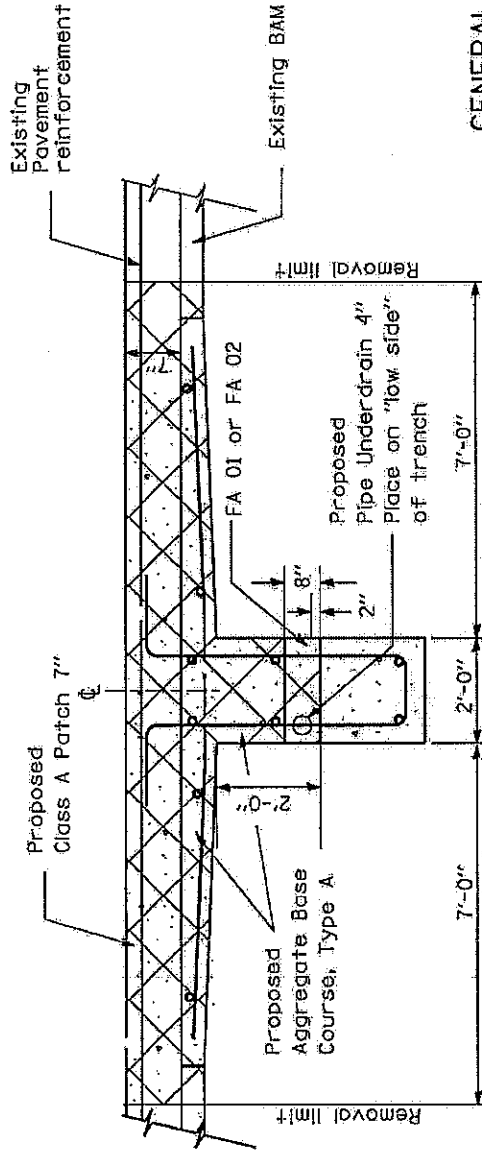
CONTRACT NO.	68016
SECTION	001
COUNTY	JOHNSON
PROJECT NO.	106
SHEET NO.	01



LIMITS OF WORK		LIMITS OF IMPROVEMENT	
STA.	DATE	STA.	DATE

CONTRACT NO. 64B76

F.A.P. RTE.	SECTION	COUNTY	TOTAL SHEET NO.
301	144-2.451 RS	JORDA/VEISS	106
			88



GENERAL NOTES

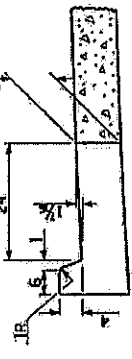
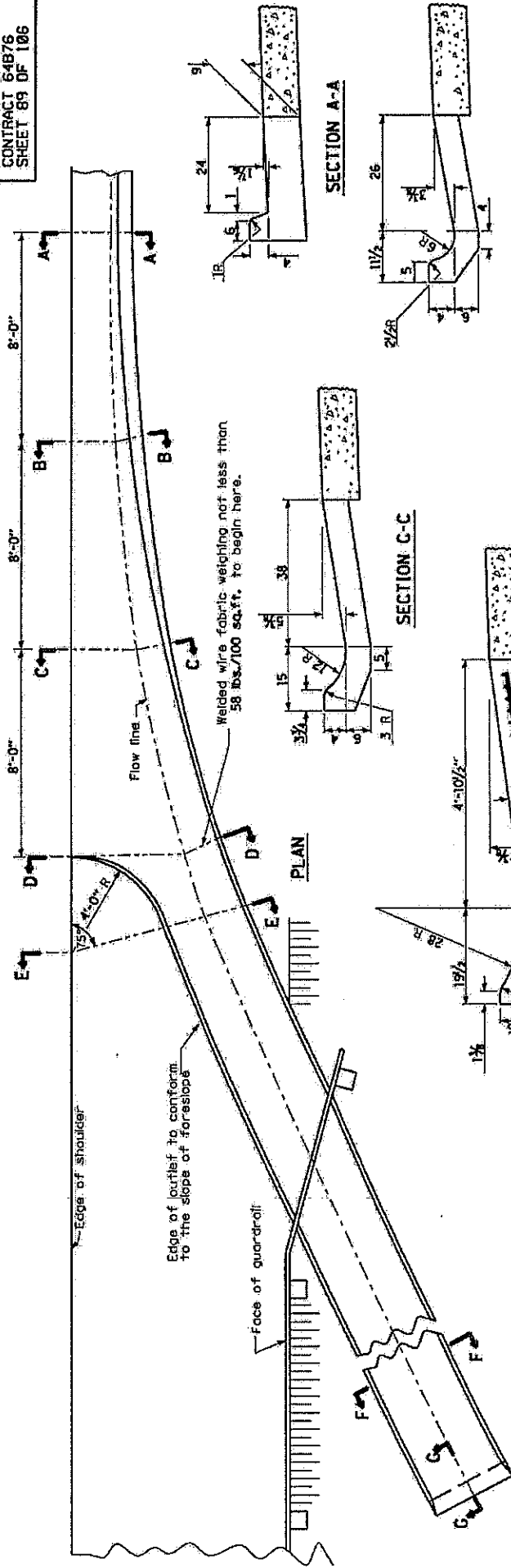
The concrete shall be removed to the limits shown on the detail. The void remaining after the underdrain is installed shall be replaced with Aggregate Base Course, Type A to the bottom of the proposed patch. The top 3" of aggregate shall be CA10 and the remainder shall be CA02. A Class A Patch 7" shall then be placed over the aggregate. The Class A Patch 7" shall be constructed in accordance with Section 442 of the Standard Specification. This work will be paid for at the contract unit price per Square Yard of CLASS A PATCH 7" (SPECIAL).

The Pipe Underdrain 4" shall be installed in accordance with Section 601 of the Standard Specifications. It shall be installed so that it drains to the median ditch. The FA01 or FA02 shall be included in the price for the Pipe Underdrain 4". This work will be paid for at the contract unit price per Foot of PIPE UNDERDRAIN 4".

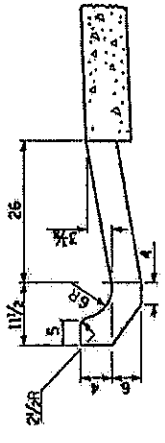
SECTION AT LUG

CLASS A PATCH (SPECIAL)

FAP 301 (US20)
 SECTION (44-2.45)RS
 JO DAVILESS COUNTY
 CONTRACT 64B76
 SHEET 89 DF 106



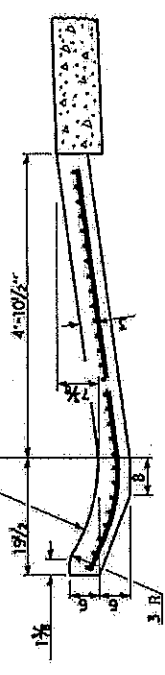
SECTION A-A



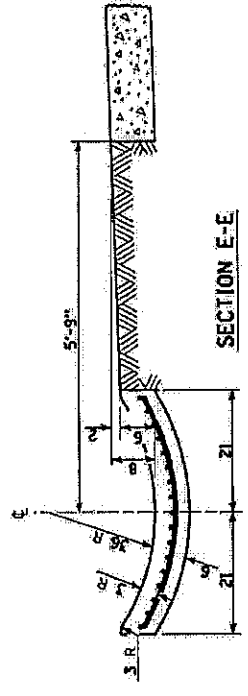
SECTION B-B



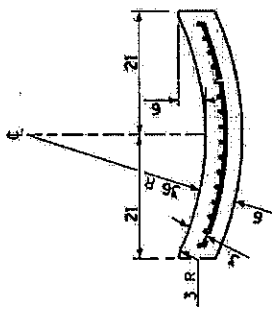
SECTION C-C



SECTION D-D



SECTION E-E



SECTION F-F

GENERAL NOTES

If the average grade of pavement for the distance from Section A-A to D-D exceeds 2%, this distance shall be increased 6 feet for each 1% increase in grade.

All dimensions are in inches unless otherwise shown.

QUANTITIES

For Section A-A to E-E and curbside wall =

2.38 cu yds. concrete

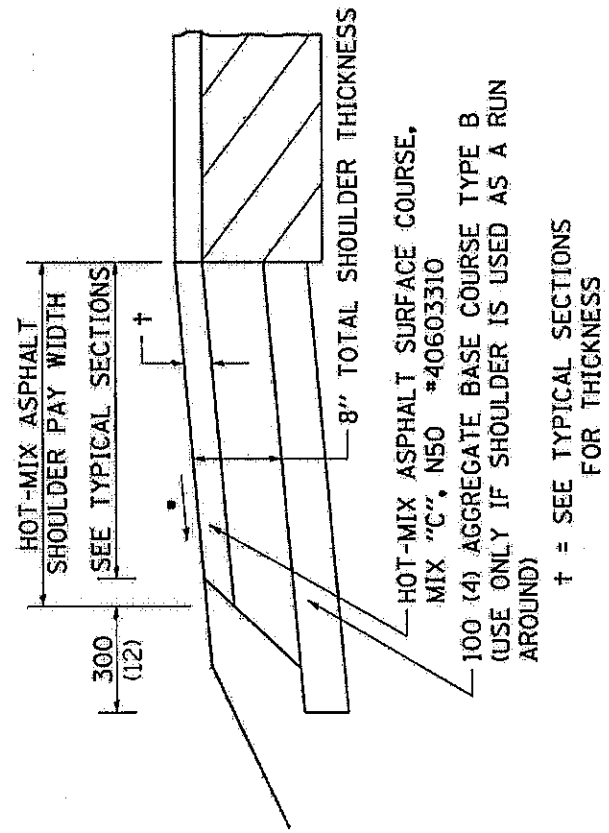
For Section F-F =

0.069 cu. yds. concrete per ft.

**DETAIL FOR
 CONCRETE CURB AND
 GUTTER M-4.24 OUTLET**

STANDARD OUTLET

HOT-MIX ASPHALT SHOULDER



GENERAL NOTES

THE HOT-MIX ASPHALT SHOULDER SHALL BE CONSTRUCTED IN ACCORDANCE WITH SECTION 482 EXCEPT THE TOP LIFT SHALL BE HOT-MIX ASPHALT SURFACE COURSE, MIX "C", N50 *40603310. THE WORK WILL BE PAID FOR AT THE CONTRACT UNIT PRICE PER TON FOR HOT-MIX ASPHALT SURFACE COURSE, MIX "C", N50 *40603310 AND SQUARE YARD FOR HOT-MIX ASPHALT SHOULDERS OF THE THICKNESS SPECIFIED.

USE HOT-MIX ASPHALT SURFACE COURSE, MIX "C", N50 *40603310. WHEN RESURFACING EXISTING HOT-MIX ASPHALT SHOULDERS, THE THICKNESS IS SHOWN ON THE TYPICAL SECTIONS. THIS WORK WILL BE PAID FOR AT THE CONTRACT UNIT PRICE PER TON FOR HOT-MIX ASPHALT SURFACE COURSE, MIX "C", N50 *40603310.

100 (4) AGGREGATE BASE COURSE TYPE B (USE ONLY IF SHOULDER IS USED AS A RUN AROUND)

† = SEE TYPICAL SECTIONS FOR THICKNESS

REMOVAL OF MATERIAL FOR PLACEMENT OF THE HOT-MIX ASPHALT SHOULDER TO BE PAID FOR IN UNITS FOR EXCAVATING AND GRADING EXISTING SHOULDERS OR IN CUBIC YARDS FOR EARTH EXCAVATION OR EARTH EXCAVATION WIDENING.

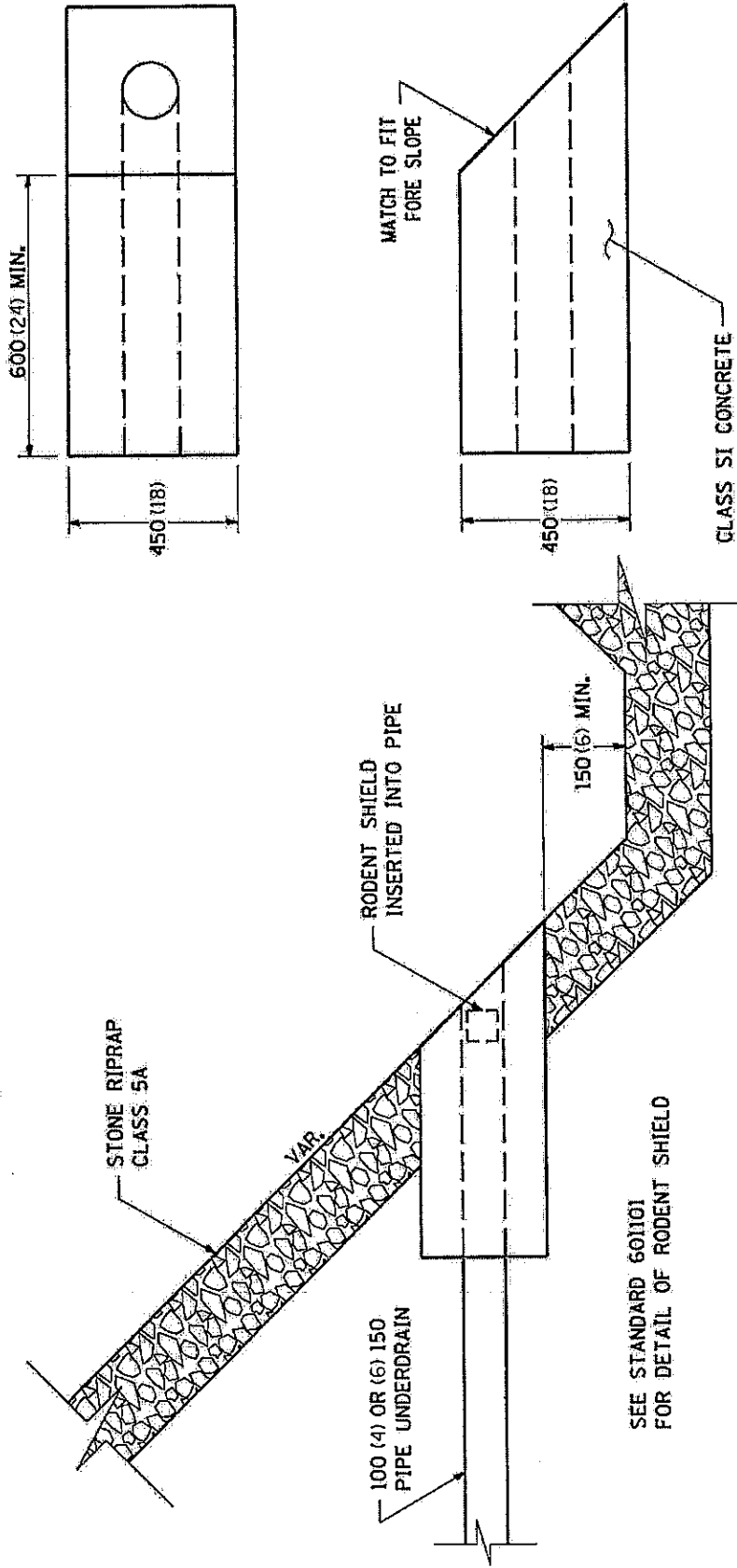
* 4% WHEN MAINLINE IS ON TANGENT. FOR CROSS SLOPE ON SUPERELEVATION SECTION, SEE HIGHWAY STANDARD 482001 OR 482006.

ALL DIMENSIONS ARE IN MILLIMETERS (INCHES) UNLESS OTHERWISE NOTED.

REVISED - 11-01-07	F.A.P. RTE. 301	SECTION 142-1.451B5	COUNTY JO戴维斯	TOTAL SHEETS 106	SHEET NO. 91
REVISED -	FED. ROAD DIST. NO. ILLINOIS FED. AID PROJECT		CONTRACT NO. 64B76		
REVISED -	SCALE: 30:6988 1/2 IN SHEET NO. OF	SHEETS	STA. TO STA.		
REVISED -	REGION 2 / DISTRICT 2 STANDARD				

HOT-MIX ASPHALT SHOULDER 23.4a

CONCRETE HEADWALLS FOR PIPE DRAINS

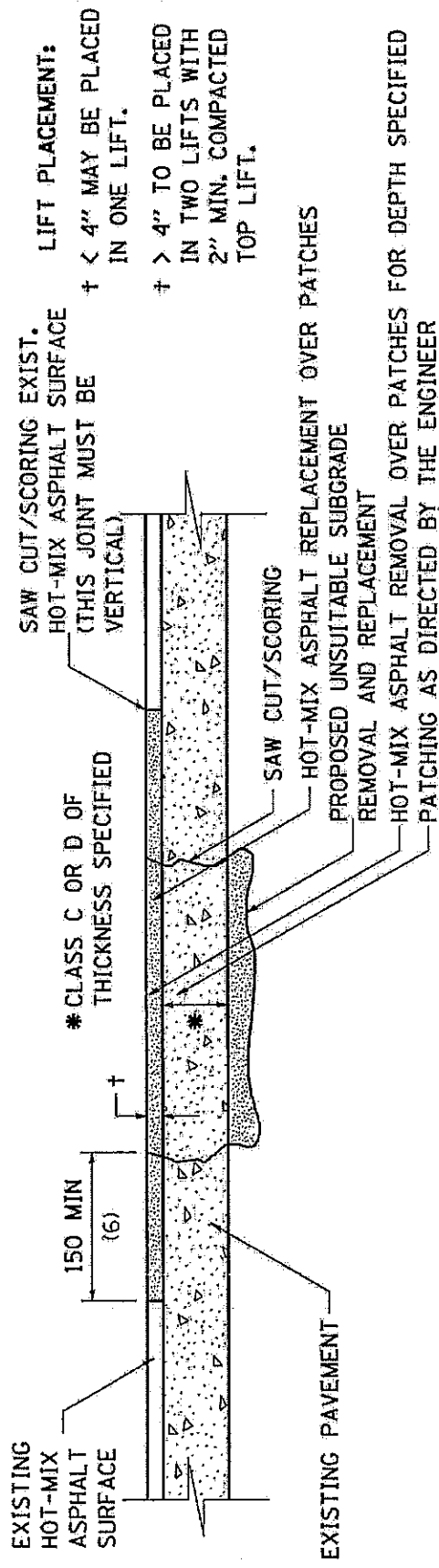


ALL DIMENSIONS ARE IN MILLIMETERS (INCHES) UNLESS OTHERWISE NOTED.

REVISED - 10-15-04	REGION 2 / DISTRICT 2 STANDARD	SECTION	COUNTY	TOTAL SHEETS	SHEET NO.
REVISED - ---		142-145185		106	92
REVISED - ---					
REVISED - ---					
SCALE: 3/8" = 1'-0"	TO STA. ---	F.A.R. RTE. 301	ILLINOIS FED. AID PROJECT	CONTRACT NO. 64B76	

CONCRETE HEADWALLS FOR PIPE DRAINS 27.4

PAVEMENT PATCHING FOR HOT-MIX ASPHALT SURFACED PAVEMENT



SEQUENCE OF CONSTRUCTION:

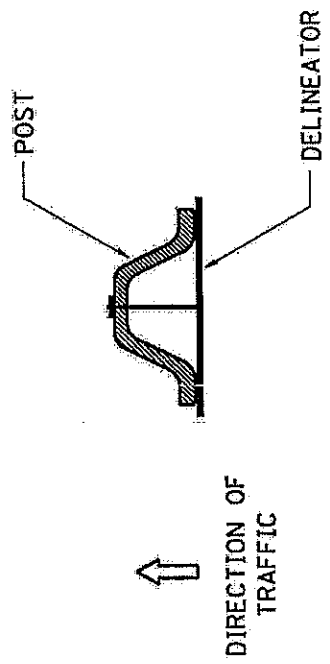
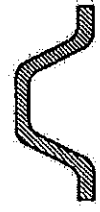
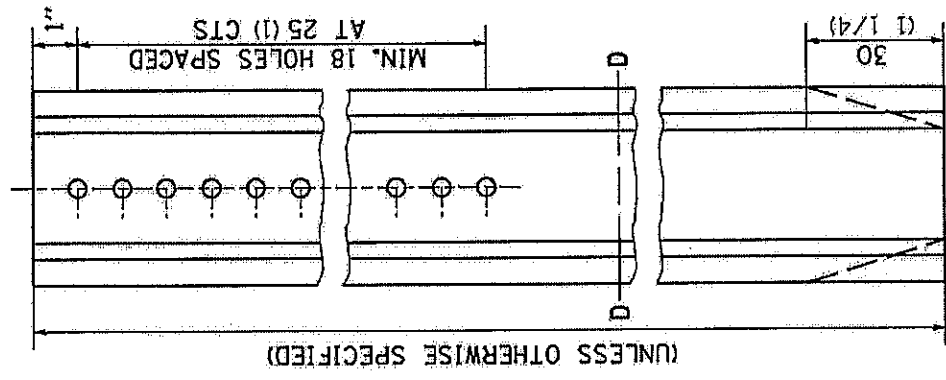
1. REMOVE THE EXISTING HOT-MIX ASPHALT SURFACE.
2. RESIDENT ENGINEER WILL DETERMINE IF LOCATION IS TO BE PATCHED OR TO ONLY REPLACE HOT-MIX ASPHALT SURFACE.
3. REMOVE AND REPLACE FULL DEPTH PATCHES AT LOCATIONS DIRECTED BY THE ENGINEER.
4. REPLACE HOT-MIX ASPHALT SURFACE OVER FULL DEPTH PATCHES AND AT LOCATIONS OF HOT-MIX ASPHALT SURFACE REMOVAL.

GENERAL NOTES:

1. THE WIDTH OF THE FULL DEPTH PATCH OVER A TRENCH SHALL BE 300 (12) WIDER ON EACH SIDE OF THE TRENCH.
 2. FOR BASIS OF PAYMENT: SEE THE RECURRING SPECIAL PROVISION "PATCHING WITH HOT-MIX ASPHALT OVERLAY REMOVAL".
- ALL DIMENSIONS ARE IN MILLIMETERS (INCHES) UNLESS OTHERWISE NOTED.

REVISED - 11-01-07		SECTION	COUNTY	TOTAL SHEET SHEETS
REVISED - ---		142-145BIS	JODAVIESS	106 93
REVISED - ---				CONTRACT NO. 64B76
REVISED - ---		FED. ROAD DIST. NO. [ILLINOIS] FED. AID PROJECT		
REGION 2 / DISTRICT 2 STANDARD				
SCALE: 30:5000 1/4" = 1' SHEET NO. --- OF --- SHEETS STA. --- TO STA. ---				

DELINEATOR AND POST ORIENTATION



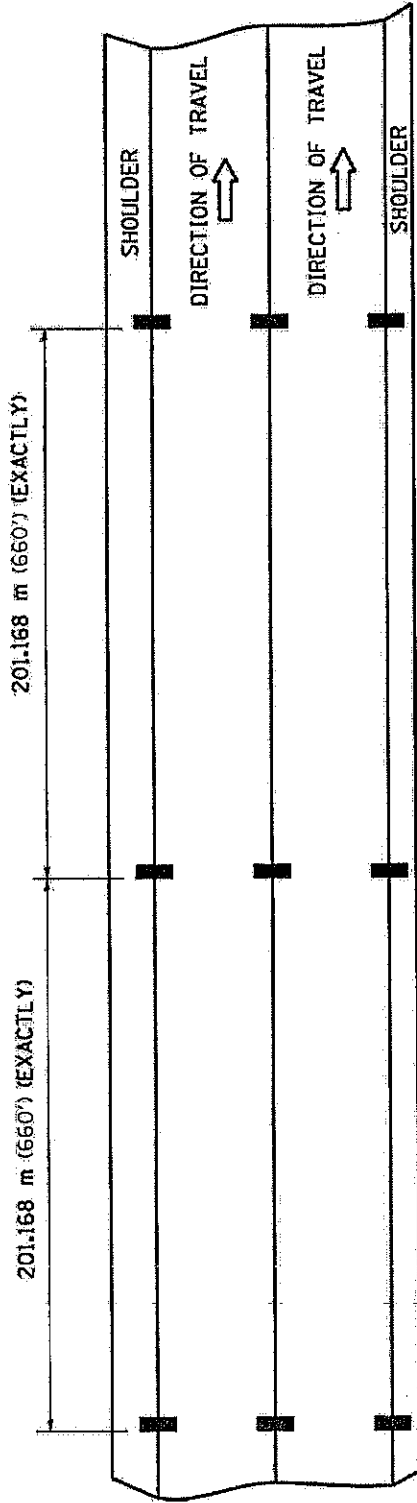
DELINEATORS SHALL BE INSTALLED ACCORDING TO STANDARD 635001 EXCEPT THAT THE POST SHALL BE ROTATED 180°. THE POST WILL HAVE THE WIDE SIDE FACING TRAFFIC AND THE DELINEATOR ATTACHED AS SHOWN ABOVE.

ALL DIMENSIONS ARE IN MILLIMETERS (INCHES) UNLESS OTHERWISE NOTED.

REVISED - 11-01-07	REGION 2 / DISTRICT 2 STANDARD	F.A.P. RTE. 301	SECTION 192-1-45RS	COUNTY JO戴维斯	TOTAL SHEETS 106	SHEET NO. 94
REVISED - ---	SCALE: 30.5300 IN SHEET NO. OF --- SHEETS STA. --- TO STA. ---	FED. ROAD DIST. NO. ILLINOIS FED. AID PROJECT		CONTRACT NO. 99B76		
REVISED - ---						
REVISED - ---						


DELINEATOR AND POST ORIENTATION 37.4

AERIAL SPEED CHECK ZONES



ALWAYS USE PERFORMED
THERMOPLASTIC PAVEMENT MARKINGS

PAVEMENT MARKING DETAIL



POLICE AERIAL SPEED CHECK ZONES

ESTABLISHED ZONES AND NEW ZONES REQUESTED BY THE ILLINOIS STATE POLICE SHALL BE MARKED CONSISTENT WITH THE REQUIREMENTS OF SECTION 38-23 OF THE MUTCD. WHEN NEW ZONES ARE PLACED IT WILL BE NECESSARY TO HAVE A REPRESENTATIVE OF THE STATE POLICE PRESENT SO THAT THE ACCURACY OF THE MEASUREMENT CAN BE ATTESTED TO IN COURT.

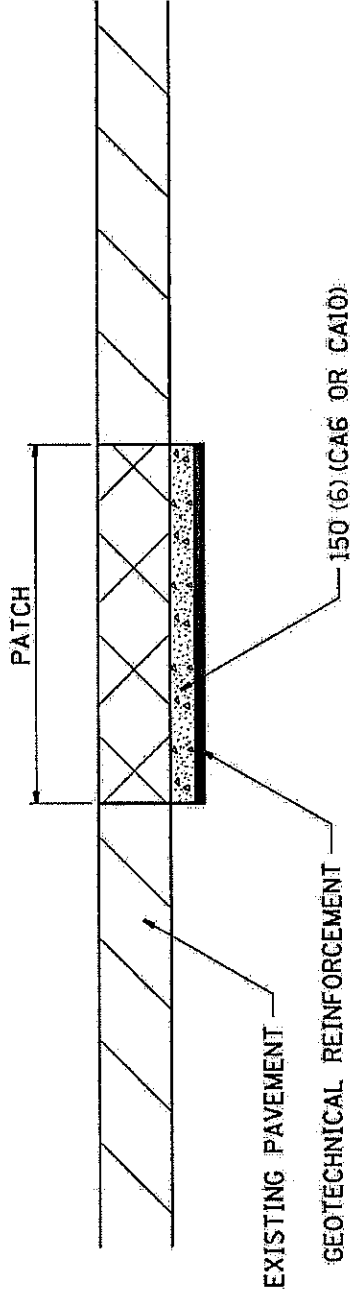
ILLINOIS STATE POLICE

DISTRICT 1 STERLING 815/632-4010 CARROLL, LEE, OGLE, WHITESIDE
 DISTRICT 7 EAST MOLINE 309/752-4915 HENRY, ROCK ISLAND
 DISTRICT 16 PECATONICA 815/239-1152 BOONE, JO DAVIESS, STEPHENSON, WINNEBAGO

REVISED - IL-01-07	F.A.P. RTE.	SECTION	COUNTY	TOTAL SHEETS	SHEET NO.
REVISED - ---	301	192-1451BS	JODAVIESS	106	95
REVISED - ---	FED. ROAD DIST. NO. ILLINOIS FED. AID PROJECT		CONTRACT NO. 64876		
REVISED - ---	SCALE: 30:1	SHEET NO. 22 OF 24	SHEETS	STA. TO STA.	
REGION 2 / DISTRICT 2 STANDARD					

AERIAL SPEED CHECK ZONES 46.4

SUBGRADE REPLACEMENT



NOTES:

THE CA 6 OR CA 10 SHALL BE COMPACTED IN A MANNER APPROVED BY THE ENGINEER. IF THE MOISTURE CONTENT OF THE MATERIAL IS SUCH THAT COMPACTION SATISFACTORY TO THE ENGINEER CANNOT BE OBTAINED, SUFFICIENT WATER SHALL BE ADDED SO THAT SATISFACTORY COMPACTION CAN BE OBTAINED.

THE CA 6 OR CA 10 WILL BE PAID FOR AT THE CONTRACT UNIT PRICE PER CU YD FOR GRANULAR SUBGRADE REPLACEMENT

THE GEO TECHNICAL REINFORCEMENT WILL BE PAID FOR AT THE CONTRACT UNIT PRICE PER SQ YD FOR GEO TECHNICAL REINFORCEMENT

ALL DIMENSIONS ARE IN MILLIMETERS (INCHES) UNLESS OTHERWISE NOTED.

REVISED - L-09-08	F.A.P. RTILE	SECTION	COUNTY	TOTAL SHEETS	SHEET NO.
REVISED - ---	.301	142-1-45BS	JODAVIESS	106	96
REVISED - ---	FED. ROAD DIST. NO. ILLINOIS FED. AID PROJECT		CONTRACT NO. 64B16		
REVISED - ---	SCALE: 1/2" = 1'-0"		SHEET NO. OF	SHEETS	STA. TO STA.
REGION 2 / DISTRICT 2 STANDARD					

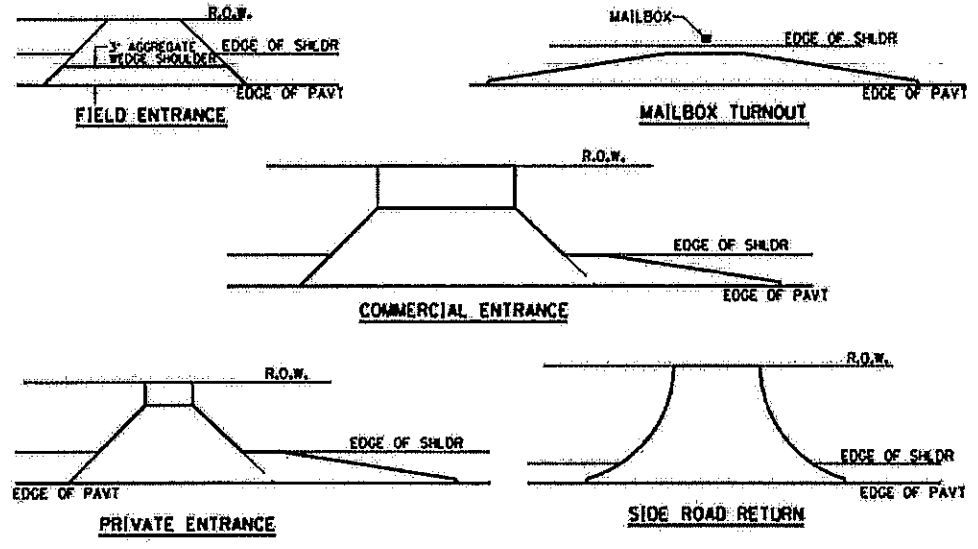
SUBGRADE REPLACEMENT 97.4

...\\d14105ds.dgn 3/19/2008 1:04:42 PM

LOT DATE = Wed Mar 19 13:04:43 2008

REVISID -	REVISID -	REVISID -	REVISID -	REVISID -
REVISID -	REVISID -	REVISID -	REVISID -	REVISID -
REVISID -	REVISID -	REVISID -	REVISID -	REVISID -
REVISID -	REVISID -	REVISID -	REVISID -	REVISID -
SCALE: 30.0000' = 1" SHEET NO. 301 OF 97 SHEETS STA. TO STA.	REGION 2 / DISTRICT 2 STANDARD			
FED. ROAD DIST. NO. ILLINOIS FED. AID PROJECT	F.A.P. RTE. 301	SECTION 192-1451RS	COUNTY JUDASVILLE, ILL.	TOTAL SHEET SHEETS NO. 97
			CONTRACT NO. 64876	

HOT-MIX ASPHALT APPROACHES & MAILBOX RETURNS FOR TWO LIFT (3P) RESURFACING PROJECTS

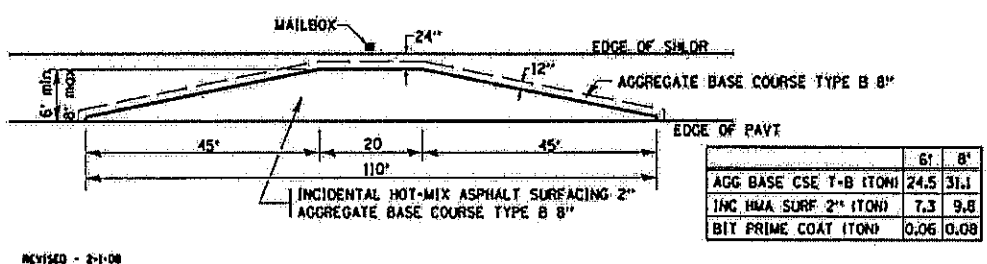


NOTE: EXISTING HMA PE's, CE's, SR's, & MB TURNOUTS
Place 2 1/4" Incidental Hot-Mix Asphalt Surfacing #40800050 on entrance to conform to the existing configuration.

EXISTING AGG. PE's & CE's
Place 2" Incidental Hot-Mix Asphalt Surfacing #40800050 on existing entrance to conform to the present configuration.

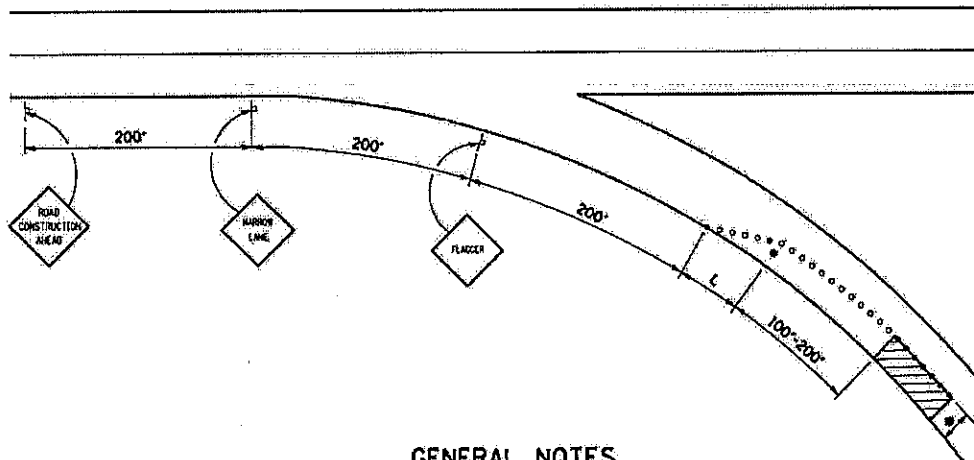
EXISTING AGG. SIDEROADS
Place 3" Incidental Hot-Mix Asphalt Surfacing #40800050 on sideroad to conform to the present configuration.

EXISTING AGG. MAILBOX TURNOUTS
Existing Agg. Mailbox Turnouts shall be constructed as shown below.



REVISED - 2-1-08

TRAFFIC CONTROL AND PROTECTION FOR RAMPS



GENERAL NOTES

CONES AT 8 m (25') CENTERS FOR 105 m (350'). ADDITIONAL CONES MAY BE PLACED AT 15 m (50') CENTERS. WHEN DRUMS OR BARRICADES ARE USED, THE INTERVAL DEVICES MAY BE DOUBLED.

* WIDTH OF CLOSURE SHOWN ON RAMP PATCHING SCHEDULE OR AS DIRECTED BY ENGINEER.

$L = \text{CLOSURE WIDTH} \times \text{TAPER RATIO IS SPEED LIMIT} / (\text{POSTED OR ADVISORY})$

ANY VISIBLE REPAIRS REQUIRED ON THE SHOULDER BECAUSE OF TRAFFIC SHALL BE PROVIDED AT THE CONTRACTOR'S EXPENSE. THE ENGINEER SHALL BE THE SOLE JUDGE FOR ANY SHOULDER REPAIRS.

THE RAMP SHALL BE COMPLETELY OPEN TO TRAFFIC BY NIGHTFALL.

TRAFFIC CONTROL AND PROTECTION FOR RAMPS SHALL BE INCLUDED IN THE COST OF STANDARD 701406 OR 701401

SYMBOLS



WORK AREA



SIGN



BARRICADE OR DRUM



CONE, DRUM OR BARRICADE



FLAGGER WITH TRAFFIC CONTROL SIGN

ALL DIMENSIONS ARE IN MILLIMETERS (INCHES) UNLESS OTHERWISE NOTED.

REVISED - 10-15-04

TRAFFIC CONTROL AND PROTECTION FOR RAMPS

95.2

REVISIONS	REGION 2 / DISTRICT 2 STANDARD	F.A.P. R.T.E.	SECTION	COUNTY	TOTAL SHEET NO.
REVISION 1		301	142-145185	JODAY/ESS	98
REVISION 2					
REVISION 3					
REVISION 4					
REVISION 5					
REVISION 6					
REVISION 7					
REVISION 8					
REVISION 9					
REVISION 10					
REVISION 11					
REVISION 12					
REVISION 13					
REVISION 14					
REVISION 15					
REVISION 16					
REVISION 17					
REVISION 18					
REVISION 19					
REVISION 20					
REVISION 21					
REVISION 22					
REVISION 23					
REVISION 24					
REVISION 25					
REVISION 26					
REVISION 27					
REVISION 28					
REVISION 29					
REVISION 30					
REVISION 31					
REVISION 32					
REVISION 33					
REVISION 34					
REVISION 35					
REVISION 36					
REVISION 37					
REVISION 38					
REVISION 39					
REVISION 40					
REVISION 41					
REVISION 42					
REVISION 43					
REVISION 44					
REVISION 45					
REVISION 46					
REVISION 47					
REVISION 48					
REVISION 49					
REVISION 50					
REVISION 51					
REVISION 52					
REVISION 53					
REVISION 54					
REVISION 55					
REVISION 56					
REVISION 57					
REVISION 58					
REVISION 59					
REVISION 60					
REVISION 61					
REVISION 62					
REVISION 63					
REVISION 64					
REVISION 65					
REVISION 66					
REVISION 67					
REVISION 68					
REVISION 69					
REVISION 70					
REVISION 71					
REVISION 72					
REVISION 73					
REVISION 74					
REVISION 75					
REVISION 76					
REVISION 77					
REVISION 78					
REVISION 79					
REVISION 80					
REVISION 81					
REVISION 82					
REVISION 83					
REVISION 84					
REVISION 85					
REVISION 86					
REVISION 87					
REVISION 88					
REVISION 89					
REVISION 90					
REVISION 91					
REVISION 92					
REVISION 93					
REVISION 94					
REVISION 95					
REVISION 96					
REVISION 97					
REVISION 98					
REVISION 99					
REVISION 100					

...:\d14105ds.dgn 3/19/2008 1:04:54 PM

STORM WATER POLLUTION PREVENTION PLAN EROSION CONTROL PLAN

THE FOLLOWING PLAN WAS ESTABLISHED AND INCLUDED IN THESE PLANS TO DIRECT THE CONTRACTOR IN THE PLACEMENT OF TEMPORARY EROSION CONTROL SYSTEMS AND TO PROVIDE A STORM WATER POLLUTION PREVENTION PLAN FOR COMPLIANCE UNDER NPDES.

THE PURPOSE OF THIS PLAN IS TO MINIMIZE SILTATION WITHIN THE CONSTRUCTION ZONE AND TO ELIMINATE SEDIMENTS FROM ENTERING AND LEAVING THE CONSTRUCTION ZONE BY UTILIZING PROPER TEMPORARY EROSION CONTROL SYSTEMS AND PROVIDING GROUND COVER WITHIN A REASONABLE AMOUNT OF TIME.

CERTAIN ITEMS, AS SHOWN IN THIS PLAN AND REFERENCED BY THE LEGEND, SHALL BE PLACED BY THE CONTRACTOR AT THE BEGINNING OF CONSTRUCTION. OTHER ITEMS SHALL BE PLACED BY THE CONTRACTOR AS DIRECTED BY THE ENGINEER ON A CASE BY CASE SITUATION RESULTING FROM THE CONTRACTOR'S SEQUENCE OF ACTIVITIES, TIME OF YEAR, AND EXPECTED WEATHER CONDITIONS.

THE CONTRACTOR SHALL PLACE PERMANENT EROSION CONTROL SYSTEMS AND SEEDING WITHIN A REASONABLE AMOUNT OF TIME THEREFORE, REDUCING THE AMOUNT OF AREA BEING OPEN TO THE POSSIBILITY OF EROSION AND REDUCING THE AMOUNT OF TEMPORARY SEEDING. THE RESIDENT ENGINEER WILL DETERMINE IF TEMPORARY EROSION CONTROL SYSTEMS SHOWN IN THE PLAN CAN BE DELETED, THE SIZE OF THE PROPOSED DITCH CHECKS, THE PROPER METHOD OF INSTALLATION, AND IF ANY ADDITIONAL TEMPORARY EROSION CONTROL SYSTEMS SHALL BE ADDED WHICH ARE NOT INCLUDED IN THE PLANS. THE CONTRACTOR SHALL PERFORM ALL WORK AS DIRECTED BY THE ENGINEER AND AS SHOWN IN STANDARD 280001 OF THE PLANS.

SITE DESCRIPTION
DESCRIPTION OF CONSTRUCTION ACTIVITY:

THIS PROJECT CONSISTS OF MILLING, RESURFACING, TOPSOIL PLACEMENT & CULVERT EXTENSION.

DESCRIPTION OF INTENDED SEQUENCE OF ACTIVITIES:
THE SEQUENCE OF EVENTS ARE AS FOLLOWS: CLEARING, EMBANKMENT, EXCAVATION, GRADING AND PAVING.
THIS PROJECT WILL BE CONSTRUCTED IN SEGMENTS AS SHOWN IN THE "STAGING PLANS".

TOTAL CONSTRUCTION SITE (CONSTRUCTION LIMIT TO CONSTRUCTION LIMIT) 55 ACRES
PROPOSED R.O.W (TOTAL PARCEL AREA) 0 ACRES
DISTURBED BY EXCAVATION (E.O.P TO CONSTRUCTION LIMIT) 4.1 ACRES

SUPPORTING REPORTS AND PLANS
THE FOLLOWING ASSISTED IN DEVELOPING THE EROSION CONTROL PLAN AS REFERENCED DOCUMENTS:

SOIL PROFILE SHEETS, SOILS REPORTS, BORING LOGS
USGS DRAINAGE MAPS, PROJECT PLAN DOCUMENTS

DRAINAGE TRIBUTARIES RECEIVING WATER FROM CONSTRUCTION SITE
LITTLE MEMPHIS RIVER, SIMS RIVER AND MISSISSIPPI RIVER

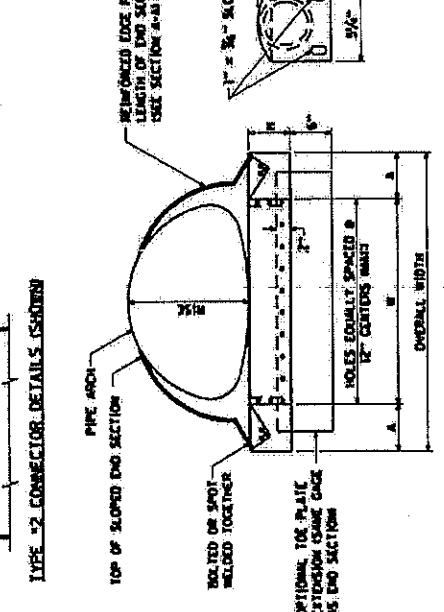

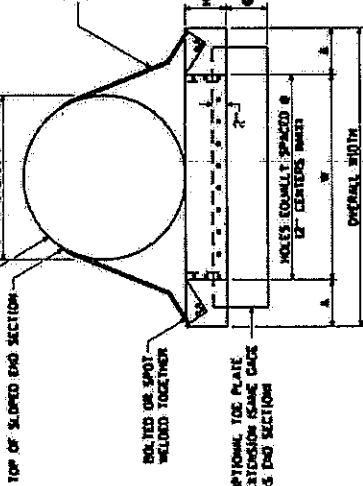
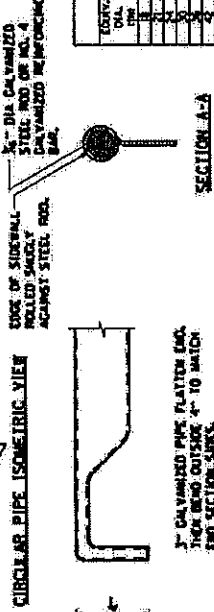
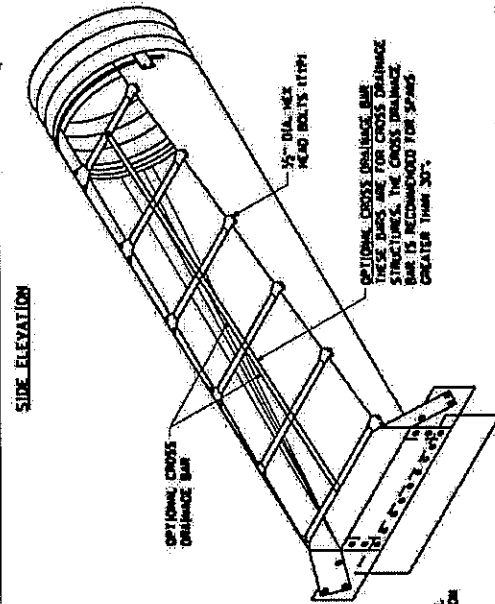
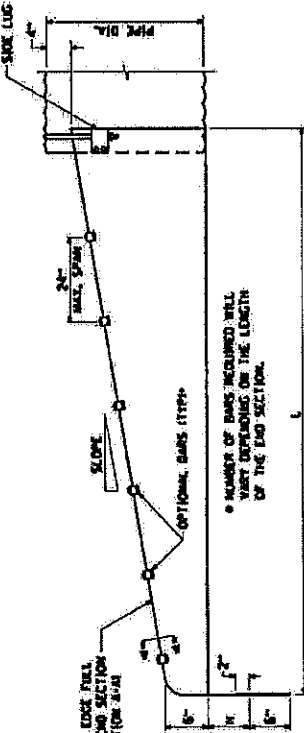
EROSION CONTROLS AND SEDIMENT CONTROL PROCEDURES
STABILIZATION PRACTICES AT THE BEGINNING OF CONSTRUCTION:
PERIMETER EROSION CONTROL SHALL BE PLACED PRIOR TO BEGINNING EARTHWORK.

STABILIZATION PRACTICES DURING CONSTRUCTION:
AS EARTH EXCAVATION AND EMBANKMENT ARE BEING COMPLETED THE CONTRACTOR SHALL PLACE DITCH CHECKS, INLET AND PIPE PROTECTION, EROSION CONTROL BLANKET, AND SEEDING AS STAGES OF THE PROJECT ARE COMPLETED. PERIMETER EROSION BARRIER WILL BE INSTALLED AT ADDITIONAL LOCATIONS AS THE PROJECT PROGRESSES. SEEDING SHALL BE COMPLETED AS SPECIFIED IN THE EROSION CONTROL/SEEDING MOBILIZATION AND TEMPORARY SEEDING SPECIAL PROVISIONS.

MAINTENANCE AFTER FINAL GRADING
TEMPORARY EROSION CONTROL SYSTEMS SHALL BE LEFT IN PLACE WITH PROPER MAINTENANCE UNTIL PERMANENT EROSION CONTROL IS IN PLACE AND WORKING PROPERLY AND ALL PROPOSED TURF AREAS SEEDING AND ESTABLISHED WITH THE PROPER STAND. ONCE PERMANENT EROSION CONTROL SYSTEMS AS PROPOSED IN THE PLANS ARE FUNCTIONAL AND ESTABLISHED, TEMPORARY ITEMS SHALL BE REMOVED, CLEANED UP AND DISTURBED TURF RESEEDING.

FILE NO. 1	DATE 3/19/2008	TIME 1:05:09 PM	PROJECT NO. 08-001	PROJECT NAME	PROJECT LOCATION	PROJECT DATE	PROJECT TIME	PROJECT USER	PROJECT STATUS
PROJECT NO. 08-001	PROJECT NAME	PROJECT LOCATION	PROJECT DATE	PROJECT TIME	PROJECT USER	PROJECT STATUS	STATE OF ILLINOIS DEPARTMENT OF TRANSPORTATION		
REGION 2 / DISTRICT 2 STANDARD			SHEET NO. 155			SHEET TOTAL 155			SCALE
STORM WATER POLLUTION PREVENTION PLAN 2.1									

SLOPED METAL END SECTIONS WITH GRATE



- GENERAL NOTES**
- CONNECTORS - ROUND SIZES THRU 24" ATTACH TO PIPE WITH TYPE #1 STRAPS. ALL OTHER SIZES ATTACH WITH TYPE #2 RODS AND LUGS.
 - USE PLATE EXTENSIONS - WHEN REQUIRED, THE PLATE EXTENSIONS ARE TO BE THE SAME AS END SECTION DIMENSIONS. THE MINIMUM WIDTH SHALL BE 8 INCHES BY 8 INCHES MIN.
 - OPTIONAL BARS - BARS WHEN SPECIFIED, SHALL BE SLOPED AND GALVANIZED STEEL PIPE.
 - TYPICALLY PARALLEL BARS ARE PLACED ON 24" CENTERS.
 - TYPICALLY THE CROSS BARS ARE USED ON CROSS DRAIN APPLICATIONS.
 - HOLES FOR BAR ATTACHMENTS SHALL BE PROVIDED IN ALL END SECTIONS.
 - DIMENSIONS ARE SUBJECT TO MANUFACTURING TOLERANCES.
 - FACE END SECTIONS WILL BE BUILT FOR AT THE CONTRACT UNIT PRICE, WITH BACK FOR SLOPED METAL END SECTIONS WITH GRATE OF THE DIAMETER SPECIFIED. WHICH SHALL INCLUDE EMBLEMING AND INSTALLING THE END SECTION COMPLETE IN PLACE, INCLUDING THE TOP PLATE, EXCAVATING, BACKFILLING, CONNECTING TO THE PIPE, AND CROSS DRAINAGE BARS.

METAL END SECTIONS FOR ROUND PIPE

PIPE DIA. (IN)	FACE END SECTION LENGTH (IN)	BACK SECTION LENGTH (IN)	OVERALL LENGTH (IN)	OVERALL WIDTH (IN)	OVERALL HEIGHT (IN)	WEIGHT (LBS)
12	12	12	24	12	12	100
15	15	15	30	15	15	150
18	18	18	36	18	18	200
21	21	21	42	21	21	250
24	24	24	48	24	24	300
27	27	27	54	27	27	350
30	30	30	60	30	30	400
33	33	33	66	33	33	450
36	36	36	72	36	36	500
39	39	39	78	39	39	550
42	42	42	84	42	42	600
45	45	45	90	45	45	650
48	48	48	96	48	48	700
51	51	51	102	51	51	750
54	54	54	108	54	54	800
57	57	57	114	57	57	850
60	60	60	120	60	60	900

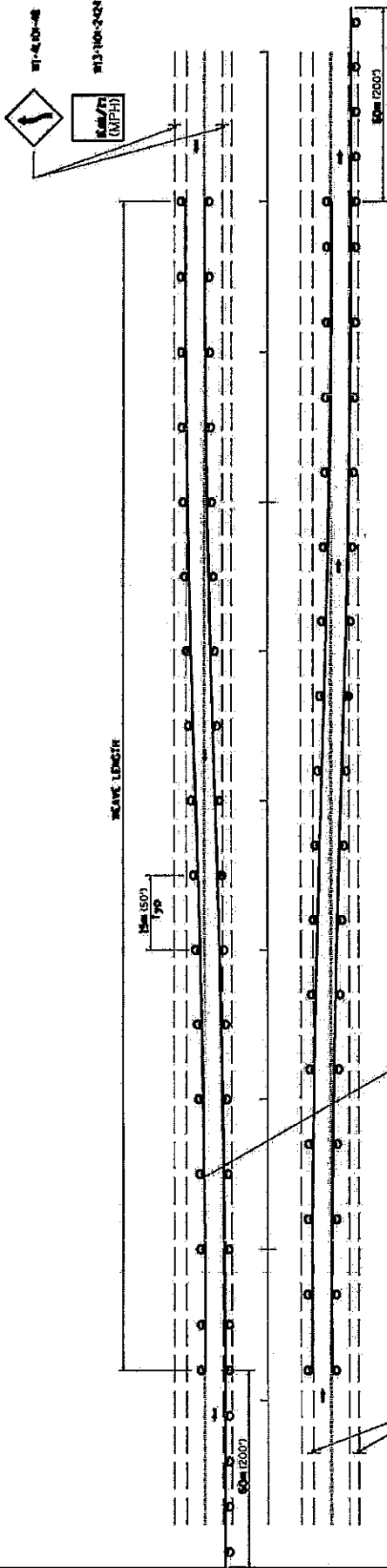
METAL END SECTIONS FOR PIPE ARCH

PIPE DIA. (IN)	FACE END SECTION LENGTH (IN)	BACK SECTION LENGTH (IN)	OVERALL LENGTH (IN)	OVERALL WIDTH (IN)	OVERALL HEIGHT (IN)	WEIGHT (LBS)
12	12	12	24	12	12	100
15	15	15	30	15	15	150
18	18	18	36	18	18	200
21	21	21	42	21	21	250
24	24	24	48	24	24	300
27	27	27	54	27	27	350
30	30	30	60	30	30	400
33	33	33	66	33	33	450
36	36	36	72	36	36	500
39	39	39	78	39	39	550
42	42	42	84	42	42	600
45	45	45	90	45	45	650
48	48	48	96	48	48	700
51	51	51	102	51	51	750
54	54	54	108	54	54	800
57	57	57	114	57	57	850
60	60	60	120	60	60	900

REGION 7 / DISTRICT 2 STANDARD
 STATE OF ILLINOIS
 DEPARTMENT OF TRANSPORTATION

SLOPED METAL END SECTIONS WITH GRATE
 SHEET NO. 1 OF 2
 CONTRACT NO. 08-111

TRAFFIC CONTROL TYPICAL WEAVE



Temporary Pavement Marking required if typical move is used for 14 days or more.

LEGEND

- DRUM WITH STEADY BURN, NON-DIRECTIONAL, LIGHTS
- ⊥ SIGN ON PAVEMENT MOUNT

STANDARD WEAVE CONDITIONS FOR DIFFERENT SPEED LIMITS

POSTED SPEED LIMIT	ADVISORY SPEED LIMIT	WEAVE LENGTH
110 km/h (65 MPH)	80 km/h (45 MPH)	240m (780 FT)
90 km/h (55 MPH)	60 km/h (35 MPH)	200m (660 FT)
80 km/h (45 MPH)	40 km/h (25 MPH)	165m (540 FT)

DESIGNER NOTES

1. USE ON LONG 2-LANE PROJECTS WHERE THE CONTRACTOR MUST CHANGE A PORTION OF THE WORK TO THE OPPOSITE LANE.
2. USE WHERE THE PROJECT IS ADJACENT TO ANOTHER AND THE CONTRACTOR COULD BE WORKING ON DIFFERENT LANES.
3. TEMPORARY PAVEMENT MARKING SHALL BE USED WHEN TYPICAL WEAVE IS USED FOR 14 DAYS OR MORE.
4. TRAFFIC CONTROL TYPICAL WEAVE SHALL BE INCLUDED IN THE COST OF THE SPECIFIC TRAFFIC CONTROL STANDARDS OF ITDS.

ALL DIMENSIONS ARE IN MILLIMETERS (INCHES) UNLESS OTHERWISE NOTED.

DATE	BY	REVISION	DATE	BY	REVISION

PROJECT NO.		SECTION	
DATE			

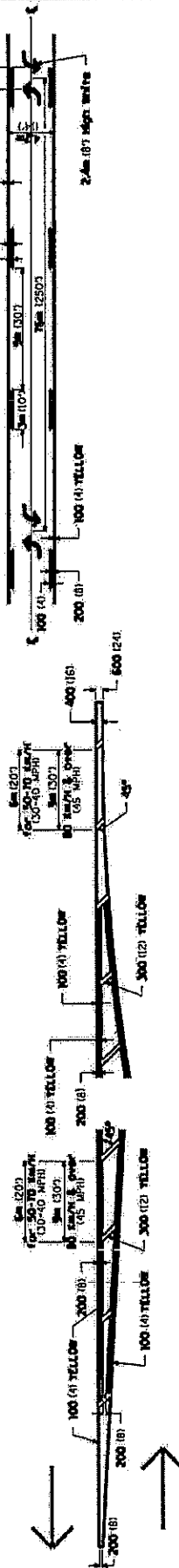
REGION 2 / DISTRICT 2 STANDARD

STATE OF ILLINOIS
DEPARTMENT OF TRANSPORTATION

TRAFFIC CONTROL TYPICAL WEAVE 39.1

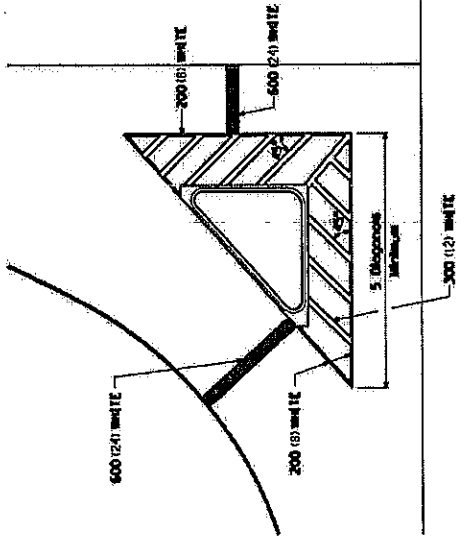
TYPICAL PAVEMENT MARKINGS

TYPICAL PAVEMENT MARKING FOR FLUSH MEDIAN AT LEFT TURN LANE

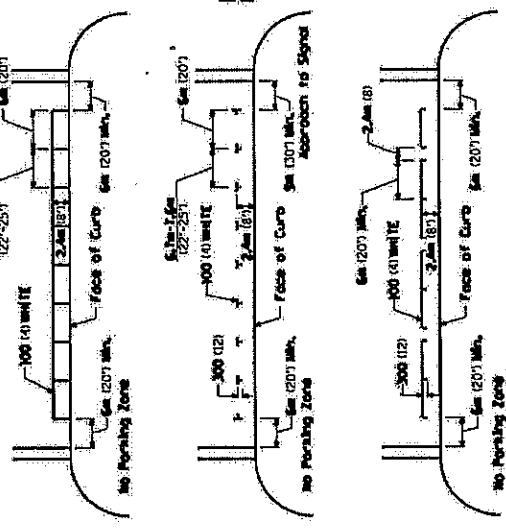


MEDIAN PAVEMENT MARKING

TYPICAL ISLAND OFFSET SHOULDER WIDTH

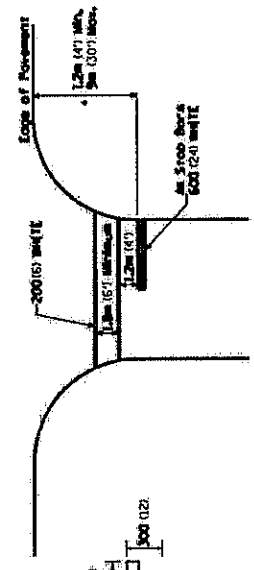


TYPICAL PARKING SPACING



STANDARD CROSSWALK MARKING

See Schedules for Locations



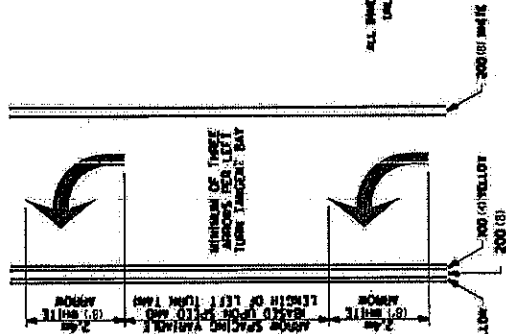
* Reference to the nearest edge of the intersecting pavement in the absence of a marked crosswalk.

** ALL DIMENSIONS ARE IN MILLIMETERS (INCHES) UNLESS OTHERWISE NOTED.

PROJECT NO.	SECTION	SHEET NO.	TOTAL SHEETS
STATE OF ILLINOIS	REGION 2 / DISTRICT 2 STANDARD	41.1	41.1
DEPARTMENT OF TRANSPORTATION	SCALE: UNIFORM TO STATE STANDARD	TYPICAL PAVEMENT MARKINGS SHEET 1 OF 2	
DATE	DATE	DATE	DATE
DESIGNED BY	CHECKED BY	DATE	DATE
DRAWN BY	DATE	DATE	DATE

TYPICAL PAVEMENT MARKINGS

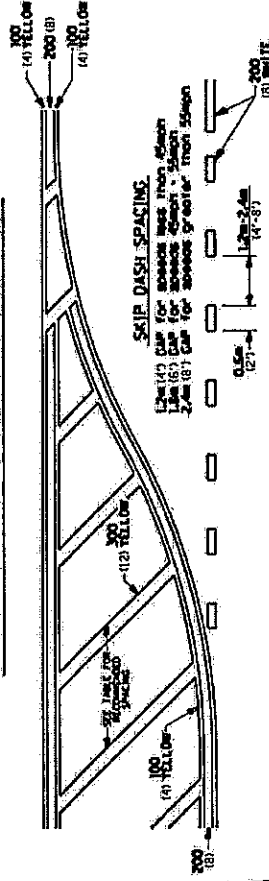
ARROW LAYOUT



- ◀ ONE-BAY ARROW MARKER
- ◀ ONE-BAY CRISTAL MARKER
- ◀ TWO-BAY ARROW MARKER

ALL DIMENSIONS ARE IN MILLIMETERS (INCHES) UNLESS OTHERWISE NOTED.

TYPICAL PAVEMENT MARKING FOR FLUSH MEDIAN

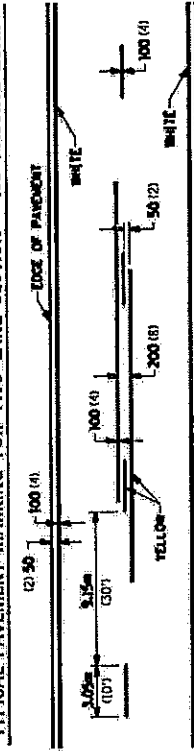


RECOMMENDED SPACING BETWEEN DIAGONALS (IN FEET)

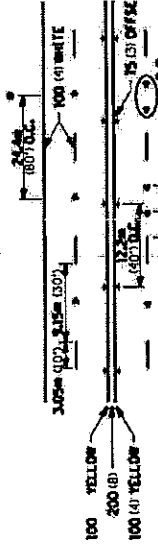
Speed Limit Range	Continuous Median Area	Intersections	Diagonal Diagonals
Less than 50 MPH (80 MPH)	15.0m (50')	4.57m (15')	3.05m (10')
50-60 MPH (80-100 MPH)	22.0m (75')	6.1m (20')	4.57m (15')
70 MPH & over	22.0m (75')	9.05m (30')	6.1m (20')

NOTE: If the spacing recommended in the table does not permit at least five diagonal lines in the area being marked, the spacing from the first diagonal to the center of the recommended spacing is reduced percent to the pavement center line.

TYPICAL PAVEMENT MARKING FOR TWO LANE SECTION - NO PASSING ZONES



SYMBOLS



- REDUCE TO 12.2m (40') O.C. ON CURVES AND IN ADVISORY SPEEDS ARE
- 15m (50') O.C. FOR LOWER THAN POSTED SPEEDS.
- USE DOUBLE MARKERS WHEN NOT ≥ 25,000

MULTI-LANE / UNDIVIDED

MARKING	SPACING	TYPE	REMARKS
100 (4) YELLOW	100 (4)	ARROW	
200 (8)		ARROW	
100 (4) WHITE	100 (4)	ARROW	
15 (3) OFFSET	15 (3)	ARROW	

STATE OF ILLINOIS
DEPARTMENT OF TRANSPORTATION

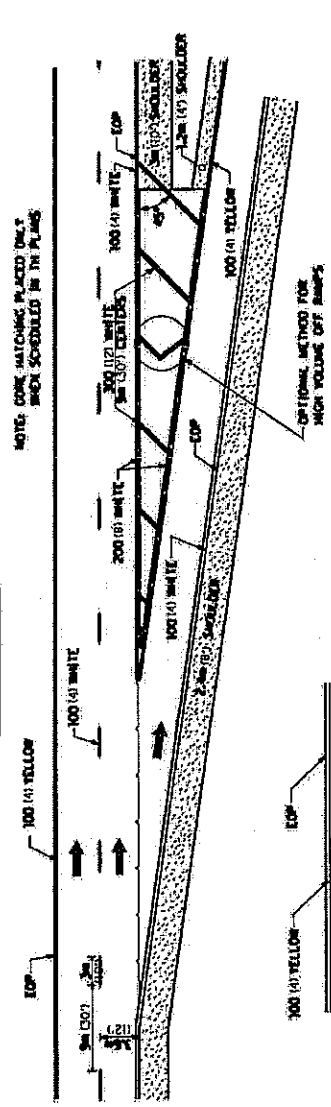
REGION 2 / DISTRICT 2, STANDARD

DATE	SECTION	PROJECT	NO.

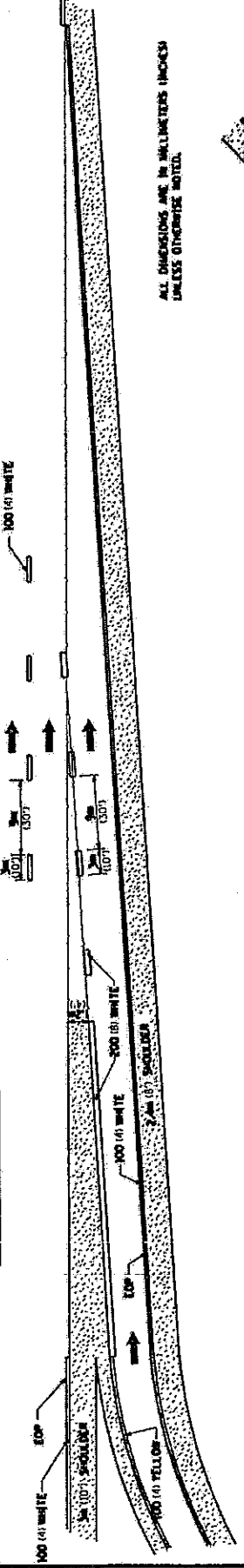
TYPICAL PAVEMENT MARKINGS SHEET 2 OF 2 41.1

PAINING DETAILS

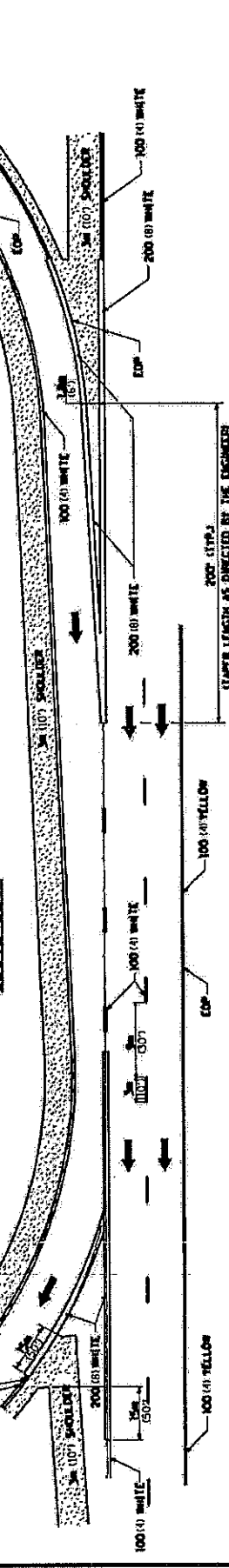
EXIT RAMP



ENTRANCE RAMP



CLOVERLEAF

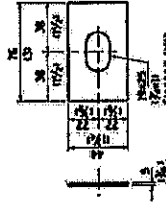
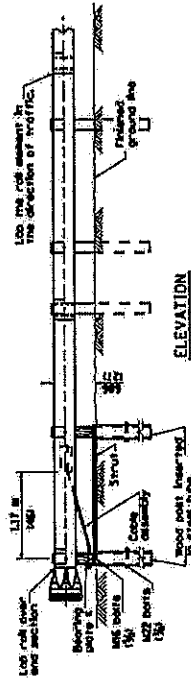
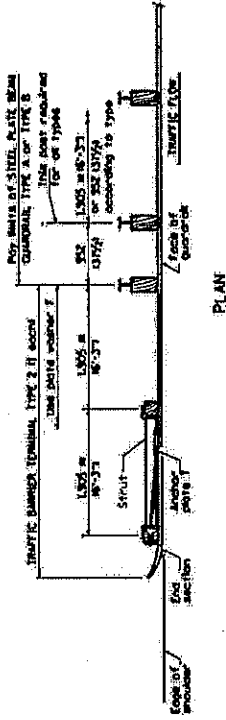
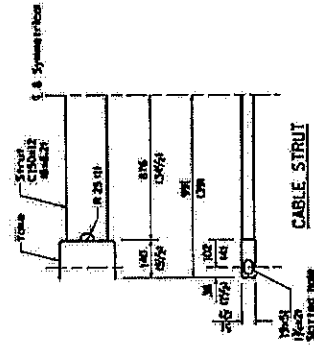
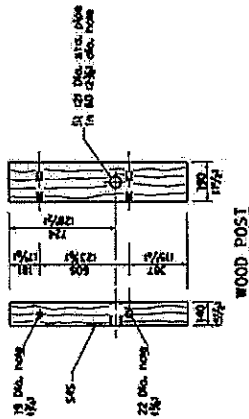
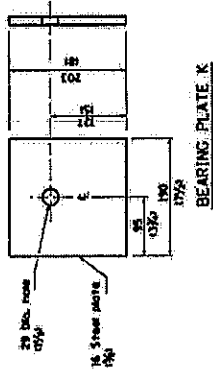


ALL DIMENSIONS ARE IN MILLIMETERS (INCHES UNLESS OTHERWISE NOTED).

FILE NO.	PROJECT NO.	SECTION	CADET	DATE
STATE OF ILLINOIS	REGION 2 / DISTRICT 2 - STANDARD	DEPARTMENT OF TRANSPORTATION		
SCALE: 1" = 100'	SCALE: 1" = 100'	SCALE: 1" = 100'	SCALE: 1" = 100'	SCALE: 1" = 100'
DATE: 11/19/08	DATE: 11/19/08	DATE: 11/19/08	DATE: 11/19/08	DATE: 11/19/08

PAINING DETAILS 44.7

TRAFFIC BARRIER TERMINAL, TYPE 2 (27" HEIGHT)



GENERAL NOTES
 See Standard 80003 for details of quarter post shown.
 The assembly shown is not to be used in any location where the driver has the post and bent over the top of the plate.
 All dimensions are in millimeters (metric) unless otherwise shown.

FILE NAME: I:\14105ds.dgn	PROJECT: ILLINOIS STATE DEPARTMENT OF TRANSPORTATION	REGION 2 / DISTRICT 2 STANDARD	SECTION: TRAFFIC BARRIER TERMINAL, TYPE 2 (27" HEIGHT)	DATE: 08/19/08
DESIGNED BY: [Name]	CHECKED BY: [Name]	SCALE: AS SHOWN	DATE: 08/19/08	SCALE: AS SHOWN
DATE: 08/19/08	DATE: 08/19/08	DATE: 08/19/08	DATE: 08/19/08	DATE: 08/19/08

**REQUIRED CONTRACT PROVISIONS
FEDERAL-AID CONSTRUCTION CONTRACTS**

	Page
I. General	1
II. Nondiscrimination	1
III. Nonsegregated Facilities	3
IV. Payment of Predetermined Minimum Wage.....	3
V. Statements and Payrolls	6
VI. Record of Materials, Supplies, and Labor.....	7
VIII. Safety: Accident Prevention	7
IX. False Statements Concerning Highway Projects.....	7
X. Implementation of Clean Air Act and Federal Water Pollution Control Act	8
XI. Certification Regarding Debarment, Suspension, Ineligibility, and Voluntary Exclusion	8
XII. Certification Regarding Use of Contract Funds for Lobbying	9

ATTACHMENTS

- A. Employment Preference for Appalachian Contracts
(included in Appalachian contracts only)

I. GENERAL

1. These contract provisions shall apply to all work performed on the contract by the contractor's own organization and with the assistance of workers under the contractor's immediate superintendence and to all work performed on the contract by piecework, station work, or by subcontract.

2. Except as otherwise provided for in each section, the contractor shall insert in each subcontract all of the stipulations contained in these Required Contract Provisions, and further require their inclusion in any lower tier subcontract or purchase order that may in turn be made. The Required Contract Provisions shall not be incorporated by reference in any case. The prime contractor shall be responsible for compliance by any subcontractor or lower tier subcontractor with these Required Contract Provisions.

3. A breach of any of the stipulations contained in these Required Contract Provisions shall be sufficient grounds for termination of the contract.

4. A breach of the following clauses of the Required Contract Provisions may also be grounds for debarment as provided in 29 CFR 5.12:

- Section I, paragraph 2;
- Section IV, paragraphs 1, 2, 3, 4 and 7;
- Section V, paragraphs 1 and 2a through 2g.

5. Disputes arising out of the labor standards provisions of Section IV (except paragraph 5) and Section V of these Required Contract Provisions shall not be subject to the general disputes clause of this contract. Such disputes shall be resolved in accordance with the procedures of the U.S. Department of Labor (DOL) as set forth in 29 CFR 5, 6 and 7. Disputes within the meaning of this clause include disputes between the contractor (or any of its subcontractors) and the contracting agency, the DOL, or the contractor's employees or their representatives.

6. Selection of Labor: During the performance of this contract, the contractor shall not:

- a. Discriminate against labor from any other State, possession, or territory of the United States (except for employment preference for Appalachian contracts, when applicable, as specified in Attachment A), or
- b. Employ convict labor for any purpose within the limits of the project unless it is labor performed by convicts who are on parole, supervised release, or probation.

II. NONDISCRIMINATION

1. Equal Employment Opportunity: Equal employment opportunity (EEO) requirements not to discriminate and to take affirmative action to assure equal opportunity as set forth under laws, executive orders, rules, regulations (28 CFR 35, 29 CFR 1630 and 41 CFR 60 (and orders of the Secretary of Labor as modified by the provisions prescribed herein, and imposed pursuant to 23 U.S.C. 140 shall constitute the EEO and specific affirmative action standards for the contractor's project activities under this contract. The Equal Opportunity Construction Contract Specifications set forth under 41 CFR 60-4.3 and the provisions of the American Disabilities Act of 1990 (42 U.S.C. 12101 et seq.) set forth under 28 CFR 35 and 29 CFR 1630 are incorporated by reference in this contract. In the execution of this contract, the contractor agrees to comply with the following minimum specific requirement activities of EEO:

a. The contractor will work with the State highway agency (SHA) and the Federal Government in carrying out EEO obligations and in their review of his/her activities under the contract.

b. The contractor will accept as his operating policy the following statement:

"It is the policy of this Company to assure that applicants are employed, and that employees are treated during employment, without regard to their race, religion, sex, color, national origin, age or disability. Such action shall include: employment, upgrading, demotion, or transfer; recruitment or recruitment advertising; layoff or termination; rates of pay or other forms of compensation; and selection for training, including apprenticeship, preapprenticeship, and/or on-the-job-training."

2. EEO Officer: The contractor will designate and make known to the SHA contracting officers an EEO Officer who will have the responsibility for an must be capable of effectively administering and promoting an active contractor program of EEO and who must be assigned adequate authority and responsibility to do so.

3. Dissemination of Policy: All members of the contractor's staff who are authorized to hire, supervise, promote, and discharge employees, or who recommend such action, or who are substantially involved in such action, will be made fully cognizant of, and will implement, the contractor's EEO policy and contractual responsibilities to provide EEO in each grade and classification of employment. To ensure that the above

agreement will be met, the following actions will be taken as a minimum:

a. Periodic meetings of supervisory and personnel office employees will be conducted before the start of work and then not less often than once every six months, at which time the contractor's EEO policy and its implementation will be reviewed and explained. The meetings will be conducted by the EEO Officer.

b. All new supervisory or personnel office employees will be given a thorough indoctrination by the EEO Officer, covering all major aspects of the contractor's EEO obligations within thirty days following their reporting for duty with the contractor.

c. All personnel who are engaged in direct recruitment for the project will be instructed by the EEO Officer in the contractor's procedures for locating and hiring minority group employees.

d. Notices and posters setting forth the contractor's EEO policy will be placed in areas readily accessible to employees, applicants for employment and potential employees.

e. The contractor's EEO policy and the procedures to implement such policy will be brought to the attention of employees by means of meetings, employee handbooks, or other appropriate means.

4. Recruitment: When advertising for employees, the contractor will include in all advertisements for employees the notation: "An Equal Opportunity Employer." All such advertisements will be placed in publications having a large circulation among minority groups in the area from which the project work force would normally be derived.

a. The contractor will, unless precluded by a valid bargaining agreement, conduct systematic and direct recruitment through public and private employees referral sources likely to yield qualified minority group applicants. To meet this requirement, the contractor will identify sources of potential minority group employees, and establish which such identified sources procedures whereby minority group applicants may be referred to the contractor for employment consideration.

b. In the event the contractor has a valid bargaining agreement providing for exclusive hiring hall referrals, he is expected to observe the provisions of that agreement to the extent that the system permits the contractor's compliance with EEO contract provisions. (The DOL has held that where implementation of such agreements have the effect of discriminating against minorities or women, or obligates the contractor to do the same, such implementation violates Executive Order 11246, as amended.)

c. The contractor will encourage his present employees to refer minority group applicants for employment. Information and procedures with regard to referring minority group applicants will be discussed with employees.

5. Personnel Actions: Wages, working conditions, and employee benefits shall be established and administered, and personnel actions of every type, including hiring, upgrading, promotion, transfer, demotion, layoff, and termination, shall be taken without regard to race, color, religion, sex, national origin, age or disability. The following procedures shall be followed:

a. The contractor will conduct periodic inspections of project sites to insure that working conditions and employee facilities do not indicate discriminatory treatment of project site personnel.

b. The contractor will periodically evaluate the spread of wages paid within each classification to determine any

evidence of discriminatory wage practices.

c. The contractor will periodically review selected personnel actions in depth to determine whether there is evidence of discrimination. Where evidence is found, the contractor will promptly take corrective action. If the review indicates that the discrimination may extend beyond the actions reviewed, such corrective action shall include all affected persons.

d. The contractor will promptly investigate all complaints of alleged discrimination made to the contractor in connection with his obligations under this contract, will attempt to resolve such complaints, and will take appropriate corrective action within a reasonable time. If the investigation indicates that the discrimination may affect persons other than the complainant, such corrective action shall include such other persons. Upon completion of each investigation, the contractor will inform every complainant of all of his avenues of appeal.

6. Training and Promotion:

a. The contractor will assist in locating, qualifying, and increasing the skills of minority group and women employees, and applicants for employment.

b. Consistent with the contractor's work force requirements and as permissible under Federal and State regulations, the contractor shall make full use of training programs, i.e., apprenticeship, and on-the-job training programs for the geographical area of contract performance. Where feasible, 25 percent of apprentices or trainees in each occupation shall be in their first year of apprenticeship or training. In the event a special provision for training is provided under this contract, this subparagraph will be superseded as indicated in the special provision.

c. The contractor will advise employees and applicants for employment of available training programs and entrance requirements for each.

d. The contractor will periodically review the training and promotion potential of minority group and women employees and will encourage eligible employees to apply for such training and promotion.

7. Unions: If the contractor relies in whole or in part upon unions as a source of employees, the contractor will use his/her best efforts to obtain the cooperation of such unions to increase opportunities for minority groups and women within the unions, and to effect referrals by such unions of minority and female employees. Actions by the contractor either directly or through a contractor's association acting as agent will include the procedures set forth below:

a. The contractor will use best efforts to develop, in cooperation with the unions, joint training programs aimed toward qualifying more minority group members and women for membership in the unions and increasing the skills of minority group employees and women so that they may qualify for higher paying employment.

b. The contractor will use best efforts to incorporate an EEO clause into each union agreement to the end that such union will be contractually bound to refer applicants without regard to their race, color, religion, sex, national origin, age or disability.

c. The contractor is to obtain information as to the referral practices and policies of the labor union except that to the extent such information is within the exclusive possession of the labor union and such labor union refuses to furnish such information to the contractor, the contractor shall so certify to

the SHA and shall set forth what efforts have been made to obtain such information.

d. In the event the union is unable to provide the contractor with a reasonable flow of minority and women referrals within the time limit set forth in the collective bargaining agreement, the contractor will, through independent recruitment efforts, fill the employment vacancies without regard to race, color, religion, sex, national origin, age or disability; making full efforts to obtain qualified and/or quailifiable minority group persons and women. (The DOL has held that it shall be no excuse that the union with which the contractor has a collective bargaining agreement providing for exclusive referral failed to refer minority employees.) In the event the union referral practice prevents the contractor from meeting the obligations pursuant to Executive Order 11246, as amended, and these special provisions, such contractor shall immediately notify the SHA.

8. Selection of Subcontractors, Procurement of Materials and Leasing of Equipment: The contractor shall not discriminate on the grounds of race, color, religion, sex, national origin, age or disability in the selection and retention of subcontractors, including procurement of materials and leases of equipment.

a. The contractor shall notify all potential subcontractors and suppliers of his/her EEO obligations under this contract.

b. Disadvantaged business enterprises (DBE), as defined in 49 CFR 23, shall have equal opportunity to compete for and perform subcontracts which the contractor enters into pursuant to this contract. The contractor will use his best efforts to solicit bids from and to utilize DBE subcontractors or subcontractors with meaningful minority group and female representation among their employees. Contractors shall obtain lists of DBE construction firms from SHA personnel.

c. The contractor will use his best efforts to ensure subcontractor compliance with their EEO obligations.

9. Records and Reports: The contractor shall keep such records as necessary to document compliance with the EEO requirements. Such records shall be retained for a period of three years following completion of the contract work and shall be available at reasonable times and places for inspection by authorized representatives of the SHA and the FHWA.

a. The records kept by the contractor shall document the following:

(1) The number of minority and non-minority group members and women employed in each work classification on the project;

(2) The progress and efforts being made in cooperation with unions, when applicable, to increase employment opportunities for minorities and women;

(3) The progress and efforts being made in locating, hiring, training, qualifying, and upgrading minority and female employees; and

(4) The progress and efforts being made in securing the services of DBE subcontractors or subcontractors with meaningful minority and female representation among their employees.

b. The contractors will submit an annual report to the SHA each July for the duration of the project, indicating the number of minority, women, and non-minority group employees currently engaged in each work classification required by the contract work. This information is to be reported on Form FHWA-1391. If on-the-job training is being required by special provision, the contractor will be required to collect and report training data.

III. NONSEGREGATED FACILITIES

(Applicable to all Federal-aid construction contracts and to all related subcontracts of \$10,000 or more.)

a. By submission of this bid, the execution of this contract or subcontract, or the consummation of this material supply agreement or purchase order, as appropriate, the bidder, Federal-aid construction contractor, subcontractor, material supplier, or vendor, as appropriate, certifies that the firm does not maintain or provide for its employees any segregated facilities at any of its establishments, and that the firm does not permit its employees to perform their services at any location, under its control, where segregated facilities are maintained. The firm agrees that a breach of this certification is a violation of the EEO provisions of this contract. The firm further certifies that no employee will be denied access to adequate facilities on the basis of sex or disability.

b. As used in this certification, the term "segregated facilities" means any waiting rooms, work areas, restrooms and washrooms, restaurants and other eating areas, timeclocks, locker rooms, and other storage or dressing areas, parking lots, drinking fountains, recreation or entertainment areas, transportation, and housing facilities provided for employees which are segregated by explicit directive, or are, in fact, segregated on the basis of race, color, religion, national origin, age or disability, because of habit, local custom, or otherwise. The only exception will be for the disabled when the demands for accessibility override (e.g. disabled parking).

c. The contractor agrees that it has obtained or will obtain identical certification from proposed subcontractors or material suppliers prior to award of subcontracts or consummation of material supply agreements of \$10,000 or more and that it will retain such certifications in its files.

IV. PAYMENT OF PREDETERMINED MINIMUM WAGE

(Applicable to all Federal-aid construction contracts exceeding \$2,000 and to all related subcontracts, except for projects located on roadways classified as local roads or rural minor collectors, which are exempt.)

1. General:

a. All mechanics and laborers employed or working upon the site of the work will be paid unconditionally and not less often than once a week and without subsequent deduction or rebate on any account [except such payroll deductions as are permitted by regulations (29 CFR 3) issued by the Secretary of Labor under the Copeland Act (40 U.S.C. 276c)] the full amounts of wages and bona fide fringe benefits (or cash equivalents thereof) due at time of payment. The payment shall be computed at wage rates not less than those contained in the wage determination of the Secretary of Labor (hereinafter "the wage determination") which is attached hereto and made a part hereof, regardless of any contractual relationship which may be alleged to exist between the

contractor or its subcontractors and such laborers and mechanics. The wage determination (including any additional classifications and wage rates conformed under paragraph 2 of this Section IV and the DOL poster (WH-1321) or Form FHWA-1495) shall be posted at all times by the contractor and its subcontractors at the site of the work in a prominent and accessible place where it can be easily seen by the workers. For the purpose of this Section, contributions made or costs reasonably anticipated for bona fide fringe benefits under Section 1(b)(2) of the Davis-Bacon Act (40 U.S.C. 276a) on behalf of laborers or mechanics are considered wages paid to such laborers or mechanics, subject to the provisions of Section IV, paragraph 3b, hereof. Also, for the purpose of this Section, regular contributions made or costs incurred for more than a weekly period (but not less often than quarterly) under plans, funds, or programs, which cover the particular weekly period, are deemed to be constructively made or incurred during such weekly period. Such laborers and mechanics shall be paid the appropriate wage rate and fringe benefits on the wage determination for the classification of work actually performed, without regard to skill, except as provided in paragraphs 4 and 5 of this Section IV.

b. Laborers or mechanics performing work in more than one classification may be compensated at the rate specified for each classification for the time actually worked therein, provided, that the employer's payroll records accurately set forth the time spent in each classification in which work is performed.

c. All rulings and interpretations of the Davis-Bacon Act and related acts contained in 29 CFR 1, 3, and 5 are herein incorporated by reference in this contract.

2. Classification:

a. The SHA contracting officer shall require that any class of laborers or mechanics employed under the contract, which is not listed in the wage determination, shall be classified in conformance with the wage determination.

b. The contracting officer shall approve an additional classification, wage rate and fringe benefits only when the following criteria have been met:

(1) the work to be performed by the additional classification requested is not performed by a classification in the wage determination;

(2) the additional classification is utilized in the area by the construction industry;

(3) the proposed wage rate, including any bona fide fringe benefits, bears a reasonable relationship to the wage rates contained in the wage determination; and

(4) with respect to helpers, when such a classification prevails in the area in which the work is performed.

c. If the contractor or subcontractors, as appropriate, the laborers and mechanics (if known) to be employed in the additional classification or their representatives, and the contracting officer agree on the classification and wage rate (including the amount designated for fringe benefits where appropriate), a report of the action taken shall be sent by the contracting officer to the DOL, Administrator of the Wage and Hour Division, Employment Standards Administration, Washington, D.C. 20210. The Wage and Hour Administrator, or an authorized representative, will approve, modify, or

disapprove every additional classification action within 30 days of receipt and so advise the contracting officer or will notify the contracting officer within the 30-day period that additional time is necessary.

d. In the event the contractor or subcontractors, as appropriate, the laborers or mechanics to be employed in the additional classification or their representatives, and the contracting officer do not agree on the proposed classification and wage rate (including the amount designated for fringe benefits, where appropriate), the contracting officer shall refer the question, including the views of all interested parties and the recommendation of the contracting officer, to the Wage and Hour Administrator for determination. Said Administrator, or an authorized representative, will issue a determination within 30 days of receipt and so advise the contracting officer or will notify the contracting officer within the 30-day period that additional time is necessary.

e. The wage rate (including fringe benefits where appropriate) determined pursuant to paragraph 2c or 2d of this Section IV shall be paid to all workers performing work in the additional classification from the first day on which work is performed in the classification.

3. Payment of Fringe Benefits:

a. Whenever the minimum wage rate prescribed in the contract for a class of laborers or mechanics includes a fringe benefit which is not expressed as an hourly rate, the contractor or subcontractors, as appropriate, shall either pay the benefit as stated in the wage determination or shall pay another bona fide fringe benefit or an hourly case equivalent thereof.

b. If the contractor or subcontractor, as appropriate, does not make payments to a trustee or other third person, he/she may consider as a part of the wages of any laborer or mechanic the amount of any cost reasonably anticipated in providing bona fide fringe benefits under a plan or program, provided that the Secretary of Labor has found, upon the written request of the contractor, that the applicable standards of the Davis-Bacon Act have been met. The Secretary of Labor may require the contractor to set aside in a separate account assets for the meeting of obligations under the plan or program.

4. Apprentices and Trainees (Programs of the U.S. DOL) and Helpers:

a. Apprentices:

(1) Apprentices will be permitted to work at less than the predetermined rate for the work they performed when they are employed pursuant to and individually registered in a bona fide apprenticeship program registered with the DOL, Employment and Training Administration, Bureau of Apprenticeship and Training, or with a State apprenticeship agency recognized by the Bureau, or if a person is employed in his/her first 90 days of probationary employment as an apprentice in such an apprenticeship program, who is not individually registered in the program, but who has been certified by the Bureau of Apprenticeship and Training or a State apprenticeship agency (where appropriate) to be eligible for probationary employment as an apprentice.

(2) The allowable ratio of apprentices to journeyman-level employees on the job site in any craft classification shall not

be greater than the ratio permitted to the contractor as to the entire work force under the registered program. Any employee listed on a payroll at an apprentice wage rate, who is not registered or otherwise employed as stated above, shall be paid not less than the applicable wage rate listed in the wage determination for the classification of work actually performed. In addition, any apprentice performing work on the job site in excess of the ratio permitted under the registered program shall be paid not less than the applicable wage rate on the wage determination for the work actually performed. Where a contractor or subcontractor is performing construction on a project in a locality other than that in which its program is registered, the ratios and wage rates (expressed in percentages of the journeyman-level hourly rate) specified in the contractor's or subcontractor's registered program shall be observed.

(3) Every apprentice must be paid at not less than the rate specified in the registered program for the apprentice's level of progress, expressed as a percentage of the journeyman-level hourly rate specified in the applicable wage determination. Apprentices shall be paid fringe benefits in accordance with the provisions of the apprenticeship program. If the apprenticeship program does not specify fringe benefits, apprentices must be paid the full amount of fringe benefits listed on the wage determination for the applicable classification. If the Administrator for the Wage and Hour Division determines that a different practice prevails for the applicable apprentice classification, fringes shall be paid in accordance with that determination.

(4) In the event the Bureau of Apprenticeship and Training, or a State apprenticeship agency recognized by the Bureau, withdraws approval of an apprenticeship program, the contractor or subcontractor will no longer be permitted to utilize apprentices at less than the applicable predetermined rate for the comparable work performed by regular employees until an acceptable program is approved.

b. Trainees:

(1) Except as provided in 29 CFR 5.16, trainees will not be permitted to work at less than the predetermined rate for the work performed unless they are employed pursuant to and individually registered in a program which has received prior approval, evidenced by formal certification by the DOL, Employment and Training Administration.

(2) The ratio of trainees to journeyman-level employees on the job site shall not be greater than permitted under the plan approved by the Employment and Training Administration. Any employee listed on the payroll at a trainee rate who is not registered and participating in a training plan approved by the Employment and Training Administration shall be paid not less than the applicable wage rate on the wage determination for the classification of work actually performed. In addition, any trainee performing work on the job site in excess of the ratio permitted under the registered program shall be paid not less than the applicable wage rate on the wage determination for the work actually performed.

(3) Every trainee must be paid at not less than the rate specified in the approved program for his/her level of progress, expressed as a percentage of the journeyman-level hourly rate specified in the applicable wage determination. Trainees shall be paid fringe benefits in accordance with the provisions of the trainee program. If the trainee program does not mention fringe benefits, trainees shall be paid the full amount of fringe benefits

Wage and Hour Division determines that there is an apprenticeship program associated with the corresponding journeyman-level wage rate on the wage determination which provides for less than full fringe benefits for apprentices, in which cases such trainees shall receive the same fringe benefits as apprentices.

(4) In the event the Employment and Training Administration withdraws approval of a training program, the contractor or subcontractor will no longer be permitted to utilize trainees at less than the applicable predetermined rate for the work performed until an acceptable program is approved.

c. Helpers:

Helpers will be permitted to work on a project if the helper classification is specified and defined on the applicable wage determination or is approved pursuant to the conformance procedure set forth in Section IV. 2. Any worker listed on a payroll at a helper wage rate, who is not a helper under a approved definition, shall be paid not less than the applicable wage rate on the wage determination for the classification of work actually performed.

5. Apprentices and Trainees (Programs of the U.S. DOT):

Apprentices and trainees working under apprenticeship and skill training programs which have been certified by the Secretary of Transportation as promoting EEO in connection with Federal-aid highway construction programs are not subject to the requirements of paragraph 4 of this Section IV. The straight time hourly wage rates for apprentices and trainees under such programs will be established by the particular programs. The ratio of apprentices and trainees to journeymen shall not be greater than permitted by the terms of the particular program.

6. Withholding:

The SHA shall upon its own action or upon written request of an authorized representative of the DOL withhold, or cause to be withheld, from the contractor or subcontractor under this contract or any other Federal contract with the same prime contractor or any other Federally-assisted contract subject to Davis-Bacon prevailing wage requirements which is held by the same prime contractor, as much of the accrued payments or advances as may be considered necessary to pay laborers and mechanics, including apprentices, trainee's and helpers, employed by the contractor or any subcontractor the full amount of wages required by the contract. In the event of failure to pay any laborer or mechanic, including any apprentice, trainee, or helper, employed or working on the site of the work, all or part of the wages required by the contract, the SHA contracting officer may, after written notice to the contractor, take such action as may be necessary to cause the suspension of any further payment, advance, or guarantee of funds until such violations have ceased.

7. Overtime Requirements:

No contractor or subcontractor contracting for any part of the contract work which may require or involve the employment of laborers, mechanics, watchmen, or guards (including apprentices, trainees, and helpers described in paragraphs 4 and 5 above) shall require or permit any laborer, mechanic, watchman, or guard in any workweek in which he/she is employed on such work, to work in excess of 40 hours in such workweek unless such laborer, mechanic, watchman, or guard receives compensation at a rate not less than one-and-one-half times his/her basic rate of pay for all hours worked in excess of 40 hours in such workweek.

8. Violation:

Liability for Unpaid Wages; Liquidated Damages: In the event of any violation of the clause set forth in paragraph 7 above, the contractor and any subcontractor responsible thereof shall be liable to the affected employee for his/her unpaid wages. In addition, such contractor and subcontractor shall be liable to the United States (in the case of work done under contract for the District of Columbia or a territory, to such District or to such territory) for liquidated damages. Such liquidated damages shall be computed with respect to each individual laborer, mechanic, watchman, or guard employed in violation of the clause set forth in paragraph 7, in the sum of \$10 for each calendar day on which such employee was required or permitted to work in excess of the standard work week of 40 hours without payment of the overtime wages required by the clause set forth in paragraph 7.

9. Withholding for Unpaid Wages and Liquidated Damages:

The SHA shall, upon its own action or upon written request of any authorized representative of the DOL withhold, or cause to be withheld, from any monies payable on account of work performed by the contractor or subcontractor under any such contract or any other Federal contract with the same prime contractor, or any other Federally-assisted contract subject to the Contract Work Hours and Safety Standards Act, which is held by the same prime contractor, such sums as may be determined to be necessary to satisfy any liabilities of such contractor or subcontractor for unpaid wages and liquidated damages as provided in the clause set forth in paragraph 8 above.

V. STATEMENTS AND PAYROLLS

(Applicable to all Federal-aid construction contracts exceeding \$2,000 and to all related subcontracts, except for projects located on roadways classified as local roads or rural collectors, which are exempt.)

1. Compliance with Copeland Regulations (29 CFR 3):

The contractor shall comply with the Copeland Regulations of the Secretary of Labor which are herein incorporated by reference.

2. Payrolls and Payroll Records:

a. Payrolls and basic records relating thereto shall be maintained by the contractor and each subcontractor during the course of the work and preserved for a period of 3 years from the date of completion of the contract for all laborers, mechanics, apprentices, trainees, watchmen, helpers, and guards working at the site of the work.

b. The payroll records shall contain the name, social security number, and address of each such employee; his or her correct classification; hourly rates of wages paid (including rates of contributions or costs anticipated for bona fide fringe benefits or cash equivalent thereof the types described in Section 1(b)(2)(B) of the Davis Bacon Act); daily and weekly number of hours worked; deductions made; and actual wages paid. In addition, for Appalachian contracts, the payroll records shall contain a notation indicating whether the employee does, or does not, normally reside in the labor area as defined in Attachment A, paragraph 1. Whenever the Secretary of Labor, pursuant to Section IV, paragraph 3b, has found that the wages of any laborer or mechanic include the amount of any costs reasonably anticipated in providing benefits under a plan

or program described in Section 1(b)(2)(B) of the Davis Bacon Act, the contractor and each subcontractor shall maintain records which show that the commitment to provide such benefits is enforceable, that the plan or program is financially responsible, that the plan or program has been communicated in writing to the laborers or mechanics affected, and show the cost anticipated or the actual cost incurred in providing benefits. Contractors or subcontractors employing apprentices or trainees under approved programs shall maintain written evidence of the registration of apprentices and trainees, and ratios and wage rates prescribed in the applicable programs.

c. Each contractor and subcontractor shall furnish, each week in which any contract work is performed, to the SHA resident engineer a payroll of wages paid each of its employees (including apprentices trainees, and helpers, described in Section IV, paragraphs 4 and 5, and watchmen and guards engaged on work during the preceding weekly payroll period).

The payroll submitted shall set out accurately and completely all of the information required to be maintained under paragraph 2b of this Section V.

This information may be submitted in any form desired. Optional Form WH-347 is available for this purpose and may be purchased from the Superintendent of Documents (Federal stock number 029-005-0014-1), U.S. Government Printing Office, Washington, D.C. 20402. The prime contractor is responsible for the submission of copies of payrolls by all subcontractors.

d. Each payroll submitted shall be accompanied by a "Statement of Compliance," signed by the Contractor or subcontractor or his/her agent who pays or supervises the payment of the persons employed under the contract and shall certify the following:

(1) that the payroll for the payroll period contains the information required to be maintained under paragraph 2b of this Section V and that such information is correct and complete;

(2) that such laborer or mechanic (including each helper, apprentice, and trainee) employed on the contract during the payroll period has been paid the full weekly wages earned, without rebate, either directly or indirectly, and that no deductions have been made either directly or indirectly from the full wages earned, other than permissible deductions as set forth in the Regulations, 29 CFR 3;

(3) that each laborer or mechanic has been paid not less than the applicable wage rate and fringe benefits or cash equivalent for the classification of work performed, as specified in the applicable wage determination incorporated into the contract.

e. The weekly submission of a properly executed certification set forth on the reverse side of Optional Form WH-347 shall satisfy the requirement for submission of the "Statement of Compliance" required by paragraph 2d of this Section V.

f. The falsification of any of the above certifications may subject the contractor to civil or criminal prosecution under 18 U/S. C. 1001 and 31 U.S.C. 231.

g. The contractor or subcontractor shall make the records required under paragraph 2b of this Section V available for

inspection, copying, or transcription by authorized representatives of the SHA, the FHWA, or the DOL, and shall permit such representatives to interview employees during working hours on the job. If the contractor or subcontractor fails to submit the required records or to make them available, the SHA, the FHWA, the DOL, or all may, after written notice to the contractor, sponsor, applicant, or owner, take such actions as may be necessary to cause the suspension of any further payment, advance, or guarantee of funds. Furthermore, failure to submit the required records upon request or to make such records available may be grounds for debarment action pursuant to 29 CFR 5.12.

VI. RECORD OF MATERIALS, SUPPLIES, AND LABOR

1. On all federal-aid contracts on the national highway system, except those which provide solely for the installation of protective devices at railroad grade crossings, those which are constructed on a force account or direct labor basis, highway beautification contracts, and contracts for which the total final construction cost for roadway and bridge is less than \$1,000,000 (23 CFR 635) the contractor shall:

- a. Become familiar with the list of specific materials and supplies contained in Form FHWA-47, "Statement of Materials and Labor Used by Contractor of Highway Construction Involving Federal Funds," prior to the commencement of work under this contract.
- b. Maintain a record of the total cost of all materials and supplies purchased for and incorporated in the work, and also of the quantities of those specific materials and supplies listed on Form FHWA-47, and in the units shown on Form FHWA-47.
- c. Furnish, upon the completion of the contract, to the SHA resident engineer on Form FHWA-47 together with the data required in paragraph 1b relative to materials and supplies, a final labor summary of all contract work indicating the total hours worked and the total amount earned.

2. At the prime contractor's option, either a single report covering all contract work or separate reports for the contractor and for each subcontract shall be submitted.

VII. SUBLETTING OR ASSIGNING THE CONTRACT

1. The contractor shall perform with its own organization contract work amounting to not less than 30 percent (or a greater percentage if specified elsewhere in the contract) of the total original contract price, excluding any specialty items designated by the State. Specialty items may be performed by subcontract and the amount of any such specialty items performed may be deducted from the total original contract price before computing the amount of work required to be performed by the contractors' own organization (23 CFR 635).

- a. "Its own organization" shall be construed to include only workers employed and paid directly by the prime contractor and equipment owned or rented by the prime contractor, with or without operators. Such term does not include employees or equipment of a subcontractor, assignee, or agent of the prime contractor.
- b. "Specialty Items" shall be construed to be limited to work that requires highly specialized knowledge, abilities, or equipment not ordinarily available in the type of contracting organizations qualified and expected to bid on the contract as a

whole and in general are to be limited to minor components of the overall contract.

2. The contract amount upon which the requirements set forth in paragraph 1 of Section VII is computed includes the cost of material and manufactured products which are to be purchased or produced by the contractor under the contract provisions.

3. The contractor shall furnish (a) a competent superintendent or supervisor who is employed by the firm, has full authority to direct performance of the work in accordance with the contract requirements, and is in charge of all construction operations (regardless of who performs the work) and (b) such other of its own organizational resources (supervision, management, and engineering services) as the SHA contracting officer determines is necessary to assure the performance of the contract.

4. No portion of the contract shall be sublet, assigned or otherwise disposed of except with the written consent of the SHA contracting officer, or authorized representative, and such consent when given shall not be construed to relieve the contractor of any responsibility for the fulfillment of the contract.

Written consent will be given only after the SHA has assured that each subcontract is evidenced in writing and that it contains all pertinent provisions and requirements of the prime contract.

VIII. SAFETY: ACCIDENT PREVENTION

1. In the performance of this contract the contractor shall comply with all applicable Federal, State, and local laws governing safety, health, and sanitation (23 CFR 635). The contractor shall provide all safeguards, safety devices and protective equipment and take any other needed actions as it determines, or as the SHA contracting officer may determine, to be reasonably necessary to protect the life and health of employees on the job and the safety of the public and to protect property in connection with the performance of the work covered by the contract.

2. It is a condition of this contract, and shall be made a condition of each subcontract, which the contractor enters into pursuant to this contract, that the contractor and any subcontractor shall not permit any employee, in performance of the contract, to work in surroundings or under conditions which are unsanitary, hazardous or dangerous to his/her health or safety, as determined under construction safety and health standards (29 CFR 1926) promulgated by the Secretary of Labor, in accordance with Section 107 of the Contract Work Hours and Safety Standards Act (40 U.S. C. 333).

3. Pursuant to 29 CFR 1926.3, it is a condition of this contract that the Secretary of Labor or authorized representative thereof, shall have right of entry to any site of contract performance to inspect or investigate the matter of compliance with the construction safety and health standards and to carry out the duties of the Secretary under Section 107 of the Contract Work Hours and Safety Standards Act (40 U.S.C. 333).

IX. FALSE STATEMENTS CONCERNING HIGHWAY PROJECTS

In order to assure high quality and durable construction in conformity with approved plans and specifications and a high degree of reliability on statements and representations made by engineers, contractors, suppliers, and workers on Federal-aid highway projects, it is essential that all persons concerned with the project perform their functions as carefully, thoroughly, and honestly as possible. Willful falsification,

distortion, or misrepresentation with respect to any facts related to the project is a violation of Federal law. To prevent any misunderstanding regarding the seriousness of these and similar acts, the following notice shall be posted on each Federal-aid highway project (23 CFR 635) in one or more places where it is readily available to all persons concerned with the project:

NOTICE TO ALL PERSONNEL ENGAGED ON FEDERAL-AID HIGHWAY PROJECTS

18 U.S.C. 1020 reads as follows:

“Whoever, being an officer, agent or employee of the United States, or of any State or Territory, or whoever, whether a person, association, firm, or corporation, knowingly makes any false statement, false representation, or false report as to the character, quality, quantity, or cost of the material used or to be used, or the quantity or quality of the work performed or to be performed, or the cost thereof in connection with the submission of plans, maps, specifications, contracts, or costs of construction on any highway or related project submitted for approval to the Secretary of Transportation; or

Whoever knowingly makes any false statement, false representation, false report or false claim with respect to the character, quality, quantity, or cost of any work performed or to be performed, or materials furnished or to be furnished, in connection with the construction of any highway or related project approved by the Secretary of Transportation; or

Whoever knowingly makes any false statement or false representation as to material fact in any statement, certificate, or report submitted pursuant to provisions of the Federal-aid Roads Act approved July 1, 1916, (39 Stat. 355), as amended and supplemented;

Shall be fined not more than \$10,000 or imprisoned not more than 5 years or both.”

X. IMPLEMENTATION OF CLEAN AIR ACT AND FEDERAL WATER POLLUTION CONTROL ACT

(Applicable to all Federal-aid construction contracts and to all related subcontracts of \$100,000 or more).

By submission of this bid or the execution of this contract, or subcontract, as appropriate, the bidder, Federal-aid construction contractor, or subcontractor, as appropriate, will be deemed to have stipulated as follows:

1. That any facility that is or will be utilized in the performance of this contract, unless such contract is exempt under the Clean Air Act, as amended (42 U.S.C. 1857 et seq., as amended by Pub.L. 91-604), and under the Federal Water Pollution Control Act, as amended (33 U.S.C. 1251 et seq., as amended by Pub.L. 92-500), Executive Order 11738, and regulations in implementation thereof (40 CFR 15) is not listed, on the date of contract award, on the U.S. Environmental Protection Agency (EPA) List of Violating Facilities pursuant to 40 CFR 15.20.

2. That the firm agrees to comply and remain in compliance with all the requirements of Section 114 of the Clean Air Act and Section 308 of the Federal Water Pollution Control Act and all regulations and guidelines listed thereunder.

3. That the firm shall promptly notify the SHA of the receipt of

any communication from the Director, Office of Federal Activities, EPA indicating that a facility that is or will be utilized for the contract is under consideration to be listed on the EPA List of Violating Facilities.

4. That the firm agrees to include or cause to be included the requirements of paragraph 1 through 4 of this Section X in every nonexempt subcontract, and further agrees to take such action as the government may direct as a means of enforcing such requirements.

XI. CERTIFICATION REGARDING DEBARMENT, SUSPENSION, INELIGIBILITY AND VOLUNTARY EXCLUSION

1. Instructions for Certification - Primary Covered Transactions:

(Applicable to all Federal-aid contracts - 49 CFR 29)

a. By signing and submitting this proposal, the prospective primary participant is providing the certification set out below.

b. The inability of a person to provide the certification set out below will not necessarily result in denial of participation in this covered transaction. The prospective participant shall submit an explanation of why it cannot provide the certification set out below. The certification or explanation will be considered in connection with the department or agency's determination whether to enter into this transaction. However, failure of the prospective primary participant to furnish a certification or an explanation shall disqualify such a person from participation in this transaction.

c. The certification in this clause is a material representation of fact upon which reliance was placed when the department or agency determined to enter into this transaction. If it is later determined that the prospective primary participant knowingly rendered an erroneous certification, in addition to other remedies available to the Federal Government, the department or agency may terminate this transaction for cause of default.

d. The prospective primary participant shall provide immediate written notice to the department or agency to whom this proposal is submitted if any time the prospective primary participant learns that its certification was erroneous when submitted or has become erroneous by reason of changed circumstances.

e. The terms “covered transaction,” “debarred,” “suspended,” “ineligible,” “lower tier covered transaction,” “participant,” “person,” “primary covered transaction,” “principal,” “proposal,” and “voluntarily excluded,” as used in this clause, have the meanings set out in the Definitions and Coverage sections of rules implementing Executive Order 12549. You may contact the department or agency to which this proposal is submitted for assistance in obtaining a copy of those regulations.

f. The prospective primary participant agrees by submitting this proposal that, should the proposed covered transaction be entered into, it shall not knowingly enter into any lower tier covered transaction with a person who is debarred, suspended, declared ineligible, or voluntarily excluded from participation in this covered transaction, unless authorized by the department or agency entering into this transaction.

g. The prospective primary participant further agrees by submitting this proposal that it will include the clause titled

"Certification Regarding Debarment, Suspension, Ineligibility and Voluntary Exclusion-Lower Tier Covered Transaction," provided by the department or agency entering into this covered transaction, without modification in all lower tier covered transactions and in all solicitations for lower tier covered transactions.

h. A participant in a covered transaction may rely upon a certification of a prospective participant in a lower tier covered transaction that is not debarred, suspended, ineligible, or voluntarily excluded from the covered transaction, unless it knows that the certification is erroneous. A participant may decide the method and frequency by which it determines the eligibility of its principals. Each participant may, but is not required to, check the nonprocurement portion of the "Lists of Parties Excluded from Federal Procurement or Nonprocurement Programs" (Nonprocurement List) which is compiled by the General Services Administration.

i. Nothing contained in the foregoing shall be construed to require establishment of a system of records in order to render in good faith the certification required by this clause. The knowledge and information of participant is not required to exceed that which is normally possessed by a prudent person in the ordinary course of business dealings.

j. Except for transactions authorized under paragraph f of these instructions, if a participant in a covered transaction knowingly enters into a lower tier covered transaction with a person who is suspended, debarred, ineligible, or voluntarily excluded from participation in this transaction, in addition to other remedies available to the Federal Government, the department or agency may terminate this transaction for cause or default.

Certification Regarding Debarment, Suspension, Ineligibility and Voluntary Exclusion-Primary Covered Transactions

1. The prospective primary participant certifies to the best of its knowledge and belief, that it and its principals:

- a. Are not presently debarred, suspended, proposed for debarment, declared ineligible, or voluntarily excluded from covered transactions by any Federal department or agency;
- b. Have not within a 3-year period preceding this proposal been convicted of or had a civil judgment rendered against them for commission of fraud or a criminal offense in connection with obtaining, attempting to obtain, or performing a public (Federal, State or local) transaction or contract under a public transaction; violation of Federal or State antitrust statutes or commission of embezzlement, theft, forgery, bribery, falsification or destruction of records, making false statements, or receiving stolen property;
- c. Are not presently indicted for or otherwise criminally or civilly charged by a governmental entity (Federal, State or local) with commission of any of the offenses enumerated in paragraph 1b of this certification; and
- d. Have not within a 3-year period preceding this application/proposal had one or more public transactions (Federal, State or local) terminated for cause or default.

2. Where the prospective primary participant is unable to certify to any of the statements in this certification, such prospective participant shall attach an explanation to this proposal.

2. Instructions for Certification - Lower Tier Covered Transactions:

(Applicable to all subcontracts, purchase orders and other lower tier transactions of \$25,000 or more - 49 CFR 29)

- a. By signing and submitting this proposal, the prospective lower tier is providing the certification set out below.
- b. The certification in this clause is a material representation of fact upon which reliance was placed when this transaction was entered into. If it is later determined that the prospective lower tier participant knowingly rendered an erroneous certification, in addition to other remedies available to the Federal Government, the department, or agency with which this transaction originated may pursue available remedies, including suspension and/or debarment.
- c. The prospective lower tier participant shall provide immediate written notice to the person to which this proposal is submitted if at any time the prospective lower tier participant learns that its certification was erroneous by reason of changed circumstances.
- d. The terms "covered transaction," "debarred," "suspended," "ineligible," "primary covered transaction," "participant," "person," "principal," "proposal," and "voluntarily excluded," as used in this clause, have the meanings set out in the Definitions and Coverage sections of rules implementing Executive Order 12549. You may contact the person to which this proposal is submitted for assistance in obtaining a copy of those regulations.
- e. The prospective lower tier participant agrees by submitting this proposal that, should the proposed covered transaction be entered into, it shall not knowingly enter into any lower tier covered transaction with a person who is debarred, suspended, declared ineligible, or voluntarily excluded from participation in this covered transaction, unless authorized by the department or agency with which this transaction originated.
- f. The prospective lower tier participant further agrees by submitting this proposal that it will include this clause titled "Certification Regarding Debarment, Suspension, Ineligibility and Voluntary Exclusion-Lower Tier Covered Transaction," without modification, in all lower tier covered transactions and in all solicitations for lower tier covered transactions.
- g. A participant in a covered transaction may rely upon a certification of a prospective participant in a lower tier covered transaction that is not debarred, suspended, ineligible, or voluntarily excluded from the covered transaction, unless it knows that the certification is erroneous. A participant may decide the method and frequency by which it determines the eligibility of its principals. Each participant may, but is not required to, check the Nonprocurement List.
- h. Nothing contained in the foregoing shall be construed to require establishment of a system of records in order to render in good faith the certification required by this clause. The knowledge and information of participant is not required to exceed that which is normally possessed by a prudent person in the ordinary course of business dealing.
- i. Except for transactions authorized under paragraph e of these instructions, if a participant in a covered transaction knowingly enters into a lower tier covered transaction with a person who is suspended, debarred, ineligible, or voluntarily

excluded from participation in this transaction, in addition to other remedies available to the Federal Government, the department or agency with which this transaction originated may pursue available remedies, including suspension and/or debarment.

Certification Regarding Debarment, Suspension, Ineligibility And Voluntary Exclusion-Lower Tier Covered Transactions:

1. The prospective lower tier participant certifies, by submission of this proposal, that neither it nor its principals is presently debarred, suspended, proposed for debarment, declared ineligible, or voluntarily excluded from participation in this transaction by any Federal department or agency.

2. Where the prospective lower tier participant is unable to certify to any of the statements in this certification, such prospective participant shall attach an explanation to this proposal.

XII. CERTIFICATION REGARDING USE OF CONTRACT FUNDS FOR LOBBYING

(Applicable to all Federal-aid construction contracts and to all related subcontracts which exceed \$100,000 - 49 CFR 20)

1. The prospective participant certifies, by signing and submitting this bid or proposal, to the best of his or her knowledge and belief, that:

a. No Federal appropriated funds have been paid or will be paid, by or on behalf of the undersigned, to any person for influencing or attempting to influence an officer or employee of any Federal agency, a Member of Congress, an officer or employee of Congress, or an employee of a Member of Congress in connection with the awarding of any Federal contract, the making of any Federal grant, the making of any Federal loan, the entering into of any cooperative agreement, and the extension, continuation, renewal, amendment, or modification of any Federal contract, grant, loan, or cooperative agreement.

b. If any funds other than Federal appropriated funds have been paid or will be paid to any person for influencing or attempting to influence an officer or employee of any Federal agency, a Member of Congress, an officer or employee of Congress, or an employee of a Member of Congress in connection with this Federal contract, grant, loan, or cooperative agreement, the undersigned shall complete and submit Standard Form-LLL, "Disclosure Form to Report Lobbying," in accordance with its instructions.

2. This certification is a material representation of fact upon which reliance was placed when this transaction was made or entered into. Submission of this certification is a prerequisite for making or entering into this transaction imposed by 31 U.S.C. 1352. Any person who fails to file the required certification shall be subject to a civil penalty of not less than \$10,000 and not more than \$100,000 for each such failure.

3. The prospective participant also agrees by submitting his or her bid or proposal that he or she shall require that the language of this certification be included in all lower tier subcontracts, which exceed \$100,000 and that all such recipients shall certify and disclose accordingly.

**MINIMUM WAGES FOR FEDERAL AND FEDERALLY
ASSISTED CONSTRUCTION CONTRACTS**

This project is funded, in part, with Federal-aid funds and, as such, is subject to the provisions of the Davis-Bacon Act of March 3, 1931, as amended (46 Sta. 1494, as amended, 40 U.S.C. 276a) and of other Federal statutes referred to in a 29 CFR Part 1, Appendix A, as well as such additional statutes as may from time to time be enacted containing provisions for the payment of wages determined to be prevailing by the Secretary of Labor in accordance with the Davis-Bacon Act and pursuant to the provisions of 29 CFR Part 1. The prevailing rates and fringe benefits shown in the General Wage Determination Decisions issued by the U.S. Department of Labor shall, in accordance with the provisions of the foregoing statutes, constitute the minimum wages payable on Federal and federally assisted construction projects to laborers and mechanics of the specified classes engaged on contract work of the character and in the localities described therein.

General Wage Determination Decisions, modifications and supersedes decisions thereto are to be used in accordance with the provisions of 29 CFR Parts 1 and 5. Accordingly, the applicable decision, together with any modifications issued, must be made a part of every contract for performance of the described work within the geographic area indicated as required by an applicable DBRA Federal prevailing wage law and 29 CFR Part 5. The wage rates and fringe benefits contained in the General Wage Determination Decision shall be the minimum paid by contractors and subcontractors to laborers and mechanics.

NOTICE

The most current **General Wage Determination Decisions** (wage rates) are available on the IDOT web site. They are located on the Letting and Bidding page at <http://www.dot.state.il.us/desenv/delett.html>.

In addition, ten (10) days prior to the letting, the applicable Federal wage rates will be e-mailed to subscribers. It is recommended that all contractors subscribe to the Federal Wage Rates List or the Contractor's Packet through IDOT's subscription service.

PLEASE NOTE: if you have already subscribed to the Contractor's Packet you will automatically receive the Federal Wage Rates.

The instructions for subscribing are at <http://www.dot.state.il.us/desenv/subsc.html>.

If you have any questions concerning the wage rates, please contact IDOT's Chief Contract Official at 217-782-7806.