TRAFFIC SIGNAL LEGEND

	PROPOSED	EXISTING
CONTROLLER CABINET		
SERVICE INSTALLATION		
SIGNAL HEAD		
SIGNAL HEAD WITH BACKPLATE		
SIGNAL HEAD, PEDESTRIAN		
SIGNAL POST		
MAST ARM ASSEMBLY AND POLE, STEEL		
MAST ARM ASSEMBLY AND POLE, ALUMINUM		
COMBINATION MAST ARM ASSEMBLY AND POLE, STEEL WITH LUMINAIRE		
UNIT DUCT	UD	
COMMON TRENCH	CT	
HANDHOLE		
HEAVY DUTY HANDHOLE	H	H
DOUBLE HANDHOLE		
G.S. CONDUIT IN TRENCH (T) OR PUSHED (P)		

	PROPOSED	EXISTING
PEDESTRIAN PUSHBUTTON DETECTOR		
DETECTOR LOOP		
CAST IRON JUNCTION BOX		"E"
EMERGENCY VEHICLE LIGHT DETECTOR		
CONFIRMATION BEACON		
SIGNAL HEAD OPTICALLY PROGRAMMED	"P"	"P"
CONDUIT SPLICE		
WOOD POLE		"E"
RACEWAY FOR MAGNETIC DETECTOR, TYPE I OR TYPE II		"E"
VEHICLE DETECTOR, NON COMPENSATED MAGNETIC TYPE		
RAILROAD CONTROL CABINET		"E"
TELEPHONE CONNECTION	T	
ILLUMINATED SIGN "NO LEFT TURN"		"E"
ILLUMINATED SIGN "NO RIGHT TURN"		"E"
UNINTERRUPTABLE POWER SUPPLY	UPS	UPS
DOME CAMERA (PAN/TILT/ZOOM)	PTZ	
VEHICLE DETECTION CAMERA		

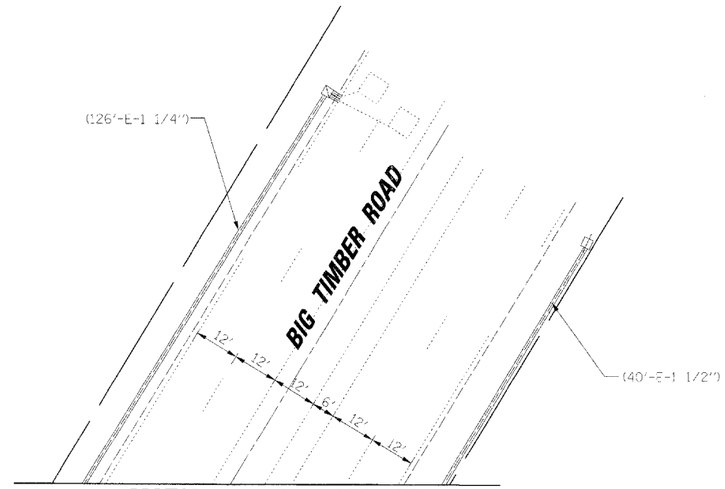

MATCH LINE STA. 202+58
(SEE SHEET NO. 33)

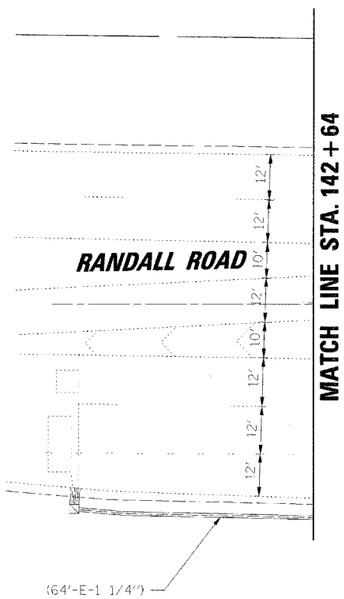

MATCH LINE STA. 142+64
(SEE SHEET NO. 33)

MATCH LINE STA. 206+91
(SEE SHEET NO. 33)

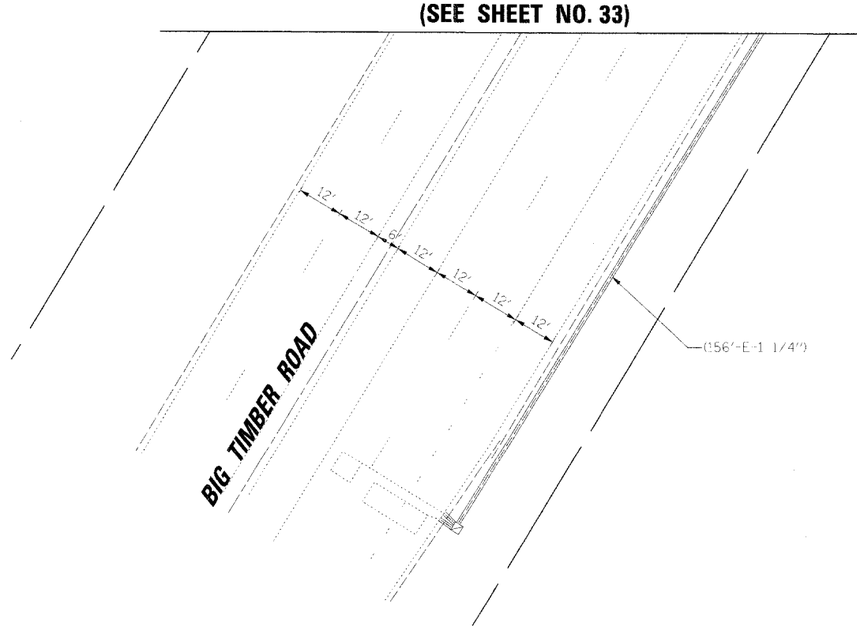

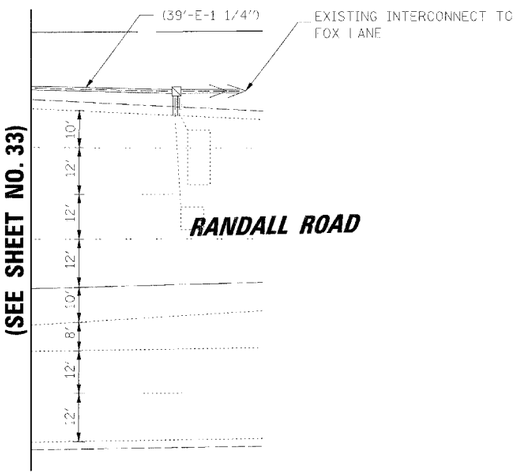

MATCH LINE STA. 136+79
(SEE SHEET NO. 33)

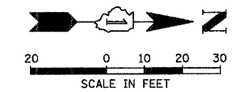

NOTE:
THE TRAFFIC SIGNAL CONTROLLER EQUIPMENT FOR THIS PROJECT SHALL BE "EAGLE" TO MATCH THE EXISTING ADJACENT SYSTEM.

RESTORATION OF WORK AREA. RESTORATION OF THE TRAFFIC SIGNAL WORK AREA SHALL BE INCIDENTAL TO THE RELATED PAY ITEM SUCH AS FOUNDATION, CONDUIT, HANDHOLE, TRENCH AND BACKFILL, ETC., AND NO EXTRA COMPENSATION SHALL BE ALLOWED. ALL ROADWAY SURFACES SUCH AS SHOULDERS, MEDIANS, SIDEWALKS, PAVEMENT, ETC. SHALL BE REPLACED IN KIND. ALL DAMAGE TO MOWED LAWNS SHALL BE REPLACED WITH AN APPROVED SOD, AND ALL DAMAGE TO UNMOWED FIELDS SHALL BE SEEDED IN ACCORDANCE WITH STANDARD SPECIFICATIONS 252 AND 250 RESPECTIVELY.

CHRISTOPHER B. BURKE ENGINEERING LTD.
9575 West Higgins Road, Suite 600
Rosemont, Illinois 60018
(847) 823-0500

PLAN — NOTE BOOK NO. ___ — SURVEYED ___ PLOTTED ___ ALIGNMENT CHECKED ___ RT. OF WAY CHECKED ___ CADD FILE NAME ___ — BY — DATE

PROFILE — NOTE BOOK NO. ___ — SURVEYED ___ PLOTTED ___ GRADES CHECKED ___ B.M. NOTED ___ SIGNATURE NOTATIONS CHKD ___ — BY — DATE

FILE NAME = N:\kanecounty\070616\Traffic\M002_BigTimber.dgn	USER NAME = MWILLIAM	DESIGNED -	REVISED -
		DRAWN -	REVISED -
	PLOT SCALE = 20'	CHECKED -	REVISED -
	PLOT DATE = 1/28/2008	DATE -	REVISED -

STATE OF ILLINOIS
DEPARTMENT OF TRANSPORTATION

TRAFFIC SIGNAL MODIFICATION PLAN

RANDALL ROAD AT BIG TIMBER ROAD

SCALE:

F.A.P. RTE.	SECTION	COUNTY	TOTAL SHEETS	SHEET NO.
336	06-00346-00-TL	KANE	69	34
		CONTRACT NO. 63011		
FED. ROAD DIST. NO.	ILLINOIS	FED. AID PROJECT		