F.A.I. RTE.	SECTION	COUNTY	TOTAL SHEETS	SHEET NO.
59	*	WILL	608	406
STA.	TO STA.			
FED. ROAD DIST. NO. 1	ILLINOIS	FED. AID PROJECT		

* (26, 26HB-1 & 114) R-2
CONTRACT NO. 60363

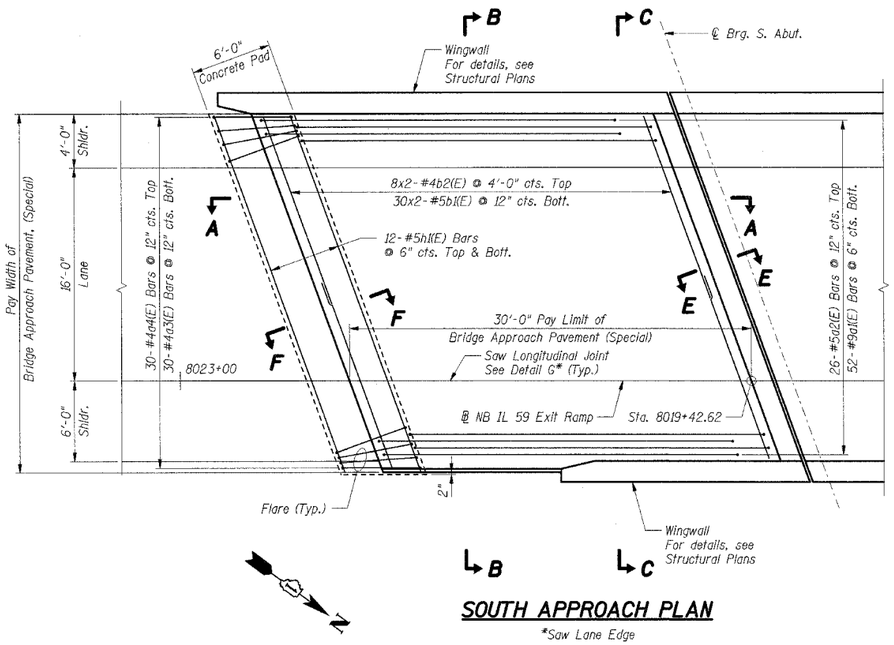

SOUTH APPROACH PLAN

*Saw Lane Edge

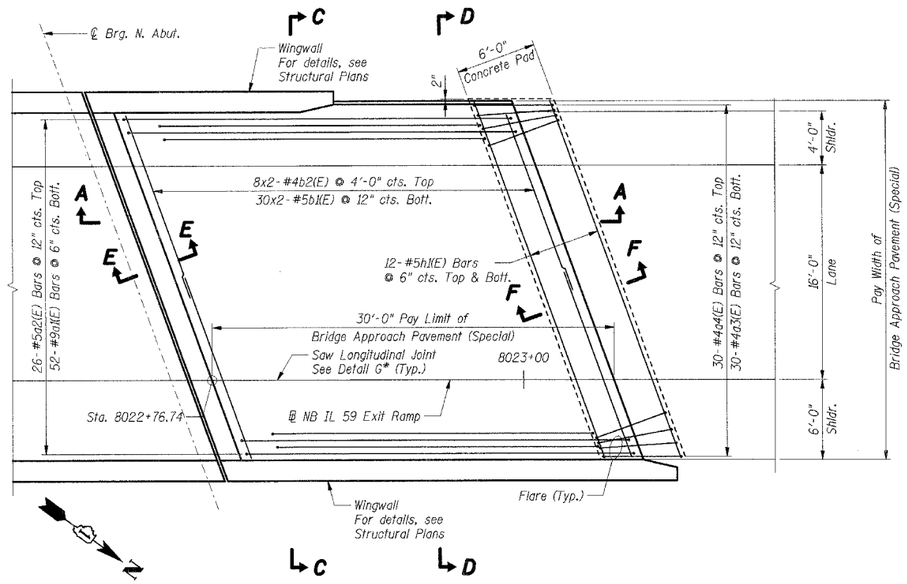

NORTH APPROACH PLAN

*Saw Lane Edge

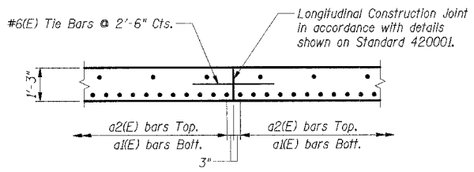

OPTIONAL LONGITUDINAL CONSTRUCTION JOINT

As approved by the Engineer, the Contractor may elect to reduce the widths of pour by use of the Optional Longitudinal Construction Joint shown. Joints shall be located at the edge of a traffic lane.

BILL OF MATERIAL

Item	Unit	Total
Bridge Approach Pavement (Special)	Sq Yd	176
Bridge Deck Grooving	Sq Yd	160
Protective Coat	Sq Yd	222

LAP LENGTHS	
Bar Size	Min. Lap
#4	1'-4"
#5	1'-8"

Notes:
1. For Sections A-A thru F-F see Sheet 407.
2. Reinforcement bars designated (E) shall be epoxy coated.
3. Bars indicated thus 30 x 2-#5 etc. indicates 30 lines of bars with 2 lengths per line.
4. Application of protective coat shall include pavement surface and the inside face and top of parapets and curbs.

APS-1

REVISIONS	
NAME	DATE

ILLINOIS DEPARTMENT OF TRANSPORTATION
FAI 55 AT FAP 338 ILLINOIS ROUTE 59
SECTION: (26, 26HB-1 & 114) R-2

NB IL 59 EXIT RAMP BRIDGE BRIDGE APPROACH PAVEMENT PLANS

DRAWN BY: TMH
DATE: 03/14/08
CHECKED BY:

TENG
TENG & ASSOCIATES, INC.
ENGINEERS/ARCHITECTS/PLANNERS
303 N MICHIGAN AVE. CHICAGO, IL 60601
TELEPHONE: 312-616-5000

..\APS00VMH.DGN, ..\TTBOORH.DGN, ..\APS00VMH.DGN, ..\APS00VMH.DGN, ..\APS00VMH.DGN
3-13-2008, 12:17:17 T:\DOCUMENT\1932790\STRUCT\DGN\APS00VMF.DGN
BONDHUJO