





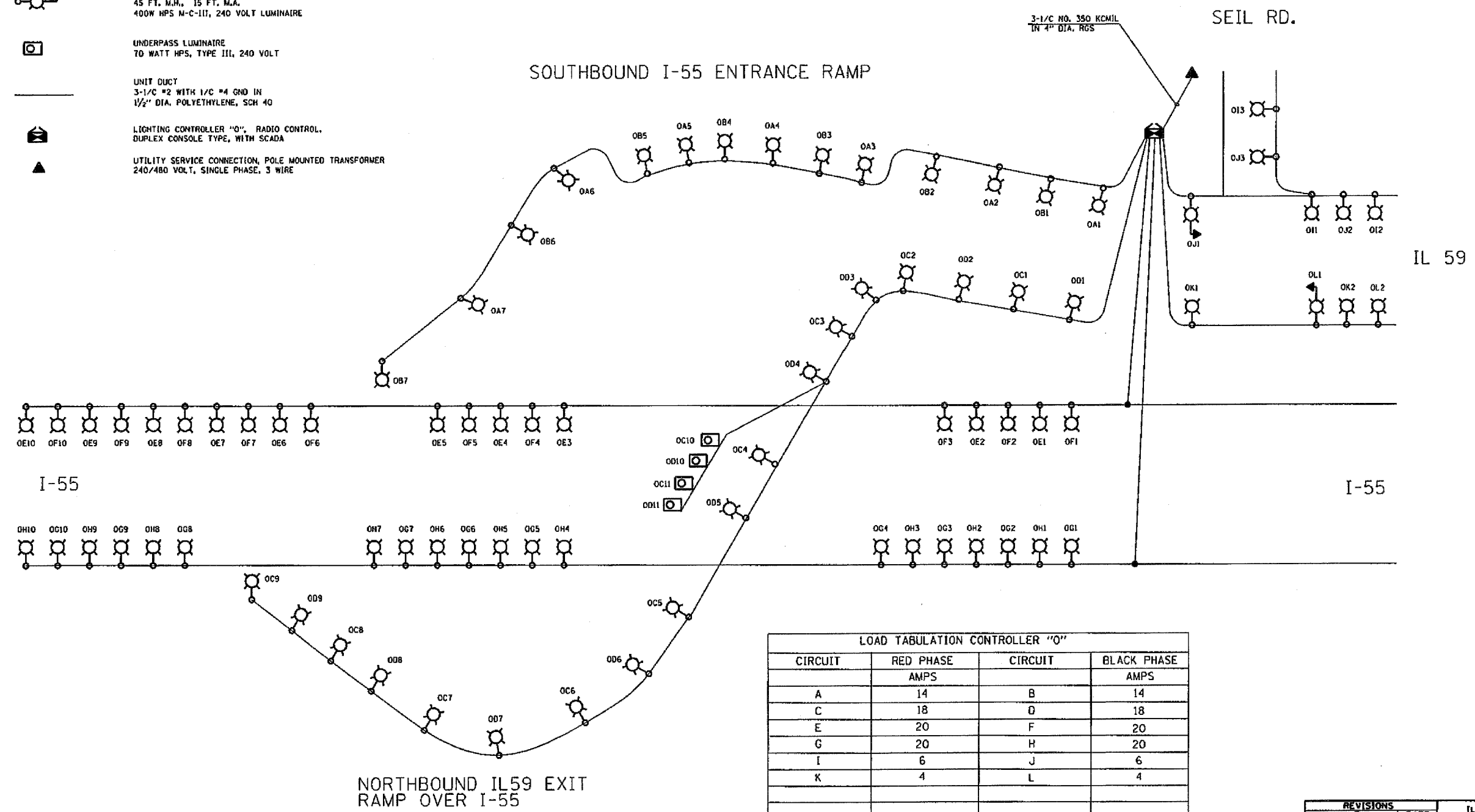


F.A. RTE.	SECTION	COUNTY	TOTAL SHEETS	SHEET NO.
		WILL	608	328
STA.		TO STA.		
FED. ROAD DIST. NO.		ILLINOIS FED. AID PROJECT		
-26HB-1BR & 114R-1		CONTRACT 60363		

ELECTRICAL SYMBOLS FOR PROPOSED LIGHTING

-  LIGHTING UNIT:
47.5 FT. MOUNTING HEIGHT
400W HPS, M-C-III, 240 VOLT LUMINAIRE
-  COMBINATION LIGHTING UNIT:
45 FT. M.H., 15 FT. M.A.
400W HPS M-C-III, 240 VOLT LUMINAIRE
-  UNDERPASS LUMINAIRE
70 WATT HPS, TYPE III, 240 VOLT
-  UNIT DUCT
3-1/8" #2 WITH 1/8" #4 GND IN
1/2" DIA. POLYETHYLENE, SCH 40
-  LIGHTING CONTROLLER "O", RADIO CONTROL,
DUPLEX CONSOLE TYPE, WITH SCADA
-  UTILITY SERVICE CONNECTION, POLE MOUNTED TRANSFORMER
240/480 VOLT, SINGLE PHASE, 3 WIRE



LOAD TABULATION CONTROLLER "O"

CIRCUIT	RED PHASE	CIRCUIT	BLACK PHASE
	AMPS		AMPS
A	14	B	14
C	18	D	18
E	20	F	20
G	20	H	20
I	6	J	6
K	4	L	4
TOTAL LOAD		82	

REVISIONS		ILLINOIS DEPARTMENT OF TRANSPORTATION
NAME	DATE	
		<p>ONE LINE WIRING DIAGRAM IDOT</p> <p>SCALE: VERT. _____ HORIZ. _____ DATE _____</p> <p>DRAWN BY TG CHECKED BY MJ</p>

PLOT DATE: 2/11/2008
 FILE NAME: c:\pwworkspace\112537\112537.dwg
 PLOT SCALE: 1/8" = 1'-0"
 REFERENCE: 112537