STATE OF ILLINOIS
DEPARTMENT OF TRANSPORTATION

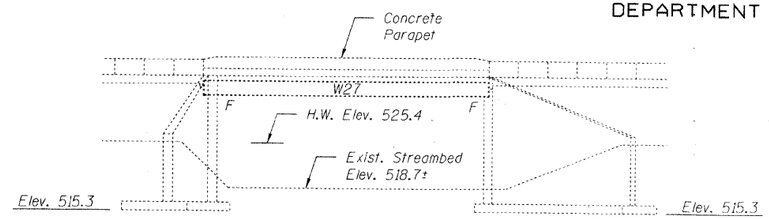

ELEVATION

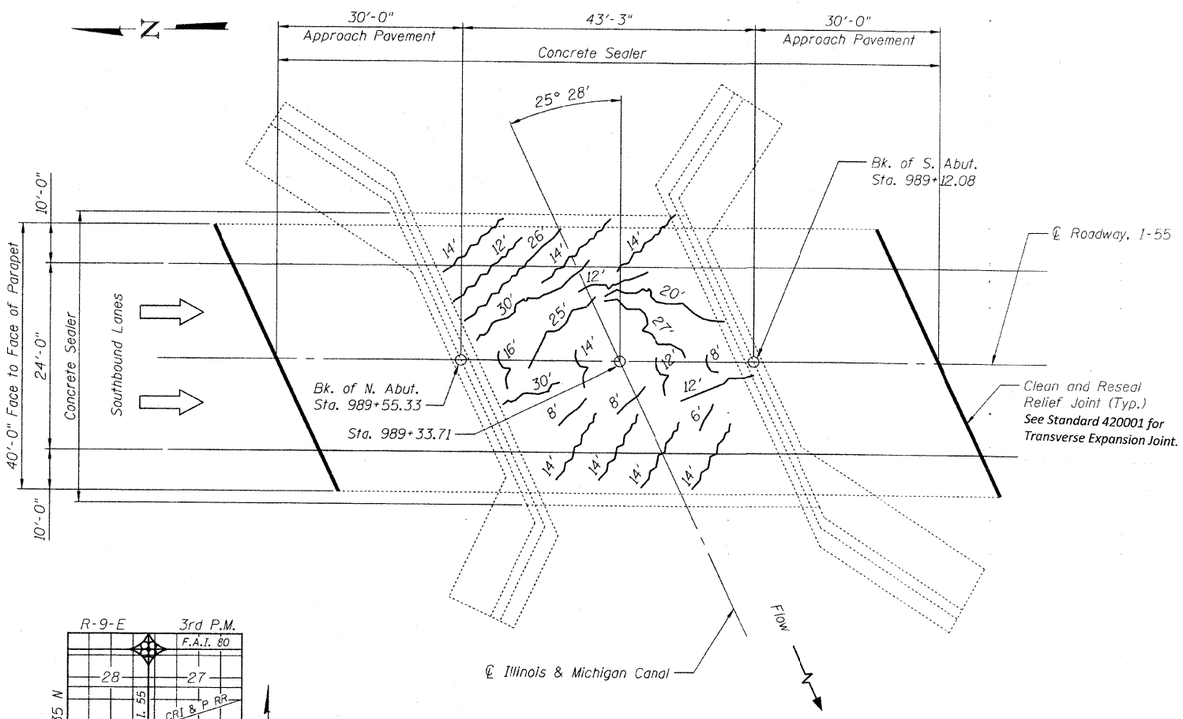

PLAN

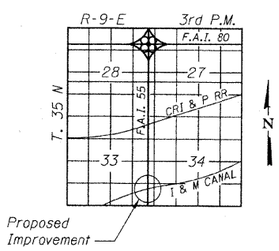

LOCATION SKETCH

NOTE

The limits and locations of the repairs shown are taken from the most recent survey performed by the district in October, 2009.

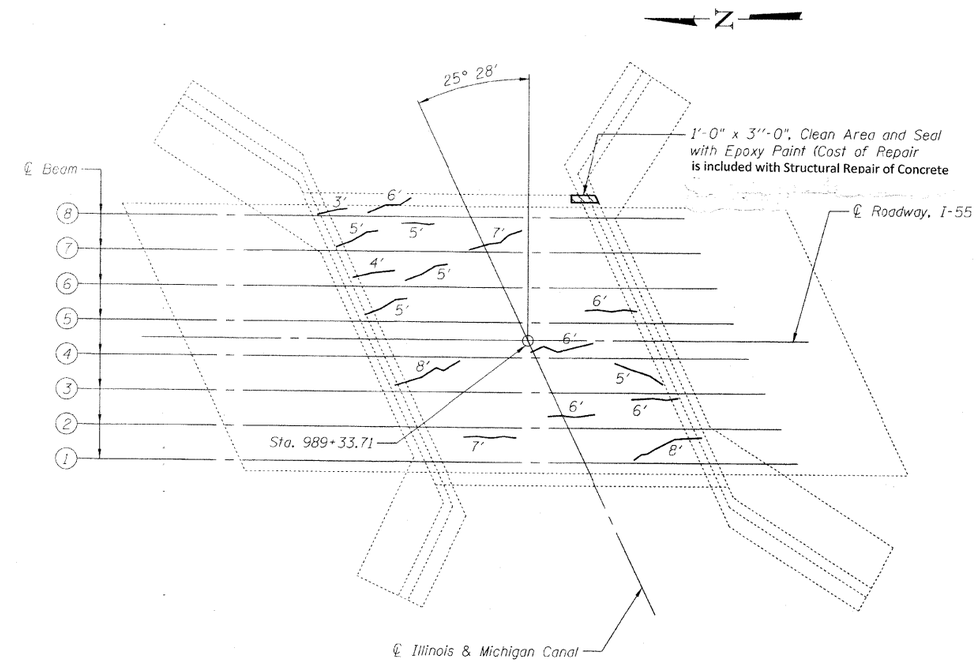

BOTTOM OF DECK PLAN

TOTAL BILL OF MATERIAL

	Item	Unit	Total
*	Concrete Sealer	Sq. Ft.	2033
	Epoxy Crack Injection	Foot	456
	Structural Repair of Concrete (Depth equal to or less than 5 in.)	Sq. Ft.	3.0
	Clean and Reseal Relief Joint	Foot	92.7

* To be applied to Deck Surface, Parapet Face and Parapet Top

GENERAL NOTES

Plan dimensions and details relative to existing plans are subject to nominal construction variations. The Contractor shall field verify existing dimensions and details affecting new construction and make necessary approved adjustments prior to construction or ordering of materials. Such variations shall not be cause for additional compensation for a change in scope of the work, however, the Contractor will be paid for the quantity actually furnished at the unit price bid for the work.

INDEX OF SHEETS

1. General Plan and Elevation
2. Construction Staging
3. Substructure Repair & Joint Detail

GENERAL PLAN AND ELEVATION
I-55 SOUTHBOUND OVER
ILLINOIS & MICHIGAN CANAL
SEC. 86(VB-I-R,B-R-I,B-I-BR)
WILL COUNTY
STATION 989+33.71
STRUCTURE NO. 099-0010

DESIGNED	TPP
CHECKED	RJL
DRAWN	JS/SCS
CHECKED	TPP

ROBERT J. LOEWA 81-3892 REGISTERED STRUCTURAL ENGINEER OF ILLINOIS
1/27/2010

ABNA
9901 S. Western Ave.
Chicago, IL 60643
Ph. 773-881-4788
F: 773.239.3728
DESIGN FIRM REG. 184.002117

SHEET NO. 1	F.A.I. RTE.	SECTION	COUNTY	TOTAL SHEETS	SHEET NO.
	55	99 (1 & 2) RS-12	WILL	110	69
3 SHEETS			CONTRACT NO. 60K04		
	FED. ROAD DIST. NO. _	ILLINOIS	FED. AID PROJECT		

J:\2009\246 IDOT PTB 153 Item 21\Cadd\Design\099-0010\009-0010-01bridge deck repair plan.dgn 8:03:11 AM 1/27/2010