

125

Letting November 7, 2025

Notice to Bidders, Specifications and Proposal



**Illinois Department
of Transportation**

**Contract No. 87889
DEKALB County
Section 21-00048-00-BR (Sandwich)
Route MS 899 (Pratt Road)
Project FK1D-575 ()
District 3 Construction Funds**

Prepared by

F

Checked by

(Printed by authority of the State of Illinois)



NOTICE TO BIDDERS

- 1. TIME AND PLACE OF OPENING BIDS.** Electronic bids are to be submitted to the electronic bidding system (iCX-Integrated Contractors Exchange). All bids must be submitted to the iCX system prior to 12:00 p.m. November 7, 2025 at which time the bids will be publicly opened from the iCX SecureVault.
- 2. DESCRIPTION OF WORK.** The proposed improvement is identified and advertised for bids in the Invitation for Bids as:

**Contract No. 87889
DEKALB County
Section 21-00048-00-BR (Sandwich)
Project FK1D-575 ()
Route MS 899 (Pratt Road)
District 3 Construction Funds**

Construct a three-span PPC deck beam bridge to carry Pratt Road over Somonauk Creek in Sandwich.

- 3. INSTRUCTIONS TO BIDDERS.** (a) This Notice, the invitation for bids, proposal and letter of award shall, together with all other documents in accordance with Article 101.09 of the Standard Specifications for Road and Bridge Construction, become part of the contract. Bidders are cautioned to read and examine carefully all documents, to make all required inspections, and to inquire or seek explanation of the same prior to submission of a bid.

(b) State law, and, if the work is to be paid wholly or in part with Federal-aid funds, Federal law requires the bidder to make various certifications as a part of the proposal and contract. By execution and submission of the proposal, the bidder makes the certification contained therein. A false or fraudulent certification shall, in addition to all other remedies provided by law, be a breach of contract and may result in termination of the contract.
- 4. AWARD CRITERIA AND REJECTION OF BIDS.** This contract will be awarded to the lowest responsive and responsible bidder considering conformity with the terms and conditions established by the Department in the rules, Invitation for Bids and contract documents. The issuance of plans and proposal forms for bidding based upon a prequalification rating shall not be the sole determinant of responsibility. The Department reserves the right to determine responsibility at the time of award, to reject any or all proposals, to re-advertise the proposed improvement, and to waive technicalities.

By Order of the
Illinois Department of Transportation

Gia Biagi,
Secretary

CONTRACT 87889

INDEX
FOR
SUPPLEMENTAL SPECIFICATIONS
AND RECURRING SPECIAL PROVISIONS

Adopted January 1, 2025

This index contains a listing of SUPPLEMENTAL SPECIFICATIONS, frequently used RECURRING SPECIAL PROVISIONS, and LOCAL ROADS AND STREETS RECURRING SPECIAL PROVISIONS.

ERRATA Standard Specifications for Road and Bridge Construction (Adopted 1-1-22) (Revised 1-1-25)

SUPPLEMENTAL SPECIFICATIONS

| <u>Std. Spec. Sec.</u> | <u>Page No.</u> |
|---|-----------------|
| 202 Earth and Rock Excavation | 1 |
| 204 Borrow and Furnished Excavation..... | 2 |
| 207 Porous Granular Embankment | 3 |
| 211 Topsoil and Compost | 4 |
| 406 Hot-Mix Asphalt Binder and Surface Course | 5 |
| 407 Hot-Mix Asphalt Pavement (Full-Depth) | 7 |
| 420 Portland Cement Concrete Pavement | 8 |
| 502 Excavation for Structures | 9 |
| 509 Metal Railings | 10 |
| 540 Box Culverts | 11 |
| 542 Pipe Culverts | 31 |
| 550 Storm Sewers | 40 |
| 586 Granular Backfill for Structures | 47 |
| 630 Steel Plate Beam Guardrail | 48 |
| 632 Guardrail and Cable Road Guard Removal | 49 |
| 644 High Tension Cable Median Barrier | 50 |
| 665 Woven Wire Fence | 51 |
| 701 Work Zone Traffic Control and Protection | 52 |
| 781 Raised Reflective Pavement Markers | 54 |
| 782 Reflectors | 55 |
| 801 Electrical Requirements | 57 |
| 821 Roadway Luminaires | 60 |
| 1003 Fine Aggregates | 61 |
| 1004 Coarse Aggregates | 62 |
| 1010 Finely Divided Minerals | 63 |
| 1020 Portland Cement Concrete | 64 |
| 1030 Hot-Mix Asphalt | 67 |
| 1040 Drain Pipe, Tile, and Wall Drain | 68 |
| 1061 Waterproofing Membrane System | 69 |
| 1067 Luminaire | 70 |
| 1097 Reflectors | 77 |
| 1102 Hot-Mix Asphalt Equipment | 78 |

RECURRING SPECIAL PROVISIONS

The following RECURRING SPECIAL PROVISIONS indicated by an "X" are applicable to this contract and are included by reference:

| <u>CHECK SHEET #</u> | | <u>PAGE NO.</u> |
|----------------------|--|-----------------|
| 1 | <input checked="" type="checkbox"/> Additional State Requirements for Federal-Aid Construction Contracts | 79 |
| 2 | <input checked="" type="checkbox"/> Subletting of Contracts (Federal-Aid Contracts) | 82 |
| 3 | <input checked="" type="checkbox"/> EEO | 83 |
| 4 | <input type="checkbox"/> Specific EEO Responsibilities Non Federal-Aid Contracts | 93 |
| 5 | <input type="checkbox"/> Required Provisions - State Contracts | 98 |
| 6 | <input checked="" type="checkbox"/> Asbestos Bearing Pad Removal | 104 |
| 7 | <input type="checkbox"/> Asbestos Waterproofing Membrane and Asbestos HMA Surface Removal | 105 |
| 8 | <input checked="" type="checkbox"/> Temporary Stream Crossings and In-Stream Work Pads | 106 |
| 9 | <input checked="" type="checkbox"/> Construction Layout Stakes | 107 |
| 10 | <input type="checkbox"/> Use of Geotextile Fabric for Railroad Crossing | 110 |
| 11 | <input type="checkbox"/> Subsealing of Concrete Pavements | 112 |
| 12 | <input type="checkbox"/> Hot-Mix Asphalt Surface Correction | 116 |
| 13 | <input type="checkbox"/> Pavement and Shoulder Resurfacing | 118 |
| 14 | <input type="checkbox"/> Patching with Hot-Mix Asphalt Overlay Removal | 119 |
| 15 | <input type="checkbox"/> Polymer Concrete | 121 |
| 16 | Reserved | 123 |
| 17 | <input type="checkbox"/> Bicycle Racks | 124 |
| 18 | <input type="checkbox"/> Temporary Portable Bridge Traffic Signals | 126 |
| 19 | <input type="checkbox"/> Nighttime Inspection of Roadway Lighting | 128 |
| 20 | <input type="checkbox"/> English Substitution of Metric Bolts | 129 |
| 21 | <input type="checkbox"/> Calcium Chloride Accelerator for Portland Cement Concrete | 130 |
| 22 | <input type="checkbox"/> Quality Control of Concrete Mixtures at the Plant | 131 |
| 23 | <input checked="" type="checkbox"/> Quality Control/Quality Assurance of Concrete Mixtures | 139 |
| 24 | Reserved | 155 |
| 25 | Reserved | 156 |
| 26 | <input type="checkbox"/> Temporary Raised Pavement Markers | 157 |
| 27 | <input type="checkbox"/> Restoring Bridge Approach Pavements Using High-Density Foam | 158 |
| 28 | <input type="checkbox"/> Portland Cement Concrete Inlay or Overlay | 161 |
| 29 | <input type="checkbox"/> Portland Cement Concrete Partial Depth Hot-Mix Asphalt Patching | 165 |
| 30 | <input type="checkbox"/> Longitudinal Joint and Crack Patching | 168 |
| 31 | <input type="checkbox"/> Concrete Mix Design – Department Provided | 170 |
| 32 | <input type="checkbox"/> Station Numbers in Pavements or Overlays | 171 |

LOCAL ROADS AND STREETS RECURRING SPECIAL PROVISIONS

Table of Contents

| <u>CHECK SHEET #</u> | | <u>PAGE NO.</u> |
|----------------------|---|-----------------|
| LRS 1 | Reserved | 173 |
| LRS 2 | <input type="checkbox"/> Furnished Excavation | 174 |
| LRS 3 | <input checked="" type="checkbox"/> Work Zone Traffic Control Surveillance | 175 |
| LRS 4 | <input type="checkbox"/> Flaggers in Work Zones | 176 |
| LRS 5 | <input type="checkbox"/> Contract Claims | 177 |
| LRS 6 | <input type="checkbox"/> Bidding Requirements and Conditions for Contract Proposals | 178 |
| LRS 7 | <input type="checkbox"/> Bidding Requirements and Conditions for Material Proposals | 184 |
| LRS 8 | Reserved | 190 |
| LRS 9 | <input type="checkbox"/> Bituminous Surface Treatments | 191 |
| LRS 10 | Reserved | 195 |
| LRS 11 | <input type="checkbox"/> Employment Practices | 196 |
| LRS 12 | <input type="checkbox"/> Wages of Employees on Public Works | 198 |
| LRS 13 | <input type="checkbox"/> Selection of Labor | 200 |
| LRS 14 | <input type="checkbox"/> Paving Brick and Concrete Paver Pavements and Sidewalks | 201 |
| LRS 15 | <input type="checkbox"/> Partial Payments | 204 |
| LRS 16 | <input type="checkbox"/> Protests on Local Lettings | 205 |
| LRS 17 | <input type="checkbox"/> Substance Abuse Prevention Program | 206 |
| LRS 18 | <input type="checkbox"/> Multigrade Cold Mix Asphalt | 207 |
| LRS 19 | <input type="checkbox"/> Reflective Crack Control Treatment | 208 |

SPECIAL PROVISIONS INDEX

| ITEM | PAGE # |
|---|--------|
| DESCRIPTION OF WORK..... | 1 |
| PROJECT LOCATION..... | 1 |
| COMPLETION DATE PLUS WORKING DAYS..... | 1 |
| PUBLIC SAFETY AND CONVENIENCE..... | 1 |
| LOCAL EMERGENCY SERVICES | 2 |
| SCHOOL TRANSPORTATION SERVICES | 2 |
| POSTAL SERVICES..... | 2 |
| JOINT UTILITY LOCATING INFORMATION FOR EXCAVATORS | 2 |
| PRECAUTION FOR UTILITIES | 2 |
| COFFERDAMS, DEWATERING, AND DIVERSION OF WATER..... | 2 |
| BRIDGE SHOP DRAWINGS..... | 2 |
| BORROW AREAS, USE AREAS, AND/OR WASTE AREAS | 3 |
| BORING DATA | 3 |
| TRAFFIC CONTROL PLAN | 3 |
| WORK ZONE CONTROL | 4 |
| DETOUR SIGNING..... | 5 |
| STATUS OF UTILITIES TO BE ADJUSTED | 5 |
| EARTH EXCAVATION..... | 5 |
| BORROW AND FURNISHED EXCAVATION..... | 6 |
| STONE RIPRAP, CLASS A4 | 6 |
| REMOVAL OF EXISTING STRUCTURES..... | 7 |
| PRECAST PRESTRESSED CONCRETE DECK BEAMS (21" DEPTH) | 7 |
| NAME PLATES..... | 8 |
| WASHOUT BASIN..... | 9 |
| TEMPORARY ACCESSES | 10 |
| TEMPORARY INFORMATION SIGNING..... | 11 |
| LR 107-4 SPECIAL PROVISION FOR INSURANCE | 12 |
| LR 1030-2 LOCAL QCQA | 13 |
| DEPARTMENT OF THE ARMY CORPS OF ENGINEERS PERMIT..... | 15 |
| STRUCTURE GEOTECHNICAL REPORT | 33 |

BDE SPECIAL PROVISIONS

The following special provisions indicated by an "X" are applicable to this contract. An * indicates a new or revised special provision for the letting.

| <u>File Name</u> | <u>Pg.</u> | | <u>Special Provision Title</u> | <u>Effective</u> | <u>Revised</u> |
|------------------|------------|-------------------------------------|---|------------------|----------------|
| 80099 | | <input type="checkbox"/> | Accessible Pedestrian Signals (APS) | April 1, 2003 | Jan. 1, 2022 |
| 80274 | 51 | <input checked="" type="checkbox"/> | Aggregate Subgrade Improvement | April 1, 2012 | April 1, 2022 |
| 80192 | | <input type="checkbox"/> | Automated Flagger Assistance Device | Jan. 1, 2008 | April 1, 2023 |
| 80173 | | <input type="checkbox"/> | Bituminous Materials Cost Adjustments | Nov. 2, 2006 | Aug. 1, 2017 |
| 80426 | | <input type="checkbox"/> | Bituminous Surface Treatment with Fog Seal | Jan. 1, 2020 | Jan. 1, 2022 |
| 80241 | | <input type="checkbox"/> | Bridge Demolition Debris | July 1, 2009 | |
| 50531 | | <input type="checkbox"/> | Building Removal | Sept. 1, 1990 | Aug. 1, 2022 |
| 50261 | | <input type="checkbox"/> | Building Removal with Asbestos Abatement | Sept. 1, 1990 | Aug. 1, 2022 |
| 80460 | 54 | <input checked="" type="checkbox"/> | Cement, Finely Divided Minerals, Admixtures, Concrete, and Mortar | Jan. 1, 2025 | |
| 80384 | 65 | <input checked="" type="checkbox"/> | Compensable Delay Costs | June 2, 2017 | April 1, 2019 |
| 80198 | | <input type="checkbox"/> | Completion Date (via calendar days) | April 1, 2008 | |
| 80199 | | <input type="checkbox"/> | Completion Date (via calendar days) Plus Working Days | April 1, 2008 | |
| 80461 | | <input type="checkbox"/> | Concrete Barrier | Jan. 1, 2025 | |
| 80453 | | <input type="checkbox"/> | Concrete Sealer | Nov. 1, 2023 | |
| 80261 | | <input type="checkbox"/> | Construction Air Quality – Diesel Retrofit | June 1, 2010 | Jan. 1, 2025 |
| 80029 | 69 | <input checked="" type="checkbox"/> | Disadvantaged Business Enterprise Participation | Sept. 1, 2000 | Jan. 2, 2025 |
| 80467 | 72 | <input checked="" type="checkbox"/> | Erosion Control Blanket | Aug. 1, 2025 | |
| 80229 | | <input type="checkbox"/> | Fuel Cost Adjustment | April 1, 2009 | Aug. 1, 2017 |
| 80452 | | <input type="checkbox"/> | Full Lane Sealant Waterproofing System | Nov. 1, 2023 | |
| 80447 | | <input type="checkbox"/> | Grading and Shaping Ditches | Jan 1, 2023 | |
| 80433 | | <input type="checkbox"/> | Green Preformed Thermoplastic Pavement Markings | Jan. 1, 2021 | Jan. 1, 2022 |
| * 80471 | 75 | <input checked="" type="checkbox"/> | Guardrail | Nov. 1, 2025 | |
| * 80472 | | <input type="checkbox"/> | High Friction Surface Treatment | Nov. 1, 2025 | |
| 80456 | 76 | <input checked="" type="checkbox"/> | Hot-Mix Asphalt | Jan. 1, 2024 | Jan. 1, 2025 |
| 80446 | | <input type="checkbox"/> | Hot-Mix Asphalt – Longitudinal Joint Sealant | Nov. 1, 2022 | Aug. 1, 2023 |
| 80438 | | <input type="checkbox"/> | Illinois Works Apprenticeship Initiative – State Funded Contracts | June 2, 2021 | April 2, 2024 |
| 80450 | | <input type="checkbox"/> | Mechanically Stabilized Earth Retaining Walls | Aug. 1, 2023 | Aug. 1, 2025 |
| * 80464 | 78 | <input checked="" type="checkbox"/> | Pavement Marking | April 1, 2025 | Nov. 1, 2025 |
| 80468 | | <input type="checkbox"/> | Pavement Patching | Aug. 1, 2025 | |
| 80441 | 79 | <input checked="" type="checkbox"/> | Performance Graded Asphalt Binder | Jan 1, 2023 | |
| 80459 | | <input type="checkbox"/> | Preformed Plastic Pavement Marking | June 2, 2024 | |
| 34261 | | <input type="checkbox"/> | Railroad Protective Liability Insurance | Dec. 1, 1986 | Jan. 1, 2022 |
| * 80473 | | <input type="checkbox"/> | Raised Reflective Pavement Markers | Nov. 1, 2025 | |
| 80455 | 84 | <input checked="" type="checkbox"/> | Removal and Disposal of Regulated Substances | Jan. 1, 2024 | April 1, 2024 |
| * 80474 | | <input type="checkbox"/> | Residential Driveway Temporary Signal | Nov. 1, 2025 | |
| 80445 | 86 | <input checked="" type="checkbox"/> | Seeding | Nov. 1, 2022 | |
| 80457 | | <input type="checkbox"/> | Short Term and Temporary Pavement Markings | April 1, 2024 | April 2, 2024 |
| 80462 | | <input type="checkbox"/> | Sign Panels and Appurtenances | Jan. 1, 2025 | April 1, 2025 |
| 80469 | | <input type="checkbox"/> | Slope Wall | Aug. 1, 2025 | |
| 80448 | 92 | <input checked="" type="checkbox"/> | Source of Supply and Quality Requirements | Jan. 2, 2023 | |
| 80340 | | <input type="checkbox"/> | Speed Display Trailer | April 2, 2014 | Jan. 1, 2022 |
| * 80127 | | <input type="checkbox"/> | Steel Cost Adjustment | April 2, 2004 | Nov. 1, 2025 |
| 80397 | 93 | <input checked="" type="checkbox"/> | Subcontractor and DBE Payment Reporting | April 2, 2018 | |
| 80391 | 94 | <input checked="" type="checkbox"/> | Subcontractor Mobilization Payments | Nov. 2, 2017 | April 1, 2019 |
| 80463 | 95 | <input checked="" type="checkbox"/> | Submission of Bidders List Information | Jan. 2, 2025 | Mar. 2, 2025 |
| 80437 | 96 | <input checked="" type="checkbox"/> | Submission of Payroll Records | April 1, 2021 | Nov. 2, 2023 |
| 80435 | | <input type="checkbox"/> | Surface Testing of Pavements – IRI | Jan. 1, 2021 | Jan. 1, 2023 |
| 80465 | 98 | <input checked="" type="checkbox"/> | Surveying Services | April 1, 2025 | |
| 80466 | | <input type="checkbox"/> | Temporary Rumble Strips | April 1, 2025 | |
| 80470 | | <input type="checkbox"/> | Traffic Signal Backplate | Aug. 1, 2025 | |
| 20338 | | <input type="checkbox"/> | Training Special Provisions | Oct. 15, 1975 | Sept. 2, 2021 |

| <u>File Name</u> | <u>Pg.</u> | <u>Special Provision Title</u> | <u>Effective</u> | <u>Revised</u> |
|-------------------------|-------------------|--|-------------------------|-----------------------|
| 80429 | | <input type="checkbox"/> Ultra-Thin Bonded Wearing Course | April 1, 2020 | Jan. 1, 2022 |
| 80439 | 99 | <input checked="" type="checkbox"/> Vehicle and Equipment Warning Lights | Nov. 1, 2021 | Nov. 1, 2022 |
| 80458 | | <input type="checkbox"/> Waterproofing Membrane System | Aug. 1, 2024 | |
| 80302 | 100 | <input checked="" type="checkbox"/> Weekly DBE Trucking Reports | June 2, 2012 | Jan. 2, 2025 |
| 80454 | | <input type="checkbox"/> Wood Sign Support | Nov. 1, 2023 | |
| 80427 | 101 | <input checked="" type="checkbox"/> Work Zone Traffic Control Devices | Mar. 2, 2020 | Jan. 1, 2025 |
| 80071 | | <input type="checkbox"/> Working Days | Jan. 1, 2002 | |

GUIDE BRIDGE SPECIAL PROVISION INDEX/CHECK SHEET

Effective as of the: November 8, 2024 Letting

| Pg # | ✓ | File Name | Title | Effective | Revised |
|------|-------------------------------------|-----------|--|----------------|----------------|
| | <input type="checkbox"/> | GBSP 4 | Polymer Modified Portland Cement Mortar | June 7, 1994 | April 1, 2016 |
| | <input type="checkbox"/> | *GBSP 13 | High-Load Multi-Rotational Bearings | Oct 13, 1988 | June 28, 2024 |
| | <input type="checkbox"/> | GBSP 14 | Jack and Remove Existing Bearings | April 20, 1994 | April 13, 2018 |
| | <input type="checkbox"/> | GBSP 16 | Jacking Existing Superstructure | Jan 11, 1993 | April 13, 2018 |
| | <input type="checkbox"/> | GBSP 18 | Modular Expansion Joint | May 19, 1994 | Oct 27, 2023 |
| | <input type="checkbox"/> | GBSP 21 | Cleaning and Painting Contact Surface Areas of Existing Steel Structures | June 30, 2003 | Oct 23, 2020 |
| | <input type="checkbox"/> | GBSP 25 | Cleaning and Painting Existing Steel Structures | Oct 2, 2001 | April 15, 2022 |
| | <input type="checkbox"/> | GBSP 26 | Containment and Disposal of Lead Paint Cleaning Residues | Oct 2, 2001 | Apr 22, 2016 |
| | <input type="checkbox"/> | GBSP 28 | Deck Slab Repair | May 15, 1995 | Feb 2, 2024 |
| | <input type="checkbox"/> | GBSP 29 | Bridge Deck Microsilica Concrete Overlay | May 15, 1995 | April 30, 2021 |
| | <input type="checkbox"/> | GBSP 30 | Bridge Deck Latex Concrete Overlay | May 15, 1995 | April 30, 2021 |
| | <input type="checkbox"/> | GBSP 31 | Bridge Deck High-Reactivity Metakaolin (HRM) Conc Overlay | Jan 21, 2000 | April 30, 2021 |
| | <input type="checkbox"/> | GBSP 33 | Pedestrian Truss Superstructure | Jan 13, 1998 | Oct 27, 2023 |
| 103 | <input checked="" type="checkbox"/> | GBSP 34 | Concrete Wearing Surface | June 23, 1994 | Oct 4, 2016 |
| | <input type="checkbox"/> | *GBSP 45 | Bridge Deck Thin Polymer Overlay | May 7, 1997 | June 28, 2024 |
| | <input type="checkbox"/> | GBSP 53 | Structural Repair of Concrete | Mar 15, 2006 | Aug 9, 2019 |
| | <input type="checkbox"/> | GBSP 55 | Erection of Curved Steel Structures | June 1, 2007 | |
| | <input type="checkbox"/> | GBSP 59 | Diamond Grinding and Surface Testing Bridge Sections | Dec 6, 2004 | April 15, 2022 |
| | <input type="checkbox"/> | GBSP 60 | Containment and Disposal of Non-Lead Paint Cleaning Residues | Nov 25, 2004 | Apr 22, 2016 |
| | <input type="checkbox"/> | GBSP 61 | Slipform Parapet | June 1, 2007 | April 15, 2022 |
| | <input type="checkbox"/> | GBSP 67 | Structural Assessment Reports for Contractor's Means and Methods | Mar 6, 2009 | Oct 5, 2015 |
| | <input type="checkbox"/> | GBSP 71 | Aggregate Column Ground Improvement | Jan 15, 2009 | Oct 15, 2011 |
| | <input type="checkbox"/> | GBSP 72 | Bridge Deck Fly Ash or GGBF Slag Concrete Overlay | Jan 18, 2011 | April 30, 2021 |
| | <input type="checkbox"/> | GBSP 78 | Bridge Deck Construction | Oct 22, 2013 | Dec 21, 2016 |
| | <input type="checkbox"/> | GBSP 79 | Bridge Deck Grooving (Longitudinal) | Dec 29, 2014 | Mar 29, 2017 |
| | <input type="checkbox"/> | GBSP 81 | Membrane Waterproofing for Buried Structures | Oct 4, 2016 | March 1, 2019 |
| | <input type="checkbox"/> | GBSP 82 | Metallizing of Structural Steel | Oct 4, 2016 | Oct 20, 2017 |
| | <input type="checkbox"/> | *GBSP 83 | Hot Dip Galvanizing for Structural Steel | Oct 4, 2016 | June 28, 2024 |
| | <input type="checkbox"/> | GBSP 85 | Micropiles | Apr 19, 1996 | Oct 23, 2020 |
| | <input type="checkbox"/> | GBSP 86 | Drilled Shafts | Oct 5, 2015 | Oct 27, 2023 |
| | <input type="checkbox"/> | GBSP 87 | Lightweight Cellular Concrete Fill | Nov 11, 2001 | Apr 1, 2016 |
| | <input type="checkbox"/> | GBSP 88 | Corrugated Structural Plate Structures | Apr 22, 2016 | April 13, 2018 |
| | <input type="checkbox"/> | GBSP 89 | Preformed Pavement Joint Seal | Oct 4, 2016 | March 24, 2023 |
| | <input type="checkbox"/> | GBSP 90 | Three Sided Precast Concrete Structure (Special) | Dec 21, 2016 | March 22, 2024 |
| | <input type="checkbox"/> | GBSP 91 | Crosshole Sonic Logging Testing of Drilled Shafts | Apr 20, 2016 | March 24, 2023 |
| | <input type="checkbox"/> | GBSP 92 | Thermal Integrity Profile Testing of Drilled Shafts | Apr 20, 2016 | March 24, 2023 |
| | <input type="checkbox"/> | *GBSP 93 | Preformed Bridge Joint Seal | Dec 21, 2016 | June 28, 2024 |
| | <input type="checkbox"/> | GBSP 94 | Warranty for Cleaning and Painting Steel Structures | Mar 3, 2000 | Nov 24, 2004 |
| | <input type="checkbox"/> | GBSP 96 | Erection of Bridge Girders Over or Adjacent to Railroads | Aug 9, 2019 | |
| | <input type="checkbox"/> | GBSP 97 | Folded/Formed PVC Pipeliner | April 15, 2022 | |
| | <input type="checkbox"/> | GBSP 98 | Cured-in-Place Pipe Liner | April 15, 2022 | |
| | <input type="checkbox"/> | GBSP 99 | Spray-Applied Pipe Liner | April 15, 2022 | |
| | <input type="checkbox"/> | GBSP 100 | Bar Splicers, Headed Reinforcement | Sept 2, 2022 | Oct 27, 2023 |
| | <input type="checkbox"/> | *GBSP 101 | Noise Abatement Wall, Ground Wall | Dec 9, 2022 | June 28, 2024 |
| | <input type="checkbox"/> | *GBSP 102 | Noise Abatement Wall, Structure Mounted | Dec 9, 2022 | June 28, 2024 |
| | <input type="checkbox"/> | GBSP 103 | Noise Abatement Wall Anchor Rod Assembly | Dec 9, 2022 | |
| | | | | | |

An * indicates a new or revised special provision.



SPECIAL PROVISIONS

The following Special Provisions supplement the "Standard Specifications for Road and Bridge Construction", adopted January 1, 2022, the latest editions of the "Manual of Uniform Traffic Control Devices for Streets and Highways", and the "Manual of Test Procedures for Materials" in effect on the date of invitation for bids, and the Supplemental Specifications and Recurring Special Provisions indicated on the Check Sheet included herein which apply to and govern the construction of Section 21-00048-00-BR and in case of conflict with any part or parts, of said Specifications, the said Special Provisions shall take precedence and shall govern.

DESCRIPTION OF WORK

This section consists of the construction of a three span precast prestressed concrete deck beam bridge and hot-mix asphalt surfaced approaches. The existing bridge will be removed. The roadway will be closed to traffic during the construction of the proposed bridge and roadway.

PROJECT LOCATION

The project is located on Pratt Road over the Somonauk Creek in the City of Sandwich, between Somonauk Road and Castle Street in DeKalb County. The existing structure number is 019-5800.

COMPLETION DATE PLUS WORKING DAYS

The Contractor shall complete all contract items and safely re-open the roadway on or before July 31, 2026. All HMA paving, shoulders and bridge items shall be in place at that time. The Contractor shall note that the completion date is based on an expedited work schedule.

The Contractor will be allowed to complete all landscaping, clean-up work, and punch list items within ten (10) guaranteed working days after the completion date.

Under extenuating circumstances, the Engineer may direct that certain items of work, not affecting the safe opening of the roadway to traffic, may be completed within the guaranteed working days allowed for landscaping, clean-up work, and punch list items. Temporary lane closures for this work may be allowed at the discretion of the Engineer.

Article 108.09 of the Standard Specifications, or the Special Provision for Failure to Complete the Work on Time, shall apply to both the completion date and the number of working days.

PUBLIC SAFETY AND CONVENIENCE

The Contractor shall maintain all entrances and side roads along the proposed improvement. Interference with traffic movements and inconvenience to owners of abutting property and the public shall be kept to a minimum. Any delays or inconveniences to the Contractor caused by complying with these requirements shall be included in the contract, and no additional compensation will be allowed.

LOCAL EMERGENCY SERVICES

The Contractor shall notify the Sandwich Police Department and Sandwich Fire Department a minimum of 72 hours in advance of the closure of Pratt Road. The contact numbers for each department are:

Sandwich Community Fire Protection District..... 815-786-9241
Sandwich Police Department..... 815-786-8735

This work will not be paid for separately but will be included in the cost of the various pay items associated with the improvements.

SCHOOL TRANSPORTATION SERVICES

The Contractor shall notify the Sandwich Police Department and Sandwich Fire Department a minimum of 72 hours in advance of the closure of Pratt Road at 815-786-2187.

POSTAL SERVICES

The Contractor shall notify the United States Post Office in Sandwich a minimum of 72 hours in advance of the closure of Pratt Road at 815-786-6716.

JOINT UTILITY LOCATING INFORMATION FOR EXCAVATORS

The Contractor's attention is directed to the fact that there exists within the State of Illinois a Joint Utility Locating Information for Excavators (J.U.L.I.E.) System. Many utility companies and municipalities which have gas mains and a number of others are a part of this system.

Instead of the Contractor notifying each individual utility owner that he will be working within the area, it will only be necessary to call the number of the Joint Utility Locating Information for Excavators System which is (800)892-0123 and they will notify all utility companies involved that their respective utility should be located. A minimum of forty-eight hours advance notice is required and the political name of the township where the work is located, as shown on the cover sheet, along with other location information such as land section and quarter section will have to be given.

PRECAUTION FOR UTILITIES

The Contractor shall take whatever precautions which may be necessary to protect the property of the various public utilities which may be located underground or above ground, at or adjacent to the site of this improvement. The Contractor will be required to repair or replace at his own expense, or bear the cost, to repair or replace, any public utility property which has been damaged through his efforts. The procedure and specifications of repair will be in accordance with the regulations and/or policy of the utility.

COFFERDAMS, DEWATERING, AND DIVERSION OF WATER

Cofferdams, dewatering, and/or diversion of water, if needed, will not be paid for as a separate item, and compensation for this work shall be considered as included in the cost of the contract.

BRIDGE SHOP DRAWINGS

The Contractor shall submit precast prestressed beam fabrication plans to Hampton, Lenzini and Renwick, Inc., 1707 N. Randall Road, Suite 100, Elgin, IL 60123, for review and approval. Electronic submittals can be made by PDF to inilausen@hlreng.com.

BORROW AREAS, USE AREAS, AND/OR WASTE AREAS

In Addition to the provisions in Article 107.22 of the Standard Specifications, any required submittal(s) to the District office shall require four (4) copies sent for processing. All copies of pictures submitted shall be in color.

BORING DATA

The Boring Data is shown only as a guide for bidders in estimating soil conditions, which may be encountered in the work. Borings are included in the plans.

TRAFFIC CONTROL PLAN

Description. Traffic control shall be in accordance with the applicable sections of the Standard Specifications, the Supplemental Specifications, the "Illinois Manual on Uniform Traffic Control Devices for Streets and Highways", any special details, and Highway Standards contained in the plans, and the

Special Provisions contained herein.

Special attention is called to Articles 107.09 and 107.14 of the Standard Specifications and the following Highway Standards, Details, Quality Standard for Work Zone Traffic Control Devices, Recurring Special Provisions, and Special Provisions contained herein as they relate to traffic control.

Revise Article 701.10 of the Standard Specifications to read: "The Contractor shall conduct inspections of the worksite at a frequency that shall allow for the timely replacement of any traffic control device that has become displaced, worn, or damaged. A sufficient quantity of replacement devices, based on vulnerability to damage, shall be readily available to meet this requirement." Delete Articles 701.19(d) and Article 701.20(g) of the Standard Specifications

Revise the last paragraph of Article 701.13 of the Standard Specifications to read: "Flaggers are required only when workers are present."

Standard Drawings.

701901

Standard Specifications and Recurring Special Provisions.

Work Zone Traffic Control and Protection (Section 701) Work Zone Traffic Control Surveillance (LRS3)

Project Drawings.

Detour Plan Sheets

Project Special Provisions.

Work Zone Control

Detour Signing

Details.

720-8 Temporary Information Signing

Bureau of Local Roads Standard Details.

21-9 Typical Application of Traffic Control Devices for Construction of Rural Local Highways

At the preconstruction meeting, the Contractor shall furnish the name of the individual in his direct employee who is to be responsible for the installation and maintenance of the traffic control for this project. If the actual installation and maintenance are to be accomplished by a subcontractor, consent shall be requested of the Engineer at the time of the submittal of bids. This shall not relieve the Contractor of the foregoing requirement for a responsible individual in his direct employment. The City will provide the Contractor the name of its representative who will be responsible for the administration of the Traffic Control Plan.

The Contractor shall notify the City at least 72 hours in advance of beginning work.

Basis of Payment. This work will be paid for at the contract Lump Sum price for TRAFFIC CONTROL AND PROTECTION, (SPECIAL), which price will be payment in full for all labor, materials, and equipment, required to complete the work as specified herein.

WORK ZONE CONTROL

Description. This work shall be done in accordance with Section 701 of the Standard Specifications insofar as applicable and the following provisions.

Construction Requirements. This work shall include furnishing, installing, maintaining, relocating, and removing all traffic control devices used for the purpose of regulating, warning, or directing traffic during the construction or maintenance of this improvement.

The Contractor will be responsible for the proper location, installation, and arrangement of all traffic control devices.

Construction signs referring to daytime lane closures during working hours shall be removed or covered during non-working hours.

The Contractor shall be responsible for coordination of all traffic control work on this project with adjoining or overlapping projects and for coordination of barricade placement necessary to provide a uniform traffic detour pattern. When directed by the Engineer, the Contractor will be required to remove all traffic control devices which were furnished, installed, and maintained by him under this contract, and such devices shall remain the property of the Contractor. All traffic control devices shall remain in place until specific authorization for relocation or removal is received from the Engineer.

The Contractor shall ensure that all applicable traffic control devices installed by him are operational 24 hours a day, including Sundays and holidays.

The Contractor shall provide a manned telephone on a continuous 24-hour-a-day basis to receive notification of any deficiencies regarding traffic control and protection and shall dispatch personnel, materials, and equipment to correct any such deficiencies. The Contractor shall be required to respond to any call from the City or Resident Engineer concerning any request for improving or correcting traffic control devices and begin making the requested corrections within two (2) hours from the time of notification.

Basis of Payment. This work will not be paid for separately but will be included in the contract lump sum price for TRAFFIC CONTROL AND PROTECTION (SPECIAL) which cost will include provisions for all labor, materials, transportation, handling, and incidentals necessary to furnish, install, maintain, and remove all traffic control devices indicated in the plans, specifications or required by the Engineer, as specified herein.

DETOUR SIGNING

Description. This work shall consist of providing, installing, maintaining, and removing the signs shown in the plans for the detour of Pratt Road.

Materials. The materials for the signs and posts shall be in accordance with Sections 720 and 729 or 730 of the Standard Specifications insofar as applicable.

Construction Requirements. Signs shall be installed at the locations shown in the plans or as directed by the Engineer and kept covered until the detour is placed in effect. Once the detour is placed in effect, the signs shall be uncovered and barricades placed as shown on the Detour Plan and Detour Detail. All signs, lights, and barricades shall be maintained in working order 24 hours per day, 7 days per week by the Contractor.

When the detour is no longer needed, as approved by the Engineer, the signs shall be covered or removed.

Basis of Payment. This work will not be paid for separately but will be included in the contract lump sum price for TRAFFIC CONTROL AND PROTECTION (SPECIAL), which will be payment in full for providing, installing, maintaining, and removing all signs necessary for the detour shown in the plans.

STATUS OF UTILITIES TO BE ADJUSTED

Effective 1984 Revised 2/10/17

Add the following after the first paragraph of Article 105.07 of the Standard Specifications:

Underground utilities have been plotted from available surveys and records and, therefore, their locations must be considered approximate only. There also may be utilities for which the locations are unknown. Verification of locations of underground utilities, shown or not shown, will be the responsibility of the Contractor. The following utility companies have facilities within the project limits which will require adjustment:

No Utility Adjustments are currently anticipated.

Additional utility information may be obtained by calling the "Joint Utility Location Information for Excavators" phone number, 800-892-0123.

EARTH EXCAVATION

Description. This work shall be performed in accordance with Section 202 of the Standard Specifications and the following.

Construction Requirements. Excavation shall be performed as necessary to remove existing earth materials for the construction of aggregate base course, aggregate shoulders, asphalt pavement, private entrances, and the excavating and grading of ditches as shown on the plans and cross sections. Existing topsoil shall be excavated to the toe of slope in all locations where fill is to be placed. Only excavated materials which are determined by the Engineer to be suitable for placement as fill shall be reused on site. Materials which are not suitable for placement as suitable fill shall be hauled offsite. Unsuitable materials which are removed due to subgrade failure shall be removed and replaced with suitable embankment materials.

Unclassified materials such as rubble, tree limbs, rubbish, stumps, stones, etc. shall be removed at the locations shown on the plans or as designated by the Engineer. The material removed as required in this special provision shall be disposed of outside the limits of the right of way in accordance with Article 202.03 of the Standard Specifications and as directed by the Engineer.

Basis of Payment. This work will not be paid for separately but shall be considered as included in the contract unit price per cubic yard for EARTH EXCAVATION, and no additional compensation will be allowed.

Unsuitable materials which are removed and replaced due to subgrade failure shall be paid for at the contract unit price per cubic yard for REMOVAL AND DISPOSAL OF UNSUITABLE MATERIALS and the contract unit price per cubic yard for AGGREGATE SUBGRADE IMPROVEMENT.

BORROW AND FURNISHED EXCAVATION

In addition to the requirements of Section 204 of the Standard Specifications for suitable materials, the following restrictions shall apply:

1. The moisture content of the material as it is incorporated into the embankment shall be between 80% to 110% of AASHTO T99 optimum.
2. If the liquid limit of the material is greater than or equal to 50, the material shall not be used for capping, shall not be placed within 20 feet of any structure, and shall not be placed in locations where it may come into contact with water.
3. Embankment capping material (as outlined in #2) shall meet non-frost susceptibility criteria as outlined in the statewide Geotechnical Manual. Materials are considered frost susceptible when the soil contains at least 65% silt and sand content, according to AASHTO T88 and the Plasticity Index is less than 12.

Basis of Payment. This work will not be paid for separately, but shall be considered as included in the unit price per cubic yard for FURNISHED EXCAVATION, and no additional compensation will be allowed.

STONE RIPRAP, CLASS A4

Description. This work shall be completed in accordance with Section 281 of the Standard Specifications. The following provisions shall apply.

Basis of Payment. This work will be paid for at the contract unit price per ton for STONE RIPRAP, CLASS A4. The contract unit price shall include all materials, equipment and labor necessary to complete the work. Excavation and bedding stone required for installation shall not be measured for payment but shall be included in the cost for STONE RIPRAP, CLASS A4.

REMOVAL OF EXISTING STRUCTURES

Description. The work shall be performed in accordance with Section 501 of the Standard Specifications and as specified below.

The Contractor shall remove all portions of the existing structure, including foundations and piling that may interfere with construction of the proposed structure.

Basis of Payment. This work shall be paid for at the contract price bid per EACH for REMOVAL OF EXISTING STRUCTURES and no additional compensation will be allowed.

PRECAST PRESTRESSED CONCRETE DECK BEAMS (21" DEPTH)

Description. This item shall be in accordance with Section 504 of the Standard Specifications for Road and Bridge Construction and as specified herein. This work includes furnishing, transporting, placing, grouting, and post-tensioning the precast concrete members as shown on the plans.

Materials. The materials shall meet the requirements as listed below:

1. Thread Bars (1 1/4" diameter) – ASTM A722 hot rolled and proof stressed, and ASTM A615. Minimum $F_u = 150$ ksi.
2. Plates Washers and Nuts – Shall meet or exceed AASHTO LRFD Bridge Design Specifications, 9th edition, or be supplied with a manufacturer notarized letter stating the product meets the specified design load. Plate washer minimum $F_y = 50$ ksi.
3. Non-Shrink Grout – Section 1024 Standard Specifications for Road and Bridge Construction. Minimum $f'_c = 5,000$ psi.
4. Closed Cell Backer-Rod (2 1/2" diameter) – ASTM C 1330 cylindrical sealant backing
5. Styrofoam Seals – 5 1/2" x 5 1/2" x 2".

Equipment.

1. Jack – Compact lightweight air or electric powered hydraulic containing a socket wrench and ratchet device in the jack nose to tighten the cable anchors (or threaded bar) as it elongates with a calibrated gage for read out of the applied force.
2. Portable Grout Mixer – Capable of flushing out the voids to remove debris and mix and pump non-shrink grout in the tube voids.

3. Working Platform – a platform mounted on the deck and capable of supporting two workers on the outside edge of the beam. This platform shall be used to support the workers and the jack.

Construction Requirements. The beams shall be erected with a 1 1/2" gaps between each adjacent beams. While erecting the beams, the Contractor shall place 5 1/2" x 5 1/2" styrofoam-seals at the locations of the transverse ties, insuring the hole in the seal is aligned with the transverse tie duct. The Contractor shall use an adhesive to maintain the position of the seal during the erection of the adjacent beam. After the beams are erected, the Contractor shall install the 2 1/2" diameter backer-rod along the bottom beam gaps as shown on the contract plans. The vertical ends of the beam gaps, at the piers and abutments, shall also be blocked off.

After all beams have been erected, the threaded bars shall be inserted in an exterior beam and threaded through the remaining beams until protruding through the opposing exterior beam.

The 1 1/2" gaps between the beams shall be filled with non-shrink grout after all styrofoam-seals, close cell back-rods, and threaded bars have been installed. The grout shall be left to cure to a strength of not less than $f'c = 5,000$ psi. After the grout has cured the post-tensioning may commence.

The Contractor shall position the work platform and mount the plate washers, nuts, and jack.

Initial stressing shall be done by jacking individual threaded bars to 33% of the transfer stress, 30 ksi (0.2 Fu), and finger tightening the anchor nut. After all threaded bars have been stressed to 33% of the transfer stress final jacking may commence. Final jacking shall be done by having individual threaded bars jacked from 33% of the transfer stress to 100% of the transfer stress, 90 ksi (0.6 Fu). No dowel rods or any other means of restraining the beams shall be installed prior to the completion of the jacking operation.

The 4 1/2" diameter transverse tie ducts shall be pumped full of non-shrink grout after jacking. At each duct location the Contractor shall pump grout from one end of the duct, beginning at one 3/4" diameter vertical grout tube, through the full length of the 4 1/2" diameter duct. Grout pumping shall continue until grout flows up through of the opposing 3/4" diameter vertical grout tube at the opposite end of the duct.

When a span has been post-tensioned the threaded bars shall be cut off to a point where the threaded bar does not protrude nearer than 3 1/2" to the fascia of the beam. The pockets for the nuts shall be grouted on the fascia of the beams.

The dowel rods shall be installed and the dowel holes shall be filled with non-shrink grout after all other post-tensioning and grouting has been completed.

Basis of Payment. This work shall be considered included in the unit price for the pay item PRECAST PRESTRESSED CONCRETE DECK BEAMS (21" DEPTH), and no additional compensation shall be allowed.

NAME PLATES

The information shown on the Name Plate shall be approved by the Engineer prior to the Contractor ordering the Name Plate.

WASHOUT BASIN

Description. This work shall consist of providing and maintaining a concrete truck washout to contain concrete liquids when chutes of concrete trucks are rinsed out after delivery of concrete to the construction site. The washout facility functions to consolidate solids for disposal and prevent the runoff of liquids associated with concrete. The plans include details for constructing non-portable facilities.

General Requirements. The Contractor shall submit a plan for his/her proposed concrete truck washout facility to the Engineer for approval at least 10 days prior to the first concrete pour. The concrete truck washout facility shall be in place prior to any delivery of concrete to the construction site. The concrete truck washout shall be located at least 50 feet from storm drain structures, open drainage facilities, or water bodies. Each facility is to be located away from construction traffic or access areas to prevent disturbance or tracking. A sign shall be installed adjacent to each concrete truck washout to inform concrete equipment operators of the designated washout facility.

Design. Two types of concrete truck washout facilities are available for use on this project:

1. Prefabricated portable facilities as approved by the Engineer
2. Non-portable facilities
 - a. Above Grade: Constructed using barrier wall and polyethylene sheeting. Barrier walls are constructed to create a berm with a single sheet of 10-mil polyethylene sheeting which is free of holes, tears, or other defects which may compromise the impermeability of the material. Sandbags are used to hold the sheeting
 - b. in place on top of the berm. Sheeting must extend over the entire basin and berm to prevent discharge of liquids or solids.
 - c. Below Grade: Constructed via excavation and the use of polyethylene sheeting and sandbags. A pit is first excavated at a designated location with a single sheet of 10-mil polyethylene sheeting which is free of holes tears, or other defects, which may compromise the impermeability of the material. Sandbags are placed around the perimeter to hold the sheeting in place to prevent discharge of liquids or solids.
3. Size of Concrete Truck Washouts: The number and size of the concrete truck washout facilities is to be determined by the Contractor. It is his/her responsibility to provide enough storage for the excess concrete and water produced from the construction activities.

Inspection, Maintenance, and Removal.

1. Concrete truck washout facilities shall be inspected by the Engineer during his/her weekly erosion and sediment control inspection per the requirements of the SWPPP. The inspector is to ensure there are no leaks, spills, and the capacity of the facility has not yet been compromised.
2. Any overflowing of the concrete truck washout onto the ground shall be cleaned up and removed within 24 hours of discovery.

3. If a rain or snow event is forecasted, a non-collapsing, non-water collecting cover shall be placed over the concrete truck washout and secured to prevent accumulation and overflow of the facility.
4. Contents of each facility are not to exceed 75% of the design capacity. If contents reach 75% capacity, discontinue pouring concrete until the facility has been cleaned out.
5. The slurry shall be allowed to evaporate and then be removed from the site in a safe manner, for example with a vacuum truck. All hardened material shall be removed and disposed of properly.
6. If a lined facility is used, immediately replace the liner if it becomes damaged.
7. Remove the concrete truck washout facilities when they are no longer needed and restore the disturbed areas to their original condition.
8. The locations of these facilities and any changes to the locations shall be shown on the SWPPP.

Basis of Payment. This work will be paid for at the contract unit price per lump sum for WASHOUT BASIN.

TEMPORARY ACCESSES

Description. This work shall consist of the installation, maintenance of, and final removal and disposal of temporary accesses for residential, commercial, and roadway accesses during the course of construction. This work shall be in accordance with the applicable portions of Article 402 of the Standard Specifications and the following.

Materials. All aggregate surface course material shall be crushed CA-6 and shall be installed in accordance with the applicable portions of Article 402 of the Standard Specifications.

Construction Requirements. The contractor shall construct and maintain aggregate surface course for temporary access to field entrances according to Article 402.07 and as directed by the Engineer. The aggregate surface course shall be constructed to the dimensions and grades specified below, except as modified by the plans or as directed by the Engineer.

- (a) Field Entrance. The minimum width shall be 24 ft (7.2 m). The minimum compacted thickness shall be 9 in. (230 mm). The maximum grade shall be six percent, except as required to match the existing grade.

Maintaining the temporary access shall include relocating and/or regrading the aggregate surface coarse for any operation that may disturb or remove the temporary access. The same type and gradation of material used to construct the temporary access shall be used to maintain it.

When use of the temporary access is discontinued, the aggregate shall be removed and utilized in the permanent construction or disposed of according to Article 202.03.

Method of Measurement. Aggregate surface course for temporary access will be measured for payment as each for every private entrance, commercial entrance or road constructed for the purpose of temporary access. If a residential drive, commercial entrance, or road is to be constructed under multiple stages, the aggregate needed to construct the second or subsequent stages will not be measured for payment but shall be included in the cost per each of the type specified.

Basis of Payment. Aggregate surface course for temporary access will be paid for at the contract unit price per each for TEMPORARY ACCESS (FIELD ENTRANCE).

TEMPORARY INFORMATION SIGNING

Description. This work shall consist of the furnishing, installation, maintenance, and removal of temporary information signs.

Materials. Materials shall be according to the applicable portions of Section 701 of the Standard Specifications and as shown on the plans.

Construction Requirements. The temporary information signs shall be in place at least one week prior to the beginning of construction activities that impact traffic flow and shall remain in place until the completion of the project. If all lanes are open for an extended period of time during the project the Contractor shall cover the signs until lane closures resume. If the project is shut down for the winter the signs shall read "Road Work Resumes Spring XXXX".

Signs shall be installed according to the requirements of Section 701.

Method of Measurement: This work will be measured for payment in square feet in place. The auxiliary sign panel will not be measured for payment.

Basis of Payment. This work will be paid for at the contract unit price per square foot for TEMPORARY INFORMATION SIGNING.

State of Illinois
Department of Transportation
Bureau of Local Roads and Streets

SPECIAL PROVISION
FOR
INSURANCE

Effective: February 1, 2007
Revised: August 1, 2007

All references to Sections or Articles in this specification shall be construed to mean specific Section or Article of the Standard Specifications for Road and Bridge Construction, adopted by the Department of Transportation.

The Contractor shall name the following entities as additional insured under the Contractor's general liability insurance policy in accordance with Article 107.27:

City of Sandwich

The entities listed above and their officers, employees, and agents shall be indemnified and held harmless in accordance with Article 107.26.

State of Illinois
DEPARTMENT OF TRANSPORTATION
Bureau of Local Roads & Streets
SPECIAL PROVISION
FOR
LOCAL QUALITY ASSURANCE/ QUALITY MANAGEMENT QC/QA
Effective: January 1, 2022

Replace the first five paragraphs of Article 1030.06 of the Standard Specifications with the following:

“1030.06 Quality Management Program. The Quality Management Program (QMP) will be Quality Control / Quality Assurance (QC/QA) according to the following.”

Delete Article 1030.06(d)(1) of the Standard Specifications.

Revise Article 1030.09(g)(3) of the Standard Specifications to read:

“(3) If core testing is the density verification method, the Contractor shall provide personnel and equipment to collect density verification cores for the Engineer. Core locations will be determined by the Engineer following the document “Hot-Mix Asphalt QC/QA Procedure for Determining Random Density Locations” at density verification intervals defined in Article 1030.09(b). After the Engineer identifies a density verification location and prior to opening to traffic, the Contractor shall cut a 4 in. (100 mm) diameter core. With the approval of the Engineer, the cores may be cut at a later time.”

Revise Article 1030.09(h)(2) of the Standard Specifications to read:

“(2) After final rolling and prior to paving subsequent lifts, the Engineer will identify the random density verification test locations. Cores or nuclear density gauge testing will be used for density verification. The method used for density verification will be as selected below.

| Density Verification Method | |
|-------------------------------------|---|
| <input type="checkbox"/> | Cores |
| <input checked="" type="checkbox"/> | Nuclear Density Gauge (Correlated when paving ≥ 3,000 tons per mixture) |

Density verification test locations will be determined according to the document “Hot-Mix Asphalt QC/QA Procedure for Determining Random Density Locations”. The density testing interval for paving wider than or equal to 3 ft (1 m) will be 0.5 miles (800 m) for lift thicknesses of 3 in. (75 mm) or less and 0.2 miles (320 m) for lift thicknesses greater than 3 in. (75 mm). The density testing interval for paving less than 3 ft (1 m) wide will be 1 mile (1,600 m). If a day’s paving will be less than the prescribed density testing interval, the length of the day’s paving will be the interval for that day. The density testing interval for mixtures used for patching will be 50 patches with a minimum of one test per mixture per project.

If core testing is the density verification method, the Engineer will witness the Contractor coring, and secure and take possession of all density samples at the

density verification locations. The Engineer will test the cores collected by the Contractor for density according to Illinois Modified AASHTO T 166 or AASHTO T 275.

If nuclear density gauge testing is the density verification method, the Engineer will conduct nuclear density gauge tests. The Engineer will follow the density testing procedure detailed in the document "Illinois Modified ASTM D 2950, Standard Test Method for Density of Bituminous Concrete In-Place by Nuclear Method".

A density verification test will be the result of a single core or the average of the nuclear density tests at one location. The results of each density test must be within acceptable limits. The Engineer will promptly notify the Contractor of observed deficiencies."

Revise the seventh paragraph and all subsequent paragraphs in Section D. of the document "Hot-Mix Asphalt QC/QA Initial Daily Plant and Random Samples" to read:

"Mixtures shall be sampled from the truck at the plant by the Contractor following the same procedure used to collect QC mixture samples (Section A). This process will be witnessed by the Engineer who will take custody of the verification sample. Each sample bag with a verification mixture sample will be secured by the Engineer using a locking ID tag. Sample boxes containing the verification mixture sample will be sealed/taped by the Engineer using a security ID label."

M.S. 899 (PRATT ROAD)
SECTION 21-00048-00-BR
CONTRACT #87889
CITY OF SANDWICH
DEKALB COUNTY

DEPARTMENT OF THE ARMY CORPS OF ENGINEERS PERMIT

The construction of this project shall be performed in accordance with Nationwide Permit Number 14 (non-reporting) issued under Section 404 of the Federal Clean Water Act as administered by the U.S. Army Corps of Engineers. The Nationwide Permit Conditions and General Conditions, including Section 401 Water Quality Certification Conditions, are included herein and must be complied with by the Contractor. Should the Contractor plan to undertake construction activities, which are not covered by the N.W.P., he shall obtain the necessary permit at his expense and present it to the Engineer prior to starting the work.

The cost of complying with the Department of the Army Corps of Engineers permit(s) will not be paid for separately but shall be considered as incidental to the contract.



2022 Nationwide Permit Summary

U.S Army Corps
Of Engineers

Issued: February 25, 2022

Expires: March 14, 2026

No. 14. Linear Transportation Projects

(NWP Final Notice, 86 FR, 73574)

Activities required for crossings of waters of the United States associated with the construction, expansion, modification, or improvement of linear transportation projects (e.g., roads, highways, railways, trails, driveways, airport runways, and taxiways) in waters of the United States. For linear transportation projects in non-tidal waters, the discharge of dredged or fill material cannot cause the loss of greater than 1/2 -acre of waters of the United States. For linear transportation projects in tidal waters, the discharge of dredged or fill material cannot cause the loss of greater than 1/3 -acre of waters of the United States. Any stream channel modification, including bank stabilization, is limited to the minimum necessary to construct or protect the linear transportation project; such modifications must be in the immediate vicinity of the project.

This NWP also authorizes temporary structures, fills, and work, including the use of temporary mats, necessary to construct the linear transportation project. Appropriate measures must be taken to maintain normal downstream flows and minimize flooding to the maximum extent practicable, when temporary structures, work, and discharges of dredged or fill material, including cofferdams, are necessary for construction activities, access fills, or dewatering of construction sites.

Temporary fills must consist of materials, and be placed in a manner, that will not be eroded by expected high flows. Temporary fills must be removed in their entirety and the affected areas returned to pre-construction elevations. The areas affected by temporary fills must be revegetated, as appropriate.

This NWP cannot be used to authorize non-linear features commonly associated with transportation projects, such as vehicle maintenance or storage buildings, parking lots, train stations, or aircraft hangars.

Notification: The permittee must submit a pre-construction notification to the district engineer prior to commencing the activity if: (1) The loss of waters of the United States exceeds 1/10 acre; or (2) there is a discharge of dredged or fill material in a special aquatic site, including wetlands. (See general condition 32.) (Authorities: Sections 10 and 404).

Note 1: For linear transportation projects crossing a single waterbody more than one time at separate and distant locations, or multiple waterbodies at separate and distant locations, each crossing is considered a single and complete project for purposes of NWP authorization. Linear transportation projects must comply with 33 CFR 330.6(d).

Note 2: Some discharges of dredged or fill material for the construction of farm roads or forest roads, or temporary roads for moving mining

equipment, may qualify for an exemption under Section 404(f) of the Clean Water Act (see 33 CFR 323.4).

Note 3: For NWP 14 activities that require pre-construction notification, the PCN must include any other NWP(s), regional general permit(s), or individual permit(s) used or intended to be used to authorize any part of the proposed project or any related activity, including other separate and distant crossings that require Department of the Army authorization but do not require pre-construction notification (see paragraph (b)(4) of general condition 32). The district engineer will evaluate the PCN in accordance with Section D, "District Engineer's Decision." The district engineer may require mitigation to ensure that the authorized activity results in no more than minimal individual and cumulative adverse environmental effects (see general condition 23).

C. Nationwide Permit General Conditions

(NWP Final Notice, 86 FR 2867-2874)

Note: To qualify for NWP authorization, the prospective permittee must comply with the following general conditions, as applicable, in addition to any regional or case-specific conditions imposed by the division engineer or district engineer. Prospective permittees should contact the appropriate Corps district office to determine if regional conditions have been imposed on an NWP. Prospective permittees should also contact the appropriate Corps district office to determine the status of Clean Water Act

Section 401 water quality certification and/or Coastal Zone Management Act consistency for an NWP. Every person who may wish to obtain permit authorization under one or more NWPs, or who is currently relying on an existing or prior permit authorization under one or more NWPs, has been and is on notice that all of the provisions of 33 CFR 330.1 through 330.6 apply to every NWP authorization. Note especially 33 CFR 330.5 relating to the modification, suspension, or revocation of any NWP authorization.

1. Navigation. (a) No activity may cause more than a minimal adverse effect on navigation.

(b) Any safety lights and signals prescribed by the U.S. Coast Guard, through regulations or otherwise, must be installed and maintained at the permittee's expense on authorized facilities in navigable waters of the United States.

(c) The permittee understands and agrees that, if future operations by the United States require the removal, relocation, or other alteration, of the structure or work herein authorized, or if, in the opinion of the Secretary of the Army or his or her authorized representative, said structure or work shall cause unreasonable obstruction to the free navigation of the navigable waters, the permittee will be required, upon due notice from the Corps of Engineers, to remove, relocate, or alter the structural work or obstructions caused thereby, without expense to the United States. No claim shall be made against the United States on account of any such removal or alteration.

2. Aquatic Life Movements. No activity may substantially disrupt the necessary life cycle movements of those species of aquatic life indigenous to the waterbody, including those species that normally migrate through the area, unless the activity's primary purpose is to impound water. All permanent and temporary crossings of waterbodies shall be suitably culverted, bridged, or otherwise designed and constructed to maintain low flows to sustain the movement of those aquatic species. If a bottomless culvert cannot be used, then the crossing should be designed and constructed to minimize adverse effects to aquatic life movements.

3. Spawning Areas. Activities in spawning areas during spawning seasons must be avoided to the maximum extent practicable. Activities that result in the physical destruction (e.g., through excavation, fill, or downstream smothering by substantial turbidity) of an important spawning area are not authorized.

4. Migratory Bird Breeding Areas. Activities in waters of the United States that serve as breeding areas for migratory birds must be avoided to the maximum extent practicable.

5. Shellfish Beds. No activity may occur in areas of concentrated shellfish populations, unless the activity is directly related to a shellfish harvesting activity authorized by NWPs 4 and 48, or is a shellfish seeding or habitat restoration activity authorized by NWP 27.

6. Suitable Material. No activity may use unsuitable material (e.g., trash, debris, car bodies, asphalt, etc.). Material used for construction or discharged must be free from toxic

pollutants in toxic amounts (see section 307 of the Clean Water Act).

7. Water Supply Intakes. No activity may occur in the proximity of a public water supply intake, except where the activity is for the repair or improvement of public water supply intake structures or adjacent bank stabilization.

8. Adverse Effects From Impoundments. If the activity creates an impoundment of water, adverse effects to the aquatic system due to accelerating the passage of water, and/or restricting its flow must be minimized to the maximum extent practicable.

9. Management of Water Flows. To the maximum extent practicable, the pre-construction course, condition, capacity, and location of open waters must be maintained for each activity, including stream channelization, storm water management activities, and temporary and permanent road crossings, except as provided below. The activity must be constructed to withstand expected high flows. The activity must not restrict or impede the passage of normal or high flows, unless the primary purpose of the activity is to impound water or manage high flows. The activity may alter the pre-construction course, condition, capacity, and location of open waters if it benefits the aquatic environment (e.g., stream restoration or relocation activities).

10. Fills Within 100-Year Floodplains. The activity must comply with applicable FEMA-approved state or local floodplain management requirements.

11. Equipment. Heavy equipment working in wetlands or mudflats must be placed on mats, or other measures must be taken to minimize soil disturbance.

12. Soil Erosion and Sediment

Controls. Appropriate soil erosion and sediment controls must be used and maintained in effective operating condition during construction, and all exposed soil and other fills, as well as any work below the ordinary high water mark or high tide line, must be permanently stabilized at the earliest practicable date. Permittees are encouraged to perform work within waters of the United States during periods of low-flow or no-flow, or during low tides.

13. Removal of Temporary Structures and Fills. Temporary structures must be removed, to the maximum extent practicable, after their use has been discontinued. Temporary fills must be removed in their entirety and the affected areas returned to pre-construction elevations. The affected areas must be revegetated, as appropriate.

14. Proper Maintenance. Any authorized structure or fill shall be properly maintained, including maintenance to ensure public safety and compliance with applicable NWP general conditions, as well as any activity-specific conditions added by the district engineer to an NWP authorization.

15. Single and Complete Project. The activity must be a single and complete project. The same NWP cannot be used more than once for the same single and complete project.

16. Wild and Scenic Rivers. (a) No NWP activity may occur in a component of the National Wild and Scenic River System, or in a river officially designated by Congress as a “study river” for possible inclusion in the system while the river is in an official study status, unless the

appropriate Federal agency with direct management responsibility for such river, has determined in writing that the proposed activity will not adversely affect the Wild and Scenic River designation or study status.

(b) If a proposed NWP activity will occur in a component of the National Wild and Scenic River System, or in a river officially designated by Congress as a “study river” for possible inclusion in the system while the river is in an official study status, the permittee must submit a pre-construction notification (see general condition 32). The district engineer will coordinate the PCN with the Federal agency with direct management responsibility for that river. Permittees shall not begin the NWP activity until notified by the district engineer that the Federal agency with direct management responsibility for that river has determined in writing that the proposed NWP activity will not adversely affect the Wild and Scenic River designation or study status.

(c) Information on Wild and Scenic Rivers may be obtained from the appropriate Federal land management agency responsible for the designated Wild and Scenic River or study river (e.g., National Park Service, U.S. Forest Service, Bureau of Land Management, U.S. Fish and Wildlife Service). Information on these rivers is also available at: <http://www.rivers.gov/>.

17. Tribal Rights. No activity or its operation may impair reserved tribal rights, including, but not limited to, reserved water rights and treaty fishing and hunting rights.

18. Endangered Species. (a) No activity is authorized under any NWP which is likely to directly or indirectly

jeopardize the continued existence of a threatened or endangered species or a species proposed for such designation, as identified under the Federal Endangered Species Act (ESA), or which will directly or indirectly destroy or adversely modify designated critical habitat or critical habitat proposed for such designation. No activity is authorized under any NWP which “may affect” a listed species or critical habitat, unless ESA section 7 consultation addressing the consequences of the proposed activity on listed species or critical habitat has been completed. See 50 CFR 402.02 for the definition of “effects of the action” for the purposes of ESA section 7 consultation, as well as 50 CFR 402.17, which provides further explanation under ESA section 7 regarding “activities that are reasonably certain to occur” and “consequences caused by the proposed action.”

(b) Federal agencies should follow their own procedures for complying with the requirements of the ESA (see 33 CFR 330.4(f)(1)). If pre-construction notification is required for the proposed activity, the Federal permittee must provide the district engineer with the appropriate documentation to demonstrate compliance with those requirements. The district engineer will verify that the appropriate documentation has been submitted. If the appropriate documentation has not been submitted, additional ESA section 7 consultation may be necessary for the activity and the respective federal agency would be responsible for fulfilling its obligation under section 7 of the ESA.

(c) Non-federal permittees must submit a pre-construction notification to the district engineer if any listed species (or species proposed for listing) or designated critical habitat (or critical

habitat proposed such designation) might be affected or is in the vicinity of the activity, or if the activity is located in designated critical habitat or critical habitat proposed for such designation, and shall not begin work on the activity until notified by the district engineer that the requirements of the ESA have been satisfied and that the activity is authorized. For activities that might affect Federally-listed endangered or threatened species (or species proposed for listing) or designated critical habitat (or critical habitat proposed for such designation), the pre-construction notification must include the name(s) of the endangered or threatened species (or species proposed for listing) that might be affected by the proposed activity or that utilize the designated critical habitat (or critical habitat proposed for such designation) that might be affected by the proposed activity. The district engineer will determine whether the proposed activity “may affect” or will have “no effect” to listed species and designated critical habitat and will notify the non-Federal applicant of the Corps' determination within 45 days of receipt of a complete pre-construction notification. For activities where the non-Federal applicant has identified listed species (or species proposed for listing) or designated critical habitat (or critical habitat proposed for such designation) that might be affected or is in the vicinity of the activity, and has so notified the Corps, the applicant shall not begin work until the Corps has provided notification that the proposed activity will have “no effect” on listed species (or species proposed for listing or designated critical habitat (or critical habitat proposed for such designation), or until ESA section 7

consultation or conference has been completed. If the non-Federal applicant has not heard back from the Corps within 45 days, the applicant must still wait for notification from the Corps.

(d) As a result of formal or informal consultation or conference with the FWS or NMFS the district engineer may add species-specific permit conditions to the NWP.

(e) Authorization of an activity by an NWP does not authorize the “take” of a threatened or endangered species as defined under the ESA. In the absence of separate authorization (e.g., an ESA Section 10 Permit, a Biological Opinion with “incidental take” provisions, etc.) from the FWS or the NMFS, the Endangered Species Act prohibits any person subject to the jurisdiction of the United States to take a listed species, where “take” means to harass, harm, pursue, hunt, shoot, wound, kill, trap, capture, or collect, or to attempt to engage in any such conduct. The word “harm” in the definition of “take” means an act which actually kills or injures wildlife. Such an act may include significant habitat modification or degradation where it actually kills or injures wildlife by significantly impairing essential behavioral patterns, including breeding, feeding or sheltering.

(f) If the non-federal permittee has a valid ESA section 10(a)(1)(B) incidental take permit with an approved Habitat Conservation Plan for a project or a group of projects that includes the proposed NWP activity, the non-federal applicant should provide a copy of that ESA section 10(a)(1)(B) permit with the PCN required by paragraph (c) of this general

condition. The district engineer will coordinate with the agency that issued the ESA section 10(a)(1)(B) permit to determine whether the proposed NWP activity and the associated incidental take were considered in the internal ESA section 7 consultation conducted for the ESA section 10(a)(1)(B) permit. If that coordination results in concurrence from the agency that the proposed NWP activity and the associated incidental take were considered in the internal ESA section 7 consultation for the ESA section 10(a)(1)(B) permit, the district engineer does not need to conduct a separate ESA section 7 consultation for the proposed NWP activity. The district engineer will notify the non-federal applicant within 45 days of receipt of a complete pre-construction notification whether the ESA section 10(a)(1)(B) permit covers the proposed NWP activity or whether additional ESA section 7 consultation is required.

(g) Information on the location of threatened and endangered species and their critical habitat can be obtained directly from the offices of the FWS and NMFS or their world wide web pages at <http://www.fws.gov/> or <http://www.fws.gov/ipac> and <http://www.nmfs.noaa.gov/pr/species/esa/> respectively.

19. Migratory Birds and Bald and Golden Eagles. The permittee is responsible for ensuring that an action authorized by an NWP complies with the Migratory Bird Treaty Act and the Bald and Golden Eagle Protection Act. The permittee is responsible for contacting the appropriate local office of the U.S. Fish and Wildlife Service to determine what measures, if any, are necessary or appropriate to reduce adverse effects to migratory birds or eagles, including whether “incidental take” permits are necessary and

available under the Migratory Bird Treaty Act or Bald and Golden Eagle Protection Act for a particular activity.

20. Historic Properties. (a) No activity is authorized under any NWP which may have the potential to cause effects to properties listed, or eligible for listing, in the National Register of Historic Places until the requirements of Section 106 of the National Historic Preservation Act (NHPA) have been satisfied.

(b) Federal permittees should follow their own procedures for complying with the requirements of section 106 of the National Historic Preservation Act (see 33 CFR 330.4(g)(1)). If pre-construction notification is required for the proposed NWP activity, the Federal permittee must provide the district engineer with the appropriate documentation to demonstrate compliance with those requirements. The district engineer will verify that the appropriate documentation has been submitted. If the appropriate documentation is not submitted, then additional consultation under section 106 may be necessary. The respective federal agency is responsible for fulfilling its obligation to comply with section 106.

(c) Non-federal permittees must submit a pre-construction notification to the district engineer if the NWP activity might have the potential to cause effects to any historic properties listed on, determined to be eligible for listing on, or potentially eligible for listing on the National Register of Historic Places, including previously unidentified properties. For such activities, the pre-construction notification must state which historic properties might have the potential to be affected by the proposed NWP

activity or include a vicinity map indicating the location of the historic properties or the potential for the presence of historic properties. Assistance regarding information on the location of, or potential for, the presence of historic properties can be sought from the State Historic Preservation Officer, Tribal Historic Preservation Officer, or designated tribal representative, as appropriate, and the National Register of Historic Places (see 33 CFR 330.4(g)). When reviewing pre-construction notifications, district engineers will comply with the current procedures for addressing the requirements of section 106 of the National Historic Preservation Act. The district engineer shall make a reasonable and good faith effort to carry out appropriate identification efforts commensurate with potential impacts, which may include background research, consultation, oral history interviews, sample field investigation, and/or field survey. Based on the information submitted in the PCN and these identification efforts, the district engineer shall determine whether the proposed NWP activity has the potential to cause effects on the historic properties. Section 106 consultation is not required when the district engineer determines that the activity does not have the potential to cause effects on historic properties (see 36 CFR 800.3(a)). Section 106 consultation is required when the district engineer determines that the activity has the potential to cause effects on historic properties. The district engineer will conduct consultation with consulting parties identified under 36 CFR 800.2(c) when he or she makes any of the following effect determinations for the purposes of section 106 of the NHPA:

No historic properties affected, no adverse effect, or adverse effect.

(d) Where the non-Federal applicant has identified historic properties on which the proposed NWP activity might have the potential to cause effects and has so notified the Corps, the non-Federal applicant shall not begin the activity until notified by the district engineer either that the activity has no potential to cause effects to historic properties or that NHPA section 106 consultation has been completed. For non-federal permittees, the district engineer will notify the prospective permittee within 45 days of receipt of a complete pre-construction notification whether NHPA section 106 consultation is required. If NHPA section 106 consultation is required, the district engineer will notify the non-Federal applicant that he or she cannot begin the activity until section 106 consultation is completed. If the non-Federal applicant has not heard back from the Corps within 45 days, the applicant must still wait for notification from the Corps.

(e) Prospective permittees should be aware that section 110k of the NHPA (54 U.S.C. 306113) prevents the Corps from granting a permit or other assistance to an applicant who, with intent to avoid the requirements of section 106 of the NHPA, has intentionally significantly adversely affected a historic property to which the permit would relate, or having legal power to prevent it, allowed such significant adverse effect to occur, unless the Corps, after consultation with the Advisory Council on Historic Preservation (ACHP), determines that circumstances justify granting such assistance despite the adverse effect created or permitted by the applicant. If circumstances justify granting the assistance, the Corps is required to

notify the ACHP and provide documentation specifying the circumstances, the degree of damage to the integrity of any historic properties affected, and proposed mitigation. This documentation must include any views obtained from the applicant, SHPO/THPO, appropriate Indian tribes if the undertaking occurs on or affects historic properties on tribal lands or affects properties of interest to those tribes, and other parties known to have a legitimate interest in the impacts to the permitted activity on historic properties.

21. Discovery of Previously Unknown Remains and Artifacts. Permittees that discover any previously unknown historic, cultural or archeological remains and artifacts while accomplishing the activity authorized by an NWP, they must immediately notify the district engineer of what they have found, and to the maximum extent practicable, avoid construction activities that may affect the remains and artifacts until the required coordination has been completed. The district engineer will initiate the Federal, Tribal, and state coordination required to determine if the items or remains warrant a recovery effort or if the site is eligible for listing in the National Register of Historic Places.

22. Designated Critical Resource Waters. Critical resource waters include, NOAA-managed marine sanctuaries and marine monuments, and National Estuarine Research Reserves. The district engineer may designate, after notice and opportunity for public comment, additional waters officially designated by a state as having particular environmental or ecological significance, such as outstanding

national resource waters or state natural heritage sites. The district engineer may also designate additional critical resource waters after notice and opportunity for public comment.

(a) Discharges of dredged or fill material into waters of the United States are not authorized by NWPs 7, 12, 14, 16, 17, 21, 29, 31, 35, 39, 40, 42, 43, 44, 49, 50, 51, 52, 57 and 58 for any activity within, or directly affecting, critical resource waters, including wetlands adjacent to such waters.

(b) For NWPs 3, 8, 10, 13, 15, 18, 19, 22, 23, 25, 27, 28, 30, 33, 34, 36, 37, 38, and 54, notification is required in accordance with general condition 32, for any activity proposed by permittees in the designated critical resource waters including wetlands adjacent to those waters. The district engineer may authorize activities under these NWPs only after she or he determines that the impacts to the critical resource waters will be no more than minimal.

23. Mitigation. The district engineer will consider the following factors when determining appropriate and practicable mitigation necessary to ensure that the individual and cumulative adverse environmental effects are no more than minimal:

(a) The activity must be designed and constructed to avoid and minimize adverse effects, both temporary and permanent, to waters of the United States to the maximum extent practicable at the project site (i.e., on site).

(b) Mitigation in all its forms (avoiding, minimizing, rectifying, reducing, or compensating for resource losses) will

be required to the extent necessary to ensure that the individual and cumulative adverse environmental effects are no more than minimal.

(c) Compensatory mitigation at a minimum one-for-one ratio will be required for all wetland losses that exceed 1/10-acre and require pre-construction notification, unless the district engineer determines in writing that either some other form of mitigation would be more environmentally appropriate or the adverse environmental effects of the proposed activity are no more than minimal, and provides an activity-specific waiver of this requirement. For wetland losses of 1/10-acre or less that require pre-construction notification, the district engineer may determine on a case-by-case basis that compensatory mitigation is required to ensure that the activity results in only minimal adverse environmental effects.

(d) Compensatory mitigation at a minimum one-for-one ratio will be required for all losses of stream bed that exceed 3/100-acre and require pre-construction notification, unless the district engineer determines in writing that either some other form of mitigation would be more environmentally appropriate or the adverse environmental effects of the proposed activity are no more than minimal, and provides an activity-specific waiver of this requirement. This compensatory mitigation requirement may be satisfied through the restoration or enhancement of riparian areas next to streams in accordance with paragraph (e) of this general condition. For losses of stream bed of 3/100-acre or less that require pre-construction notification, the district engineer may determine on a case-by-case basis that compensatory mitigation is required to

ensure that the activity results in only minimal adverse environmental effects. Compensatory mitigation for losses of streams should be provided, if practicable, through stream rehabilitation, enhancement, or preservation, since streams are difficult-to-replace resources (see 33 CFR 332.3(e)(3)).

(e) Compensatory mitigation plans for NWP activities in or near streams or other open waters will normally include a requirement for the restoration or enhancement, maintenance, and legal protection (e.g., conservation easements) of riparian areas next to open waters. In some cases, the restoration or maintenance/protection of riparian areas may be the only compensatory mitigation required. If restoring riparian areas involves planting vegetation, only native species should be planted. The width of the required riparian area will address documented water quality or aquatic habitat loss concerns. Normally, the riparian area will be 25 to 50 feet wide on each side of the stream, but the district engineer may require slightly wider riparian areas to address documented water quality or habitat loss concerns. If it is not possible to restore or maintain/protect a riparian area on both sides of a stream, or if the waterbody is a lake or coastal waters, then restoring or maintaining/protecting a riparian area along a single bank or shoreline may be sufficient. Where both wetlands and open waters exist on the project site, the district engineer will determine the appropriate compensatory mitigation (e.g., riparian areas and/or wetlands compensation) based on what is best for the aquatic environment on a

watershed basis. In cases where riparian areas are determined to be the most appropriate form of minimization or compensatory mitigation, the district engineer may waive or reduce the requirement to provide wetland compensatory mitigation for wetland losses.

(f) Compensatory mitigation projects provided to offset losses of aquatic resources must comply with the applicable provisions of 33 CFR part 332.

(1) The prospective permittee is responsible for proposing an appropriate compensatory mitigation option if compensatory mitigation is necessary to ensure that the activity results in no more than minimal adverse environmental effects. For the NWPs, the preferred mechanism for providing compensatory mitigation is mitigation bank credits or in-lieu fee program credits (see 33 CFR 332.3(b)(2) and (3)). However, if an appropriate number and type of mitigation bank or in-lieu credits are not available at the time the PCN is submitted to the district engineer, the district engineer may approve the use of permittee-responsible mitigation.

(2) The amount of compensatory mitigation required by the district engineer must be sufficient to ensure that the authorized activity results in no more than minimal individual and cumulative adverse environmental effects (see 33 CFR 330.1(e)(3)). (See also 33 CFR 332.3(f).)

(3) Since the likelihood of success is greater and the impacts to potentially valuable uplands are reduced, aquatic resource restoration should be the first compensatory mitigation option considered for permittee-responsible mitigation.

(4) If permittee-responsible mitigation is the proposed option, the prospective permittee is responsible for submitting a mitigation plan. A conceptual or detailed mitigation plan may be used by the district engineer to make the decision on the NWP verification request, but a final mitigation plan that addresses the applicable requirements of 33 CFR 332.4(c)(2) through (14) must be approved by the district engineer before the permittee begins work in waters of the United States, unless the district engineer determines that prior approval of the final mitigation plan is not practicable or not necessary to ensure timely completion of the required compensatory mitigation (see 33 CFR 332.3(k)(3)). If permittee-responsible mitigation is the proposed option, and the proposed compensatory mitigation site is located on land in which another federal agency holds an easement, the district engineer will coordinate with that federal agency to determine if proposed compensatory mitigation project is compatible with the terms of the easement.

(5) If mitigation bank or in-lieu fee program credits are the proposed option, the mitigation plan needs to address only the baseline conditions at the impact site and the number of credits to be provided (see 33 CFR 332.4(c)(1)(ii)).

(6) Compensatory mitigation requirements (e.g., resource type and amount to be provided as compensatory mitigation, site protection, ecological performance standards, monitoring requirements) may be addressed through conditions added to the NWP authorization, instead of components of a compensatory mitigation plan (see 33 CFR 332.4(c)(1)(ii)).

(g) Compensatory mitigation will not be used to increase the acreage losses allowed by the acreage limits of the NWP. For example, if an NWP has an acreage limit of 1/2-acre, it cannot be used to authorize any NWP activity resulting in the loss of greater than 1/2-acre of waters of the United States, even if compensatory mitigation is provided that replaces or restores some of the lost waters. However, compensatory mitigation can and should be used, as necessary, to ensure that an NWP activity already meeting the established acreage limits also satisfies the no more than minimal impact requirement for the NWPs.

(h) Permittees may propose the use of mitigation banks, in-lieu fee programs, or permittee-responsible mitigation. When developing a compensatory mitigation proposal, the permittee must consider appropriate and practicable options consistent with the framework at 33 CFR 332.3(b). For activities resulting in the loss of marine or estuarine resources, permittee-responsible mitigation may be environmentally preferable if there are no mitigation banks or in-lieu fee programs in the area that have marine or estuarine credits available for sale or transfer to the permittee. For permittee-responsible mitigation, the special conditions of the NWP verification must clearly indicate the party or parties responsible for the implementation and performance of the compensatory mitigation project, and, if required, its long-term management.

(i) Where certain functions and services of waters of the United States are permanently adversely affected by a regulated activity, such as discharges of dredged or fill material into waters

of the United States that will convert a forested or scrub-shrub wetland to a herbaceous wetland in a permanently maintained utility line right-of-way, mitigation may be required to reduce the adverse environmental effects of the activity to the no more than minimal level.

24. Safety of Impoundment

Structures. To ensure that all impoundment structures are safely designed, the district engineer may require non-Federal applicants to demonstrate that the structures comply with established state or federal, dam safety criteria or have been designed by qualified persons. The district engineer may also require documentation that the design has been independently reviewed by similarly qualified persons, and appropriate modifications made to ensure safety.

25. Water Quality. (a) Where the certifying authority (state, authorized tribe, or EPA, as appropriate) has not previously certified compliance of an NWP with CWA section 401, a CWA section 401 water quality certification for the proposed discharge must be obtained or waived (see 33 CFR 330.4(c)). If the permittee cannot comply with all of the conditions of a water quality certification previously issued by certifying authority for the issuance of the NWP, then the permittee must obtain a water quality certification or waiver for the proposed discharge in order for the activity to be authorized by an NWP.

(b) If the NWP activity requires pre-construction notification and the certifying authority has not previously certified compliance of an NWP with CWA section 401, the proposed discharge is not authorized by an NWP

until water quality certification is obtained or waived. If the certifying authority issues a water quality certification for the proposed discharge, the permittee must submit a copy of the certification to the district engineer. The discharge is not authorized by an NWP until the district engineer has notified the permittee that the water quality certification requirement has been satisfied by the issuance of a water quality certification or a waiver.

(c) The district engineer or certifying authority may require additional water quality management measures to ensure that the authorized activity does not result in more than minimal degradation of water quality.

26. Coastal Zone Management. In coastal states where an NWP has not previously received a state coastal zone management consistency concurrence, an individual state coastal zone management consistency concurrence must be obtained, or a presumption of concurrence must occur (see 33 CFR 330.4(d)). If the permittee cannot comply with all of the conditions of a coastal zone management consistency concurrence previously issued by the state, then the permittee must obtain an individual coastal zone management consistency concurrence or presumption of concurrence in order for the activity to be authorized by an NWP. The district engineer or a state may require additional measures to ensure that the authorized activity is consistent with state coastal zone management requirements.

27. Regional and Case-By-Case

Conditions. The activity must comply with any regional conditions that may have been added by the Division Engineer (see 33 CFR 330.4(e)) and with any case specific conditions added by

the Corps or by the state, Indian Tribe, or U.S. EPA in its CWA section 401 Water Quality Certification, or by the state in its Coastal Zone Management Act consistency determination.

28. Use of Multiple Nationwide

Permits. The use of more than one NWP for a single and complete project is authorized, subject to the following restrictions:

(a) If only one of the NWPs used to authorize the single and complete project has a specified acreage limit, the acreage loss of waters of the United States cannot exceed the acreage limit of the NWP with the highest specified acreage limit. For example, if a road crossing over tidal waters is constructed under NWP 14, with associated bank stabilization authorized by NWP 13, the maximum acreage loss of waters of the United States for the total project cannot exceed 1/3-acre.

(b) If one or more of the NWPs used to authorize the single and complete project has specified acreage limits, the acreage loss of waters of the United States authorized by those NWPs cannot exceed their respective specified acreage limits. For example, if a commercial development is constructed under NWP 39, and the single and complete project includes the filling of an upland ditch authorized by NWP 46, the maximum acreage loss of waters of the United States for the commercial development under NWP 39 cannot exceed 1/2-acre, and the total acreage loss of waters of United States due to the NWP 39 and 46 activities cannot exceed 1 acre.

29. Transfer of Nationwide Permit

Verifications. If the permittee sells the property associated with a nationwide

permit verification, the permittee may transfer the nationwide permit verification to the new owner by submitting a letter to the appropriate Corps district office to validate the transfer. A copy of the nationwide permit verification must be attached to the letter, and the letter must contain the following statement and signature:

“When the structures or work authorized by this nationwide permit are still in existence at the time the property is transferred, the terms and conditions of this nationwide permit, including any special conditions, will continue to be binding on the new owner(s) of the property. To validate the transfer of this nationwide permit and the associated liabilities associated with compliance with its terms and conditions, have the transferee sign and date below.”

(Transferee)

(Date)

30. Compliance Certification. Each permittee who receives an NWP verification letter from the Corps must provide a signed certification documenting completion of the authorized activity and implementation of any required compensatory mitigation. The success of any required permittee-responsible mitigation, including the achievement of ecological performance standards, will be addressed separately by the district engineer. The Corps will provide the permittee the certification document with the NWP verification letter. The certification document will include:

(a) A statement that the authorized activity was done in accordance with the NWP authorization, including any

general, regional, or activity-specific conditions;

(b) A statement that the implementation of any required compensatory mitigation was completed in accordance with the permit conditions. If credits from a mitigation bank or in-lieu fee program are used to satisfy the compensatory mitigation requirements, the certification must include the documentation required by 33 CFR 332.3(l)(3) to confirm that the permittee secured the appropriate number and resource type of credits; and

(c) The signature of the permittee certifying the completion of the activity and mitigation.

The completed certification document must be submitted to the district engineer within 30 days of completion of the authorized activity or the implementation of any required compensatory mitigation, whichever occurs later.

31. Activities Affecting Structures or Works Built by the United States.

If an NWP activity also requires review by, or permission from, the Corps pursuant to 33 U.S.C. 408 because it will alter or temporarily or permanently occupy or use a U.S. Army Corps of Engineers (USACE) federally authorized Civil Works project (a “USACE project”), the prospective permittee must submit a pre-construction notification. See paragraph (b)(10) of general condition 32. An activity that requires section 408 permission and/or review is not authorized by an NWP until the appropriate Corps office issues the section 408 permission or completes its review to alter, occupy, or use the USACE project, and the district engineer issues a written NWP verification.

- 32. Pre-Construction Notification.** (a) Pursuant to general condition 20 that the activity might have the potential to cause effects to historic properties, the permittee cannot begin the activity until receiving written notification from the Corps that there is "no effect" on listed species or "no potential to cause effects" on historic properties, or that any consultation required under Section 7 of the Endangered Species Act (see 33 CFR 330.4(f)) and/or section 106 of the National Historic Preservation Act (see 33 CFR 330.4(g)) has been completed. If the proposed activity requires a written waiver to exceed specified limits of an NWP, the permittee may not begin the activity until the district engineer issues the waiver. If the district or division engineer notifies the permittee in writing that an individual permit is required within 45 calendar days of receipt of a complete PCN, the permittee cannot begin the activity until an individual permit has been obtained. Subsequently, the permittee's right to proceed under the NWP may be modified, suspended, or revoked only in accordance with the procedure set forth in 33 CFR 330.5(d)(2).
- Timing. Where required by the terms of the NWP, the prospective permittee must notify the district engineer by submitting a pre-construction notification (PCN) as early as possible. The district engineer must determine if the PCN is complete within 30 calendar days of the date of receipt and, if the PCN is determined to be incomplete, notify the prospective permittee within that 30 day period to request the additional information necessary to make the PCN complete. The request must specify the information needed to make the PCN complete. As a general rule, district engineers will request additional information necessary to make the PCN complete only once. However, if the prospective permittee does not provide all of the requested information, then the district engineer will notify the prospective permittee that the PCN is still incomplete and the PCN review process will not commence until all of the requested information has been received by the district engineer. The prospective permittee shall not begin the activity until either:
- (1) He or she is notified in writing by the district engineer that the activity may proceed under the NWP with any special conditions imposed by the district or division engineer; or
 - (2) 45 calendar days have passed from the district engineer's receipt of the complete PCN and the prospective permittee has not received written notice from the district or division engineer. However, if the permittee was required to notify the Corps pursuant to general condition 18 that listed species or critical habitat might be affected or are in the vicinity of the activity, or to notify the Corps
- and indirect adverse environmental effects the activity would cause, including the anticipated amount of loss of wetlands, other special aquatic sites, and other waters expected to result from the NWP activity, in acres, linear feet, or other appropriate unit of measure; a description of any proposed mitigation measures intended to reduce the adverse environmental effects caused by the proposed activity; and any other NWP(s), regional general permit(s), or individual permit(s) used or intended to be used to authorize any part of the proposed project or any related activity, including other separate and distant crossings for linear projects that require Department of the Army authorization but do not require pre-construction notification. The description of the proposed activity and any proposed mitigation measures should be sufficiently detailed to allow the district engineer to determine that the adverse environmental effects of the activity will be no more than minimal and to determine the need for compensatory mitigation or other mitigation measures.
- (ii) For linear projects where one or more single and complete crossings require pre-construction notification, the PCN must include the quantity of anticipated losses of wetlands, other special aquatic sites, and other waters for each single and complete crossing of those wetlands, other special aquatic sites, and other waters (including those single and complete crossings authorized by an NWP but do not require PCNs). This information will be used by the district engineer to evaluate the cumulative adverse environmental effects of the proposed linear project, and does not change those non-PCN NWP activities into NWP PCNs.
- (b) Contents of Pre-Construction Notification: The PCN must be in writing and include the following information:
- (1) Name, address and telephone numbers of the prospective permittee;
 - (2) Location of the proposed activity;
 - (3) Identify the specific NWP or NWP(s) the prospective permittee wants to use to authorize the proposed activity;
 - (4) (i) A description of the proposed activity; the activity's purpose; direct

- (iii) Sketches should be provided when necessary to show that the activity complies with the terms of the NWP. (Sketches usually clarify the activity and when provided results in a quicker decision. Sketches should contain sufficient detail to provide an illustrative description of the proposed activity (e.g., a conceptual plan), but do not need to be detailed engineering plans);
- (5) The PCN must include a delineation of wetlands, other special aquatic sites, and other waters, such as lakes and ponds, and perennial and intermittent streams, on the project site. Wetland delineations must be prepared in accordance with the current method required by the Corps. The permittee may ask the Corps to delineate the special aquatic sites and other waters on the project site, but there may be a delay if the Corps does the delineation, especially if the project site is large or contains many wetlands, other special aquatic sites, and other waters. Furthermore, the 45-day period will not start until the delineation has been submitted to or completed by the Corps, as appropriate;
- (6) If the proposed activity will result in the loss of greater than 1/10-acre of wetlands or 3/100-acre of stream bed and a PCN is required, the prospective permittee must submit a statement describing how the mitigation requirement will be satisfied, or explaining why the adverse environmental effects are no more than minimal and why compensatory mitigation should not be required. As an alternative, the prospective permittee may submit a conceptual or detailed mitigation plan.
- (7) For non-federal permittees, if any listed species (or species proposed for listing) or designated critical habitat (or critical habitat proposed for such designation) might be affected or is in the vicinity of the activity, or if the activity is located in designated critical habitat (or critical habitat proposed for such designation), the PCN must include the name(s) of those endangered or threatened species (or species proposed for listing) that might be affected by the proposed activity or utilize the designated critical habitat (or critical habitat proposed for such designation) that might be affected by the proposed activity. For NWP activities that require pre-construction notification, Federal permittees must provide documentation demonstrating compliance with the Endangered Species Act;
- (8) For non-federal permittees, if the NWP activity might have the potential to cause effects to a historic property listed on, determined to be eligible for listing on, or potentially eligible for listing on, the National Register of Historic Places, the PCN must state which historic property might have the potential to be affected by the proposed activity or include a vicinity map indicating the location of the historic property. For NWP activities that require pre-construction notification, Federal permittees must provide documentation demonstrating compliance with section 106 of the National Historic Preservation Act;
- (9) For an activity that will occur in a component of the National Wild and Scenic River System, or in a river officially designated by Congress as a "study river" for possible inclusion in the system while the river is in an official study status, the PCN must identify the Wild and Scenic River or the "study river" (see general condition 16); and
- (10) For an NWP activity that requires permission from, or review by, the Corps pursuant to 33 U.S.C. 408 because it will alter or temporarily or permanently occupy or use a U.S. Army Corps of Engineers federally authorized civil works project, the pre-construction notification must include a statement confirming that the project proponent has submitted a written request for section 408 permission from, or review by, the Corps office having jurisdiction over that USACE project.
- (c) Form of Pre-Construction Notification: The nationwide permit pre-construction notification form (Form ENG 6082) should be used for NWP PCNs. A letter containing the required information may also be used. Applicants may provide electronic files of PCNs and supporting materials if the district engineer has established tools and procedures for electronic submittals.
- (d) Agency Coordination: (1) The district engineer will consider any comments from Federal and state agencies concerning the proposed activity's compliance with the terms and conditions of the NWPs and the need for mitigation to reduce the activity's adverse environmental effects so that they are no more than minimal.
- (2) Agency coordination is required for: (i) All NWP activities that require pre-construction notification and result in the loss of greater than 1/2-acre of waters of the United States; (ii) NWP 13 activities in excess of 500 linear feet, fills greater than one cubic yard per running foot, or involve discharges of dredged or fill material into special aquatic sites;

and (iii) NWP 54 activities in excess of 500 linear feet, or that extend into the waterbody more than 30 feet from the mean low water line in tidal waters or the ordinary high water mark in the Great Lakes.

(3) When agency coordination is required, the district engineer will immediately provide (e.g., via email, facsimile transmission, overnight mail, or other expeditious manner) a copy of the complete PCN to the appropriate Federal or state offices (FWS, state natural resource or water quality agency, EPA, and, if appropriate, the NMFS). With the exception of NWP 37, these agencies will have 10 calendar days from the date the material is transmitted to notify the district engineer via telephone, facsimile transmission, or email that they intend to provide substantive, site-specific comments. The comments must explain why the agency believes the adverse environmental effects will be more than minimal. If so contacted by an agency, the district engineer will wait an additional 15 calendar days before making a decision on the pre-construction notification. The district engineer will fully consider agency comments received within the specified time frame concerning the proposed activity's compliance with the terms and conditions of the NWPs, including the need for mitigation to ensure that the net adverse environmental effects of the proposed activity are no more than minimal. The district engineer will provide no response to the resource agency, except as provided below. The district engineer will indicate in the administrative record associated with each pre-construction notification that the resource agencies' concerns were

considered. For NWP 37, the emergency watershed protection and rehabilitation activity may proceed immediately in cases where there is an unacceptable hazard to life or a significant loss of property or economic hardship will occur. The district engineer will consider any comments received to decide whether the NWP 37 authorization should be modified, suspended, or revoked in accordance with the procedures at 33 CFR 330.5.

(4) In cases of where the prospective permittee is not a Federal agency, the district engineer will provide a response to NMFS within 30 calendar days of receipt of any Essential Fish Habitat conservation recommendations, as required by section 305(b)(4)(B) of the Magnuson-Stevens Fishery Conservation and Management Act.

(5) Applicants are encouraged to provide the Corps with either electronic files or multiple copies of pre-construction notifications to expedite agency coordination.

D. District Engineer's Decision

1. In reviewing the PCN for the proposed activity, the district engineer will determine whether the activity authorized by the NWP will result in more than minimal individual or cumulative adverse environmental effects or may be contrary to the public interest. If a project proponent requests authorization by a specific NWP, the district engineer should issue the NWP verification for that activity if it meets the terms and conditions of that NWP, unless he or she determines, after considering mitigation, that the proposed activity

will result in more than minimal individual and cumulative adverse effects on the aquatic environment and other aspects of the public interest and exercises discretionary authority to require an individual permit for the proposed activity. For a linear project, this determination will include an evaluation of the single and complete crossings of waters of the United States that require PCNs to determine whether they individually satisfy the terms and conditions of the NWP(s), as well as the cumulative effects caused by all of the crossings of waters of the United States authorized by an NWP. If an applicant requests a waiver of an applicable limit, as provided for in NWPs 13, 36, or 54, the district engineer will only grant the waiver upon a written determination that the NWP activity will result in only minimal individual and cumulative adverse environmental effects.

2. When making minimal adverse environmental effects determinations the district engineer will consider the direct and indirect effects caused by the NWP activity. He or she will also consider the cumulative adverse environmental effects caused by activities authorized by an NWP and whether those cumulative adverse environmental effects are no more than minimal. The district engineer will also consider site specific factors, such as the environmental setting in the vicinity of the NWP activity, the type of resource that will be affected by the NWP activity, the functions provided by the aquatic resources that will be affected by the NWP activity, the degree or magnitude to which the aquatic resources perform those functions, the extent that aquatic resource functions will be lost as a result of the NWP activity (e.g., partial or complete loss), the duration of the adverse effects

(temporary or permanent), the importance of the aquatic resource functions to the region (e.g., watershed or ecoregion), and mitigation required by the district engineer. If an appropriate functional or condition assessment method is available and practicable to use, that assessment method may be used by the district engineer to assist in the minimal adverse environmental effects determination. The district engineer may add case-specific special conditions to the NWP authorization to address site-specific environmental concerns.

3. If the proposed activity requires a PCN and will result in a loss of greater than 1/10-acre of wetlands or 3/100-acre of stream bed, the prospective permittee should submit a mitigation proposal with the PCN. Applicants may also propose compensatory mitigation for NWP activities with smaller impacts, or for impacts to other types of waters. The district engineer will consider any proposed compensatory mitigation or other mitigation measures the applicant has included in the proposal in determining whether the net adverse environmental effects of the proposed activity are no more than minimal. The compensatory mitigation proposal may be either conceptual or detailed. If the district engineer determines that the activity complies with the terms and conditions of the NWP and that the adverse environmental effects are no more than minimal, after considering mitigation, the district engineer will notify the permittee and include any activity-specific conditions in the NWP verification the district engineer deems necessary. Conditions for compensatory mitigation requirements must comply with the

appropriate provisions at 33 CFR 332.3(k). The district engineer must approve the final mitigation plan before the permittee commences work in waters of the United States, unless the district engineer determines that prior approval of the final mitigation plan is not practicable or not necessary to ensure timely completion of the required compensatory mitigation. If the prospective permittee elects to submit a compensatory mitigation plan with the PCN, the district engineer will expeditiously review the proposed compensatory mitigation plan. The district engineer must review the proposed compensatory mitigation plan within 45 calendar days of receiving a complete PCN and determine whether the proposed mitigation would ensure that the NWP activity results in no more than minimal adverse environmental effects. If the net adverse environmental effects of the NWP activity (after consideration of the mitigation proposal) are determined by the district engineer to be no more than minimal, the district engineer will provide a timely written response to the applicant. The response will state that the NWP activity can proceed under the terms and conditions of the NWP, including any activity-specific conditions added to the NWP authorization by the district engineer.

4. If the district engineer determines that the adverse environmental effects of the proposed activity are more than minimal, then the district engineer will notify the applicant either: (a) That the activity does not qualify for authorization under the NWP and instruct the applicant on the procedures to seek authorization under an individual permit; (b) that

the activity is authorized under the NWP subject to the applicant's submission of a mitigation plan that would reduce the adverse environmental effects so that they are no more than minimal; or (c) that the activity is authorized under the NWP with specific modifications or conditions. Where the district engineer determines that mitigation is required to ensure no more than minimal adverse environmental effects, the activity will be authorized within the 45-day PCN period (unless additional time is required to comply with general conditions 18, 20, and/or 31), with activity-specific conditions that state the mitigation requirements. The authorization will include the necessary conceptual or detailed mitigation plan or a requirement that the applicant submit a mitigation plan that would reduce the adverse environmental effects so that they are no more than minimal. When compensatory mitigation is required, no work in waters of the United States may occur until the district engineer has approved a specific mitigation plan or has determined that prior approval of a final mitigation plan is not practicable or not necessary to ensure timely completion of the required compensatory mitigation.

E. Further Information

1. District engineers have authority to determine if an activity complies with the terms and conditions of an NWP.
2. NWPs do not obviate the need to obtain other federal, state, or local permits, approvals, or authorizations required by law.
3. NWPs do not grant any property rights or exclusive privileges.
4. NWPs do not authorize any injury to the property or rights of others.

5. NWP's do not authorize interference with any existing or proposed Federal project (see general condition 31).

F. Definitions

Best management practices (BMPs):

Policies, practices, procedures, or structures implemented to mitigate the adverse environmental effects on surface water quality resulting from development. BMPs are categorized as structural or non-structural.

Compensatory mitigation: The restoration (re-establishment or rehabilitation), establishment (creation), enhancement, and/or in certain circumstances preservation of aquatic resources for the purposes of offsetting unavoidable adverse impacts which remain after all appropriate and practicable avoidance and minimization has been achieved.

Currently serviceable: Useable as is or with some maintenance, but not so degraded as to essentially require reconstruction.

Direct effects: Effects that are caused by the activity and occur at the same time and place.

Discharge: The term "discharge" means any discharge of dredged or fill material into waters of the United States.

Ecological reference: A model used to plan and design an aquatic habitat and riparian area restoration, enhancement, or establishment activity under NWP 27. An ecological reference may be based on the structure, functions, and dynamics of an aquatic habitat type or a riparian area type that currently exists in the region where the proposed NWP 27 activity is located. Alternatively, an

ecological reference may be based on a conceptual model for the aquatic habitat type or riparian area type to be restored, enhanced, or established as a result of the proposed NWP 27 activity. An ecological reference takes into account the range of variation of the aquatic habitat type or riparian area type in the region.

Enhancement: The manipulation of the physical, chemical, or biological characteristics of an aquatic resource to heighten, intensify, or improve a specific aquatic resource function(s). Enhancement results in the gain of selected aquatic resource function(s), but may also lead to a decline in other aquatic resource function(s). Enhancement does not result in a gain in aquatic resource area.

Establishment (creation): The manipulation of the physical, chemical, or biological characteristics present to develop an aquatic resource that did not previously exist at an upland site. Establishment results in a gain in aquatic resource area.

High Tide Line: The line of intersection of the land with the water's surface at the maximum height reached by a rising tide. The high tide line may be determined, in the absence of actual data, by a line of oil or scum along shore objects, a more or less continuous deposit of fine shell or debris on the foreshore or berm, other physical markings or characteristics, vegetation lines, tidal gages, or other suitable means that delineate the general height reached by a rising tide. The line encompasses spring high tides and other high tides that occur with periodic frequency but does not include storm surges in which there is a departure from the

normal or predicted reach of the tide due to the piling up of water against a coast by strong winds such as those accompanying a hurricane or other intense storm.

Historic Property: Any prehistoric or historic district, site (including archaeological site), building, structure, or other object included in, or eligible for inclusion in, the National Register of Historic Places maintained by the Secretary of the Interior. This term includes artifacts, records, and remains that are related to and located within such properties. The term includes properties of traditional religious and cultural importance to an Indian tribe or Native Hawaiian organization and that meet the National Register criteria (36 CFR part 60).

Independent utility: A test to determine what constitutes a single and complete non-linear project in the Corps Regulatory Program. A project is considered to have independent utility if it would be constructed absent the construction of other projects in the project area. Portions of a multi-phase project that depend upon other phases of the project do not have independent utility. Phases of a project that would be constructed even if the other phases were not built can be considered as separate single and complete projects with independent utility.

Indirect effects: Effects that are caused by the activity and are later in time or farther removed in distance, but are still reasonably foreseeable.

Loss of waters of the United States: Waters of the United States that are permanently adversely affected by filling, flooding, excavation, or drainage because of the regulated activity. The loss of stream bed includes the acres of stream bed that are permanently

adversely affected by filling or excavation because of the regulated activity. Permanent adverse effects include permanent discharges of dredged or fill material that change an aquatic area to dry land, increase the bottom elevation of a waterbody, or change the use of a waterbody. The acreage of loss of waters of the United States is a threshold measurement of the impact to jurisdictional waters or wetlands for determining whether a project may qualify for an NWP; it is not a net threshold that is calculated after considering compensatory mitigation that may be used to offset losses of aquatic functions and services. Waters of the United States temporarily filled, flooded, excavated, or drained, but restored to pre-construction contours and elevations after construction, are not included in the measurement of loss of waters of the United States. Impacts resulting from activities that do not require Department of the Army authorization, such as activities eligible for exemptions under section 404(f) of the Clean Water Act, are not considered when calculating the loss of waters of the United States.

Navigable waters: Waters subject to section 10 of the Rivers and Harbors Act of 1899. These waters are defined at 33 CFR part 329.

Non-tidal wetland: A non-tidal wetland is a wetland that is not subject to the ebb and flow of tidal waters. Non-tidal wetlands contiguous to tidal waters are located landward of the high tide line (i.e., spring high tide line).

Open water: For purposes of the NWPs, an open water is any area that in a year with normal patterns of precipitation has water flowing or

standing above ground to the extent that an ordinary high water mark can be determined. Aquatic vegetation within the area of flowing or standing water is either non-emergent, sparse, or absent. Vegetated shallows are considered to be open waters. Examples of “open waters” include rivers, streams, lakes, and ponds.

Ordinary High Water Mark: The term ordinary high water mark means that line on the shore established by the fluctuations of water and indicated by physical characteristics such as a clear, natural line impressed on the bank, shelving, changes in the character of soil, destruction of terrestrial vegetation, the presence of litter and debris, or other appropriate means that consider the characteristics of the surrounding areas.

Perennial stream: A perennial stream has surface water flowing continuously year-round during a typical year.

Practicable: Available and capable of being done after taking into consideration cost, existing technology, and logistics in light of overall project purposes.

Pre-construction notification: A request submitted by the project proponent to the Corps for confirmation that a particular activity is authorized by nationwide permit. The request may be a permit application, letter, or similar document that includes information about the proposed work and its anticipated environmental effects. Pre-construction notification may be required by the terms and conditions of a nationwide permit, or by regional conditions. A pre-construction notification may be voluntarily submitted in cases where pre-

construction notification is not required and the project proponent wants confirmation that the activity is authorized by nationwide permit.

Preservation: The removal of a threat to, or preventing the decline of, aquatic resources by an action in or near those aquatic resources. This term includes activities commonly associated with the protection and maintenance of aquatic resources through the implementation of appropriate legal and physical mechanisms. Preservation does not result in a gain of aquatic resource area or functions.

Re-establishment: The manipulation of the physical, chemical, or biological characteristics of a site with the goal of returning natural/historic functions to a former aquatic resource. Re-establishment results in rebuilding a former aquatic resource and results in a gain in aquatic resource area and functions.

Rehabilitation: The manipulation of the physical, chemical, or biological characteristics of a site with the goal of repairing natural/historic functions to a degraded aquatic resource. Rehabilitation results in a gain in aquatic resource function, but does not result in a gain in aquatic resource area.

Restoration: The manipulation of the physical, chemical, or biological characteristics of a site with the goal of returning natural/historic functions to a former or degraded aquatic resource. For the purpose of tracking net gains in aquatic resource area, restoration is divided into two categories: Re-establishment and rehabilitation.

Riffle and pool complex: Riffle and pool complexes are special aquatic sites under the 404(b)(1) Guidelines. Riffle and pool complexes sometimes

characterize steep gradient sections of streams. Such stream sections are recognizable by their hydraulic characteristics. The rapid movement of water over a coarse substrate in riffles results in a rough flow, a turbulent surface, and high dissolved oxygen levels in the water. Pools are deeper areas associated with riffles. A slower stream velocity, a streaming flow, a smooth surface, and a finer substrate characterize pools.

Riparian areas: Riparian areas are lands next to streams, lakes, and estuarine-marine shorelines. Riparian areas are transitional between terrestrial and aquatic ecosystems, through which surface and subsurface hydrology connects riverine, lacustrine, estuarine, and marine waters with their adjacent wetlands, non-wetland waters, or uplands. Riparian areas provide a variety of ecological functions and services and help improve or maintain local water quality. (See general condition 23.)

Shellfish seeding: The placement of shellfish seed and/or suitable substrate to increase shellfish production. Shellfish seed consists of immature individual shellfish or individual shellfish attached to shells or shell fragments (i.e., spat on shell). Suitable substrate may consist of shellfish shells, shell fragments, or other appropriate materials placed into waters for shellfish habitat.

Single and complete linear project: A linear project is a project constructed for the purpose of getting people, goods, or services from a point of origin to a terminal point, which often involves multiple crossings of one or more waterbodies at separate and distant locations. The term “single and complete project” is defined as that

portion of the total linear project proposed or accomplished by one owner/developer or partnership or other association of owners/developers that includes all crossings of a single water of the United States (i.e., a single waterbody) at a specific location. For linear projects crossing a single or multiple waterbodies several times at separate and distant locations, each crossing is considered a single and complete project for purposes of NWP authorization. However, individual channels in a braided stream or river, or individual arms of a large, irregularly shaped wetland or lake, etc., are not separate waterbodies, and crossings of such features cannot be considered separately.

Single and complete non-linear project: For non-linear projects, the term “single and complete project” is defined at 33 CFR 330.2(i) as the total project proposed or accomplished by one owner/developer or partnership or other association of owners/developers. A single and complete non-linear project must have independent utility (see definition of “independent utility”). Single and complete non-linear projects may not be “piecemealed” to avoid the limits in an NWP authorization.

Stormwater management: Stormwater management is the mechanism for controlling stormwater runoff for the purposes of reducing downstream erosion, water quality degradation, and flooding and mitigating the adverse effects of changes in land use on the aquatic environment.

Stormwater management facilities: Stormwater management facilities are

those facilities, including but not limited to, stormwater retention and detention ponds and best management practices, which retain water for a period of time to control runoff and/or improve the quality (i.e., by reducing the concentration of nutrients, sediments, hazardous substances and other pollutants) of stormwater runoff.

Stream bed: The substrate of the stream channel between the ordinary high water marks. The substrate may be bedrock or inorganic particles that range in size from clay to boulders. Wetlands contiguous to the stream bed, but outside of the ordinary high water marks, are not considered part of the stream bed.

Stream channelization: The manipulation of a stream's course, condition, capacity, or location that causes more than minimal interruption of normal stream processes. A channelized jurisdictional stream remains a water of the United States.

Structure: An object that is arranged in a definite pattern of organization. Examples of structures include, without limitation, any pier, boat dock, boat ramp, wharf, dolphin, weir, boom, breakwater, bulkhead, revetment, riprap, jetty, artificial island, artificial reef, permanent mooring structure, power transmission line, permanently moored floating vessel, piling, aid to navigation, or any other manmade obstacle or obstruction.

Tidal wetland: A tidal wetland is a jurisdictional wetland that is inundated by tidal waters. Tidal waters rise and fall in a predictable and measurable rhythm or cycle due to the gravitational pulls of the moon and sun. Tidal waters end where the rise and fall of the water surface can no longer be practically measured in a predictable rhythm due

to masking by other waters, wind, or other effects. Tidal wetlands are located channelward of the high tide line.

Tribal lands: Any lands title to which is either: (1) Held in trust by the United States for the benefit of any Indian tribe or individual; or (2) held by any Indian tribe or individual subject to restrictions by the United States against alienation.

Tribal rights: Those rights legally accruing to a tribe or tribes by virtue of inherent sovereign authority, unextinguished aboriginal title, treaty, statute, judicial decisions, executive order or agreement, and that give rise to legally enforceable remedies.

Vegetated shallows: Vegetated shallows are special aquatic sites under the 404(b)(1) Guidelines. They are areas that are permanently inundated and under normal circumstances have rooted aquatic vegetation, such as seagrasses in marine and estuarine systems and a variety of vascular rooted plants in freshwater systems.

Waterbody: For purposes of the NWP, a waterbody is a “water of the United States.” If a wetland is adjacent to a waterbody determined to be a water of the United States, that waterbody and any adjacent wetlands are considered together as a single aquatic unit (see 33 CFR 328.4(c)(2)).

STRUCTURE GEOTECHNICAL REPORT

PRATT ROAD OVER SOMONAUK CREEK

SANDWICH, ILLINOIS

PREPARED FOR:

MR. IAN P. NILAUSEN, PE
HAMPTON, LENZINI AND RENWICK, INC.
380 SHEPARD DRIVE
ELGIN, ILLINOIS



PREPARED BY:

WILLIAM J. WYZGALA, P.E.
MIDLAND STANDARD ENGINEERING & TESTING
410 NOLEN DRIVE SOUTH ELGIN, ILLINOIS 60177
(847) 844-1895

JULY 2023



Original Report Date: 7/28/23 Proposed SN: _____ Route: Pratt Road
Revised Date: _____ Existing SN: _____ Section: _____
Geotechnical Engineer: Midland Standard Engineering & Testing, County: Kane
Structural Engineer: Hampton, Lenzini & Renwick, Inc. Contract: _____

Indicate the proposed structure type, substructure types, and foundation locations (attach plan and elevation drawing): see Section 1, attached

Discuss the existing boring data, existing plans foundation information, new subsurface exploration and need for any additional exploration to be provided with SGR Technical Memo (attach all data and subsurface profile plot): see Section 2, attached

Provide the location and maximum height of any new soil fill or magnitude of footing bearing pressure. Estimate the amount and time of the expected settlement. Indicate if further testing, analysis, and/or ground improvement/treatment is necessary: see Section 3, attached

Identify any new cuts or fill slope angles and heights. Estimate the factor of safety against slope failure. Indicate if further testing, analysis or ground improvement/treatment is necessary: see Section 4 attached

Indicate at each substructure, the 100-year and 200-year total scour depths in the Hydraulics report, the non-granular scour depth reduction, the proposed ground surface, and the recommended foundation design scour elevations: see Section 5, attached

Determining the seismic soil site class, the seismic performance zone, the 0.2 and 1.0 second design spectral accelerations and indicate if that the soils are liquefiable: see Section 6, attached

Confirm feasibility of the proposed foundation or wall type and provide design parameters. Attach a pile design table indicating feasible pile types, various nominal required bearings, factored resistances available and corresponding estimated lengths at locations where piles will be used. Provide factored bearing resistance and unit sliding resistance at various elevations and confirm no ground improvement/treatment is necessary where spread footings are proposed. Estimated top of rock elevations as well as preliminary factored unit side and tip resistance values shall be indicated when drilled shafts are proposed: see Section 7, attached

Calculate the estimated water surface elevation and determine the need for cofferdams (type 1 or 2), and seal coat: see Section 8, attached

Assess the need for sheeting or soil retention or temporary construction slope and provide recommendation for other construction concerns: see Section 9, attached

Section 1

Project Description and Location

The project consists of the replacement of an existing bridge structure that carries Pratt Road over Somonauk Creek, roughly 0.45 miles east of Somonauk Road in Sandwich, Illinois. The existing bridge is a three span structure, with a total length of roughly 85 feet. The deck accommodates two traffic lanes and there is no skew.

Proposed Bridge Structure and Substructure Type

The bridge is planned to be lengthened to roughly 125 feet and is anticipated to be a 2 to 3 span structure.

Section 2

Soil Boring Locations

For the bridge replacement, two structure soil borings were made, one at each proposed abutment, labeled SB-1 and SB-2. Reference the attached Boring Location Diagram for details of the boring locations.

Subsurface Conditions

Details of the soil profile encountered, with field and laboratory test results are presented on the Boring Logs attached to this report.

Both of the abutment soil borings were located in pavement and 4-1/2 to 7 inches of bituminous concrete was found to overlie 11-1/2 to 20 inches of granular base course.

Below the pavement materials, road embankment FILL was encountered extending to a depth of 8.5 feet. The Fill is composed of very stiff CAY, A-6, slightly to medium dense Silty LOAM, A-4, and medium dense SAND with Gravel, A-1-b.

Below the FILL, layered, natural alluvial deposits including stiff Silty Clay LOAM, A-7-6, very loose Silty LOAM, A-4, and slightly to medium dense SAND with Gravel, A-2 to A-1-b. Density and strength pick up around 14 feet below the surface in cohesive deposits (SB-1) and in granular deposits (SB-2).

At SB-1, from a depth of 15 to 28 feet, stiff to hard CLAY A-6 was encountered with moisture contents, Mc of 9% to 17% and unconfined compressive strength, Qu of 2.0 to 4.5 tons per square foot. From a depth of 28 feet to 44 feet, medium dense SAND A-2 and dense SAND with Silt, A-2-4 was encountered. Very stiff to hard CLAY, A-6 was encountered from a depth of 44 feet to 59.5 feet. The CLAY had a Mc of 9% to 16% and a Qu of 2.5 to 4.31 tsf. Dense to very dense SAND, A-2 to SAND with Gravel, A-1-b was encountered below 63.5 feet to end of the boring at 70 feet.

At SB-2, below a depth of 14 feet, granular soil types were encountered, continuous to the end of the boring at a depth of 60 feet. The granular soil included medium dense SAND with Gravel, A-1-6, and medium dense to dense SAND, A-2 with a standard penetration resistance, N value of 19 to 39 blows per foot, with one sample at 48.5 to 50 feet at 50 bpf.

Section 3

Location and Height of New Fill

A large scale road improvement with placement of road embankment FILL for grade changes is not anticipated.

General Embankment Fill Construction

Where road embankment widening or grade change fill is required, the following steps should be taken. Fill placed on existing slopes will require "stepping" procedures per IDOT guidelines to insure proper bonding of new fill to existing soil. All earthwork excavation, backfill, embankment and subgrade preparation should be conducted in accordance with the requirements of Sections 200 and 300 of the current IDOT "Standard Specifications for Road and Bridge Construction".

Moisture-density relationships should be developed from materials obtained from the site excavations and from off-site borrow sources. These relationships should be used to monitor FILL and backfill placement and compaction. A standard earthwork shrinkage factor of fifteen percent should be used for clayey borrow soils that are used for fill.

Existing Pavement

The existing pavement was found to be 4-1/2 to 7 inches of bituminous concrete over 11-1/2 to 20 inches of granular base course. The thicker section 7 inches over 20 inches is at SB-1 west of the bridge.

Section 4

New Slope Angles and Height

Embankment side slopes at 3 horizontal to 1 vertical are expected in all areas. The slope heights range from 6 to 8 feet at the bridge/creek tapering to one foot or less out from the bridge. The new slopes for the widened embankment will be constructed in lifts and by stepping into the existing slope.

Section 5

Scour Depth Considerations

A sample of the creek bed material was obtained directly from the creek. The material classified as following grain size data was obtained for the test samples:

Table 1 - Channel Grain Size Data

| | | | | |
|-------------------|----------------------|---------------|---------------|----------------|
| Creek Bed Soil #1 | Depth 13.5' to 15.0' | GRAVEL, A-1-a | D50=4.8298 mm | D90=20.9776 mm |
|-------------------|----------------------|---------------|---------------|----------------|

The determination of the depth of future scour at the bridge locations is based on this grain size data as well as the stream water flow velocities and levels. Scour depth calculations will be provided by the project hydraulic engineer.

Permanent sheet piling, riprap, gabions, or a paved channel are some of the methods that can be used to prevent the loss of foundation bearing soil from the erosion process of the moving stream flow. The method included in the design should provide positive protection against loss of soil as required by the hydraulic engineers report, especially if footings are used to support any structures.

Section 6

Seismic Design Parameters

The site Spectral Response Accelerations have been calculated using USGS Earthquake software and the AASHTO 2009 reference document. Based on the medium dense to dense Sand and Gravel soil conditions, the LRFD Seismic Soil Site Class Definition Category is Class D. The following parameters were determined, reference the attached USGS Earthquake software output data.

| | |
|---|-------|
| Site Performance Zone, SPZ | 0 |
| Site Specific Design Response Spectrum Coefficients | |
| As | 0.078 |
| Sds | 0.165 |
| Sd1 | 0.093 |

Section 7

General Design Specifications

The assumed design methodology for the structure is the current edition of the AASTHO LRFD Bridge Design Specifications. Abutment foundation and wingwalls should be proportioned for all applicable load combinations in LRFD Articles 3.4.1 and shall be designed for all the relevant strength, service, and extreme limit states.

Foundation Types for Consideration

Considering the soil types encountered and the size of the structure, a foundation system consisting of concrete abutment stub walls supported on driven piles is anticipated.

Abutment Pile Design and Pile Length Estimates

For project budgeting purposes, a preliminary analysis of the pile capacity with embedment depth was performed for the strength limit case using a resistance factor of 0.55. Please note that the actual pile lengths may be controlled by driving resistance, or lateral loading resistance.

The pile length estimates were performed using IDOT BBS Foundations and Geotechnical Units 'IDOT Static Method of Estimating Pile Length' Excel Spreadsheet (Modified 10/18/2011) for the two boring locations. The basic assumptions used in this early design stage are as follows:

Table 3 – Pile Length Estimate *Assumptions*

| | |
|----------------------------|--------------------------------|
| Total Factored Load | 2000k(Strength I) |
| Max Factored Load per Pile | 285k (Strength I) @ 5' Spacing |
| Length of Abutment | 35' |
| Bottom of West Abutment | 667 |
| Scour Depth/elevation | 662 |

The Factored Resistance Available (FRA) with depth at each boring location for many pile types is provided in the attachments to this report. The attached Pile design Table provides estimated pile capacity versus length for many pile types. The selection of pile type should include a cost analysis. Because of the short span length of the bridge, most pile types can be used with an integral stub abutment. The IDOT spreadsheet capacity, per the assumptions, for a few pile types are highlighted in the table below for comparison.

| Pile Type | Boring | Pile Length | Factored Resistance Available | Pile Distress, Elevation |
|--------------------------------|--------|-------------|-------------------------------|--------------------------|
| Metal Shell 14" w/0.25" walls | SB-1 | 21' | 179 k | 644 |
| | SB-2 | 21' | 203 k | 644 |
| Metal Shell 14" w/0.312" walls | SB-1 | 46' | 256 k | 623 |
| | SB-2 | 31' | 295 k | 633 |
| Metal Shell 16" w/0.312" walls | SB-1 | 46' | 297 k | 623 |
| | SB-2 | 26' | 336 k | 640 |
| HP 14 x 89 | SB-1 | 56' | 282 k | NA |
| | SB-2 | 56' | 214 k | NA |

Furnished Pile Lengths/Test Piles

Test piles should be inspected and monitored for damage, especially if they are designed to extend into the dense Sand and Gravels. All material and installation work should be done in accordance with Section 512 of the Standard Specifications for Road and Bridge Construction. Test piles should be driven, one at each abutment, per Section 512.15 of the Standard Specifications for Road and Bridge Construction to determine the furnished pile length per Section 512.16. Piles should extend a minimum of one foot into the concrete pile cap, per the bridge manual. Construction verification of pile capacities should be made using the WSDOT formula and in accordance with Section 512.

LRFD Pile Lateral Capacity Parameters-Service Limit State

The geotechnical LRFD lateral pile design parameters relate to the service limit state involving the estimated lateral displacement of the pile under various loading conditions. Typically, the analysis is performed with computer software such as LPILE, Allpile, Com 64, or similar programs. The lateral soil strength parameters that can be used for this analysis, based on the soil borings made at the site, are presented in the table given below. The analysis should check lateral deflection, bending moments, shear and fixity.

Table 4 Lateral Soil Strength for Bridge Piles

| Soil Layer Description | Elevation | Soil Unit Weight, pcf | Cohesion C, psf | Internal Angle of Friction | Lat. Strength Coeff. K, pci | Strain Factor, E ₅₀ |
|-------------------------------------|------------|-----------------------|-----------------|----------------------------|-----------------------------|--------------------------------|
| SB-1 | | | | | | |
| CLAY, A-6 Qu 1.5 to 4.5 tsf | 665 to 651 | 70* | 3000 | 0 | 1000 | 0.0050 |
| SAND, A-2 N=26 to 40 bpf | 651 to 635 | 70* | 0 | 36° | 60 | NA |
| CLAY, A-6 Qu 2.5 to 4.31 tsf | 635 to 620 | 70* | 3500 | 0 | 1170 | 0.0048 |
| SAND, A-2 & A-1-b N=37 to 63 bpf | 620 to 609 | 70* | 0 | 40° | 125 | NA |
| SB-2 | | | | | | |
| SAND, A-1-b N=19 to 21 bpf | 665 to 658 | 70* | 0 | 32° | 60 | NA |
| SAND, A-2 N=17 to 34 bpf | 658 to 619 | 70* | 0 | 34° | 60 | NA |

Note: * saturated

ABUTMENT WALLS

Earth Pressures for Abutment Wall Design

Considering the wall will retain sandy clay embankment fill and sand backfill, a moist unit weight of 125 pcf and an internal angle of friction of 30° can be applied to earth pressure determinations. Based on these soil parameters, an active earth pressure of 40 pounds per square foot per foot depth/equivalent fluid pressure can be used for design analysis in all cases where drained conditions are provided behind the walls to prevent the accumulation of hydrostatic pressures. It is emphasized that these active pressures assume that the wall is allowed to yield, enough to allow an active pressure state to develop. For design of rigidly restrained walls, an at-rest earth pressure of 65 pounds per square foot per foot depth equivalent fluid pressure can be used.

The effects of surcharge loads and live loads, and the effect of sloping ground behind the wall should be added to the earth pressure loading given above.

Wall Backfill & Drainage

To reduce the amount of additional pressure applied to the wall by high groundwater, swelling of backfill soils, and in cold climates, the formation of ice lenses behind the wall, proper drainage of the backfill is essential. Free draining granular soil with a silt and clay content of less than 6 percent, such as IDOT Porous Granular Backfill, Section 209 of the "Standard Specification for Road and Bridge Construction" or IDOT CA-7 gradation is recommended for the drainage layer behind the wall. The drainage layer should extend a minimum of two (2) feet out from the back of the wall, and an outlet for water should be provided at the base of the back fill in the form of properly spaced weep holes through the wall or a perforated, continuous drain pipe.

The remainder of the backfill can be well-graded aggregate, such as IDOT CA-6, compactable sand, or suitable embankment fill. All materials and installation procedure should be in accordance with Section 502 of the Standard Specification for Road and bridge construction.

The drainage layer and the backfill should be placed in uniform 10" lifts and compacted to 95 percent of ASTM D-698, standard proctor. The backfill should be compacted with appropriately sized equipment so that the wall is not damaged or moved.

Foundation Backfill

All foundation elements should be backfilled in accordance with Article 502.10 'Backfilling', in Excavation for Structures Section 502 of the Standard Specifications for Road and Bridge Construction.

Creek Channel Side Slopes

The creek channel side slope design and protection is part of the hydraulic analysis for the project performed by others in accordance with the IDOT Hydraulic Manual. Typically, open, spill through abutments and or 2H to 1V rip-rap armored slope walls provide scour counter measures.

Section 8 and 9

Groundwater Conditions

Ground water levels measured in the boreholes were measured at a depth of 12.5 feet below the pavement surface at the time of the drilling operations. The creek water level will influence the ground water at this site.

Stub Abutment/Pile Caps

Current plans show stub abutments support by piles at the bridge ends. Shallow excavations, approximately 6 to 8 feet into the existing road embankment fill is anticipated to install the stub abutment/pile cap. Ground water is anticipated to seep into excavations at this level. The contractor should be prepared to control this water during construction of the bridge foundation.

Foundation Construction Considerations

Excavations to install the stub abutments and retaining wall will encounter soft clays and saturated granular deposits that will not remain vertical, even for a short period of time. OSHA requirements dictate the use of sloping back or shoring and bracing of the excavation during construction. All work should be done in accordance with OSHA and local requirements. The contractor is responsible for the design of all construction bracing systems. Based on the natural soil profile encountered in the borings, and considering the shallow bedrock, the general IDOT Temporary Sheet Pile Design Guidelines cannot be used.

Attachments: Boring/Site Location Diagram
Soil Profile Drawing
Boring Logs, SB-1 & SB-2
Seismic Data Sheet
Particle Size Distribution Report
General Notes

Boring Location Map

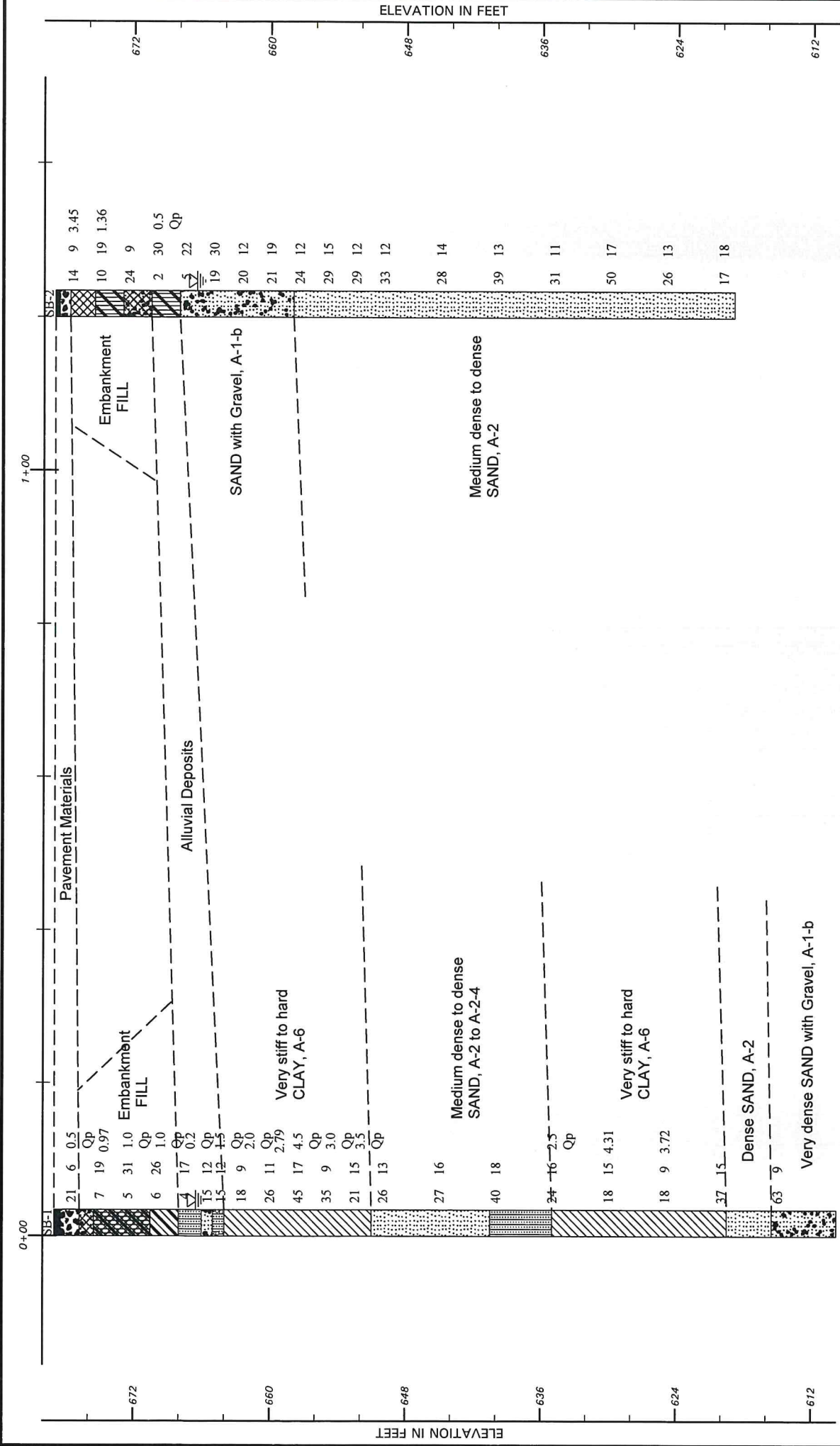
Pratt Road over Somonauk Crrek
Sandwich, Illinois
MSET Project No. 23483

Legend

- Soil Boring



Google Earth



Plan View

| | | | |
|--|--|----------------------|---------------|
| Midland Standard Engineering & Testing | | | |
| GENERALIZED SOIL PROFILE | | | |
| HORIZONTAL SCALE: 1"=proportional' | | DRAWN BY/APPROVED BY | DATE DRAWN |
| VERTICAL SCALE: 1"=12' | | | 7/28/2023 |
| Pratt Road Over Somomauk Creek | | | |
| PROJECT NO. 23483 | | | FIGURE NUMBER |

PROJECT: **Pratt Road Over Somomauk Creek**SITE LOCATION: **Sandwich, IL**BORING LOCATION: **West Abutment**CLIENT: **Hampton Legzini Renwick, Inc.**

| DEPTH (feet) | SOIL TYPE | Material Description | Elevation | SAMPLE | | | TESTS | | | REMARKS |
|-----------------|--------------|--|-----------|-------------------|-----|--------------------------|-------|-------------------------|--|---------|
| | | | | TYPE/ INTERVAL | NO. | N-VALUE Blows per ft. | Wc% | Dry Unit Weight, pcf | Unconfined Compressive Strength, tsf | |
| 0 | | Bituminous Concrete (7") | 679.0 | | | | | | | |
| | | Granular Base Course (20") | 678.4 | SS | 1 | 21 | 6 | | 0.5 Qp | |
| | | Fill: Brown and Grey SAND with | 676.8 | | | | | | | |
| | | Gravel, A-1-2, medium dense | 675.5 | SS | 2 | 7 | 19 | 106 | 0.97 | |
| 5 | | Fill: Black & Brown Silty LOAM, A-4, slightly dense | | | | | | | | |
| | | | | SS | 3 | 5 | 31 | | 1.0 Qp | |
| | | Fill: Black & Brown Silty Clay LOAM, A-7-6, stiff | 670.5 | SS | 4 | 6 | 26 | | 1.0 Qp | |
| 10 | | Black & Brown Sandy LOAM with Gravel, A-2-4, slightly dense | 668.0 | SS | 5 | 4 | 17 | | 0.2 Qp | |
| | | Dark Grey SAND with Gravel, A-2, medium dense | 666.0 | SS | 6A | 15 | 12 | | 1.5 Qp | |
| 15 | | Grey Sandy LOAM with Gravel, A-2- 4, medium dense | 665.0 | SS | 6B | 15 | 12 | | | |
| | | Grey CLAY with Gravel, A-6, very stiff | 664.0 | SS | 7 | 18 | 9 | | 2.0 Qp | |
| | | Grey CLAY, A-6, hard to very stiff | 660.5 | SS | 8 | 26 | 11 | 119 | 2.79 | |
| 20 | | | | SS | 9 | 45 | 17 | | 4.5 Qp | |
| | | | | SS | 10 | 35 | 9 | | 3.0 Qp | |
| 25 | | | | SS | 11 | 21 | 15 | | 3.5 Qp | |
| | | Grey Coarse SAND, A-2, medium dense | 651.0 | SS | 12 | 26 | 13 | | | |
| 30 | | | | | | | | | | |
| | | Grey Fine to Medium SAND, A-2, medium dense | 645.5 | SS | 13 | 27 | 16 | | | |
| 35 | | | | | | | | | | |

WATER LEVEL OBSERVATIONS, ft.

DURING DRILLING:

IMMEDIATELY AFTER DRILLING:

DELAYED READING AFTER

 12.5'


MSET

BORING STARTED:

BORING COMPLETED:

LOGGED BY:

BORING METHOD:

7/14/23

7/14/23

MS

HSA

| | | | | | | | | | |
|--|--|-------------------------------|--|--|--|-------------|--|--|--|
| MSET PROJECT NO.: 23483 | | LOG OF BORING NO. SB-1 | | | | Page 2 of 2 | | | |
| PROJECT: Pratt Road Over Somomauk Creek | | | | | SITE LOCATION: Sandwich, IL | | | | |
| BORING LOCATION: West Abutment | | | | | CLIENT: Hampton Leqzini Renwick, Inc. | | | | |

| DEPTH (feet) | SOIL TYPE | Material Description | Elevation | SAMPLE | | | TESTS | | | REMARKS |
|-----------------|------------------------------|--|-----------|-------------------|-----|--------------------------|-------|-------------------------|--|---------|
| | | | | TYPE/ INTERVAL | NO. | N-VALUE Blows per ft. | Wc% | Dry Unit Weight, pcf | Unconfined Compressive Strength, tsf | |
| 40 | [Dotted Pattern] | Grey Fine to Medium SAND, A-2-4, dense | 640.5 | SS | 14 | 40 | 18 | | | |
| 45 | [Diagonal Lines] | Grey CLAY, A-6, very stiff | 635.0 | SS | 15 | 24 | 16 | | | 2.5 Qp |
| 50 | [Diagonal Lines] | | | SS | 16 | 18 | 15 | 120 | | 4.31 |
| 55 | [Diagonal Lines] | | | SS | 17 | 18 | 9 | 135 | | 3.72 |
| 60 | [Dotted Pattern] | Grey Fine/Medium SAND, A-2, dense | 619.5 | SS | 18 | 37 | 15 | | | |
| 65 | [Dotted Pattern with Gravel] | Grey Fine-Coarse SAND with Gravel, A-1 b, very dense | 615.5 | SS | 19 | 63 | 9 | | | |
| 70 | [Dotted Pattern with Gravel] | | | SS | 20 | 59 | 15 | | | |
| | | End of Boring at 70.0' | 609.0 | | | | | | | |


| | | |
|---|-----------------|---|
| WATER LEVEL OBSERVATIONS, ft. DURING DRILLING: 12.5' IMMEDIATELY AFTER DRILLING: DELAYED READING AFTER | MSET | BORING STARTED: 7/14/23 BORING COMPLETED: 7/14/23 LOGGED BY: MS BORING METHOD: HSA |
|---|-----------------|---|





| MSET PROJECT NO.: 23483 | | LOG OF BORING NO. SB-2 | | | | Page 1 of 2 | | | | |
|--|--------------|---|-----------|-------------------|--|--------------------------|-------|-------------------------|--|---------|
| PROJECT: Pratt Road Over Somomauk Creek | | | | | SITE LOCATION: Sandwich, IL | | | | | |
| BORING LOCATION: East Abutment | | | | | CLIENT: Hampton Leqzini Renwick, Inc. | | | | | |
| DEPTH (feet) | SOIL TYPE | Material Description | Elevation | SAMPLE | | | TESTS | | | REMARKS |
| | | | | TYPE/ INTERVAL | NO. | N-VALUE Blows per ft. | Wc% | Dry Unit Weight, pcf | Unconfined Compressive Strength, tsf | |
| 0 | | Bituminous Concrete (4.5") | 679.0 | | | | | | | |
| | | Granular Base Course (11.5") | 678.6 | | | | | | | |
| | | Fill: Brown CLAY, A-6, very stiff | 677.7 | SS | 1 | 14 | 9 | 129 | 3.45 | |
| 5 | | Fill: Black & Brown Silty LOAM, A-4, medium dense | 675.5 | SS | 2 | 10 | 19 | 91 | 1.36 | |
| | | Fill: Black & Grey SAND with Gravel, A-1-b, medium dense | 673.0 | SS | 3 | 24 | 9 | 117 | | |
| 10 | | Dark Grey and Brown Silty LOAM, A-4, very loose | 670.5 | SS | 4 | 2 | 30 | | 0.5 Qp | |
| | | Dark Grey GRAVEL with Silt and Sand, A-1-a, wet, slightly dense to medium dense | 668.0 | SS | 5 | 5 | 22 | | | |
| 15 | | | | SS | 6 | 19 | 30 | | | |
| | | | | SS | 7 | 20 | 12 | | | |
| 20 | | | | SS | 8 | 21 | 19 | | | |
| | | Grey Fine-Coarse SAND, A-2, medium dense to dense | 658.0 | SS | 9 | 24 | 12 | | | |
| 25 | | | | SS | 10 | 29 | 15 | | | |
| | | | | SS | 11 | 29 | 12 | | | |
| 30 | | | | SS | 12 | 33 | 12 | | | |
| | | | | | | | | | | |
| 35 | | | | SS | 13 | 28 | 14 | | | |
| | | | | | | | | | | |

| | | |
|---|-----------------|---|
| WATER LEVEL OBSERVATIONS, ft. DURING DRILLING: 12.5' IMMEDIATELY AFTER DRILLING: DELAYED READING AFTER | MSET | BORING STARTED: <u>7/13/23</u> BORING COMPLETED: <u>7/13/23</u> LOGGED BY: <u>MS</u> BORING METHOD: <u>HSA</u> |
|---|-----------------|---|

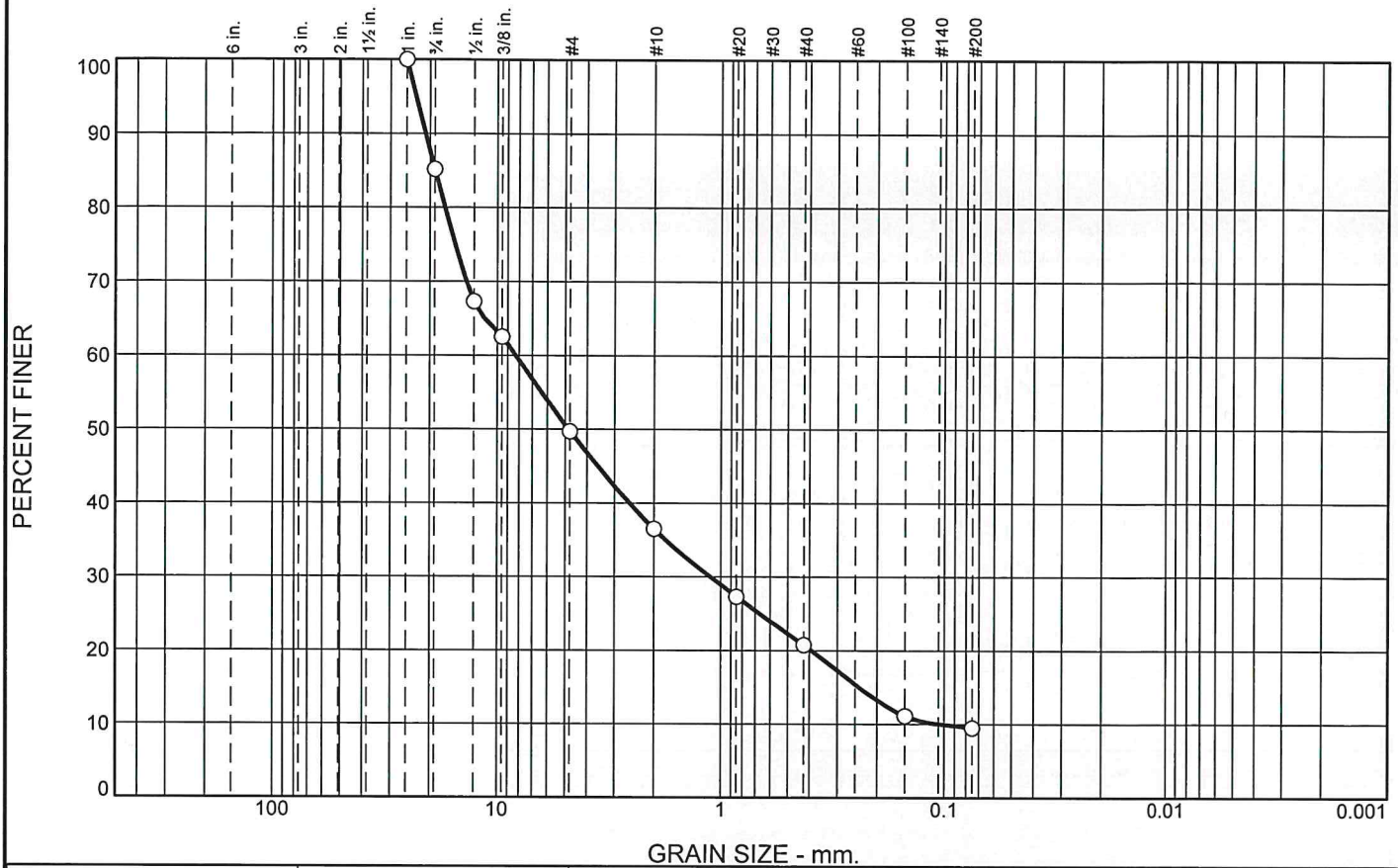
Midland Standard Engineering & Testing, Inc. 410 Nolen Drive, South Elgin, Illinois 60177 (847) 844-1895 f(847) 844-3875

| | | | | | | | | | |
|--|--|-------------------------------|--|--|--|-------------|--|--|--|
| MSET PROJECT NO.: 23483 | | LOG OF BORING NO. SB-2 | | | | Page 2 of 2 | | | |
| PROJECT: Pratt Road Over Somomauk Creek | | | | | SITE LOCATION: Sandwich, IL | | | | |
| BORING LOCATION: East Abutment | | | | | CLIENT: Hampton Leqzini Renwick, Inc. | | | | |

| DEPTH (feet) | SOIL TYPE | Material Description | Elevation | SAMPLE | | | TESTS | | | REMARKS |
|-----------------|--|--|-----------|-------------------|-----|--------------------------|-------|-------------------------|--|---------|
| | | | | TYPE/ INTERVAL | NO. | N-VALUE Blows per ft. | Wc% | Dry Unit Weight, pcf | Unconfined Compressive Strength, tsf | |
| 40 |  | Grey Fine-Coarse SAND, A-2, medium dense to dense | | SS | 14 | 39 | 13 | | | |
| | | | | | | | | | | |
| 45 | | | SS | 15 | 31 | 11 | | | | |
| | | | | | | | | | | |
| 50 | | Grey Fine-Medium SAND, A-2, very dense | 630.5 | SS | 16 | 50 | 17 | | | |
| | | | | | | | | | | |
| 55 | | Grey Fine-Coarse SAND, A-2, medium dense | 625.5 | SS | 17 | 26 | 13 | | | |
| | | | | | | | | | | |
| 60 | | | | SS | 18 | 17 | 18 | | | |
| | | End of Boring at 60.0' | 619.0 | | | | | | | |

| | | |
|--|--|---|
| WATER LEVEL OBSERVATIONS, ft. DURING DRILLING:  12.5' IMMEDIATELY AFTER DRILLING:  DELAYED READING AFTER  |  <div style="font-size: 24px; font-weight: bold; margin-top: 5px;">MSET</div> | BORING STARTED: <u>7/13/23</u> BORING COMPLETED: <u>7/13/23</u> LOGGED BY: <u>MS</u> BORING METHOD: <u>HSA</u> |
|--|--|---|

Particle Size Distribution Report



| % +3" | % Gravel | | % Sand | | | % Fines | |
|-------|----------|------|--------|--------|------|---------|------|
| | Coarse | Fine | Coarse | Medium | Fine | Silt | Clay |
| 0.0 | 14.8 | 35.5 | 13.2 | 15.7 | 11.3 | 9.5 | |

| SIEVE SIZE OR DIAMETER | PERCENT FINER | SPEC.* PERCENT | PASS? (X=NO) |
|---------------------------|------------------|-------------------|-----------------|
| 1" | 100.0 | | |
| 3/4" | 85.2 | | |
| 1/2" | 67.3 | | |
| 3/8" | 62.5 | | |
| #4 | 49.7 | | |
| #10 | 36.5 | | |
| #20 | 27.3 | | |
| #40 | 20.8 | | |
| #100 | 11.1 | | |
| #200 | 9.5 | | |

* (no specification provided)

| | | |
|---|--|---|
| Soil Description Brown GRAVEL with Silt and Sand | | |
| PL= NP LL= NV PI= NP | Atterberg Limits LL= NV PI= NP | |
| D ₉₀ = 20.9776 D ₅₀ = 4.8298 D ₁₀ = 0.1040 | Coefficients D ₈₅ = 18.9720 D ₃₀ = 1.1137 C _u = 79.75 | D ₆₀ = 8.2926 D ₁₅ = 0.2401 C _c = 1.44 |
| USCS= GW-GM | Classification AASHTO= A-1-a | |
| Remarks | | |

Location: Pratt Road Bridge
Sample Number: SB-2 / SS-6

Depth: 13.5' to 15.0'

Date: 7/27/23



MSET

Client: Hampton Leqzini Renwick, Inc.
Project: Pratt Road Over Somomauk Creek

Project No: 23483

Figure

Tested By: MN

GRAIN SIZE DISTRIBUTION TEST DATA

7/31/2023

Client: Hampton Leqzini Renwick, Inc.**Project:** Pratt Road Over Somomauk Creek**Project Number:** 23483**Location:** Pratt Road Bridge**Depth:** 13.5' to 15.0'**Sample Number:** SB-2 / SS-6**Material Description:** Brown GRAVEL with Silt and Sand**Date:** 7/27/23**PL:** NP**LL:** NV**PI:** NP**USCS Classification:** GW-GM**AASHTO Classification:** A-1-a

Sieve Test Data (ASTM D422 & D1140)

Test Date: 7/28/23 **Technician:** MN**Post #200 Wash Test Weights (grams):** Dry Specimen+Tare = 305.30

Tare Wt. = 0.00

Minus #200 from wash = 9.3%**Specimen Weights**

Dry specimen+tare (gms.) = 336.74

Tare (gms.) = 0.00

Cumulative pan tare (gms.) = 0.00

| Sieve Opening Size | Cumulative Weight Retained (grams) | Percent Passing |
|--------------------------|---|--------------------|
| 1" | 0.00 | 100.0 |
| 3/4" | 49.85 | 85.2 |
| 1/2" | 110.10 | 67.3 |
| 3/8" | 126.26 | 62.5 |
| #4 | 169.32 | 49.7 |
| #10 | 213.88 | 36.5 |
| #20 | 244.74 | 27.3 |
| #40 | 266.77 | 20.8 |
| #100 | 299.20 | 11.1 |
| #200 | 304.73 | 9.5 |

Results

| Cobbles | Gravel | | | Sand | | | | Fines | | |
|---------|--------|------|-------|--------|--------|------|-------|-------|------|-------|
| | Coarse | Fine | Total | Coarse | Medium | Fine | Total | Silt | Clay | Total |
| 0.0 | 14.8 | 35.5 | 50.3 | 13.2 | 15.7 | 11.3 | 40.2 | | | 9.5 |

| D ₅ | D ₁₀ | D ₁₅ | D ₂₀ | D ₃₀ | D ₄₀ | D ₅₀ | D ₆₀ | D ₈₀ | D ₈₅ | D ₉₀ | D ₉₅ |
|----------------|-----------------|-----------------|-----------------|-----------------|-----------------|-----------------|-----------------|-----------------|-----------------|-----------------|-----------------|
| | 0.1040 | 0.2401 | 0.3918 | 1.1137 | 2.5785 | 4.8298 | 8.2926 | 17.1250 | 18.9720 | 20.9776 | 23.0830 |

———— Fineness Modulus ————

4.81

—Coefficient of Uniformity (C_u)—

79.75

—Coefficient of Concavity (C_c)—

1.44

AGGREGATE SUBGRADE IMPROVEMENT (BDE)

Effective: April 1, 2012

Revised: April 1, 2022

Add the following Section to the Standard Specifications:

“SECTION 303. AGGREGATE SUBGRADE IMPROVEMENT

303.01 Description. This work shall consist of constructing an aggregate subgrade improvement (ASI).

303.02 Materials. Materials shall be according to the following.

| Item | Article/Section |
|--|-----------------|
| (a) Coarse Aggregate | 1004.07 |
| (b) Reclaimed Asphalt Pavement (RAP) | 1031.09 |

303.03 Equipment. The vibratory roller shall be according to Article 1101.01, or as approved by the Engineer. Vibratory machines, such as tampers, shall be used in areas where rollers do not fit.

303.04 Soil Preparation. The minimum immediate bearing value (IBV) of the soil below the improved subgrade shall be according to the Department’s “Subgrade Stability Manual” for the aggregate thickness specified.

303.05 Placing and Compacting. The maximum nominal lift thickness of aggregate gradations CA 2, CA 6, and CA 10 when compacted shall be 9 in. (225 mm). The maximum nominal lift thickness of aggregate gradations CS 1, CS 2, and RR 1 when compacted shall be 24 in. (600 mm).

The top surface of the aggregate subgrade improvement shall consist of a layer of capping aggregate gradations CA 6 or CA 10 that is 3 in. (75 mm) thick after compaction. Capping aggregate will not be required when aggregate subgrade improvement is used as a cubic yard pay item for undercut applications.

Each lift of aggregate shall be compacted to the satisfaction of the Engineer. If the moisture content of the material is such that compaction cannot be obtained, sufficient water shall be added so that satisfactory compaction can be obtained.

303.06 Finishing and Maintenance. The aggregate subgrade improvement shall be finished to the lines, grades, and cross sections shown on the plans, or as directed by the Engineer. The aggregate subgrade improvement shall be maintained in a smooth and compacted condition.

303.07 Method of Measurement. This work will be measured for payment according to Article 311.08.

303.08 Basis of Payment. This work will be paid for at the contract unit price per cubic yard (cubic meter) or ton (metric ton) for AGGREGATE SUBGRADE IMPROVEMENT or at the contract unit price per square yard (square meter) for AGGREGATE SUBGRADE IMPROVEMENT, of the thickness specified.”

Add the following to Section 1004 of the Standard Specifications:

“1004.07 Coarse Aggregate for Aggregate Subgrade Improvement (ASI). The aggregate shall be according to Article 1004.01 and the following.

(a) Description. The coarse aggregate shall be crushed gravel, crushed stone, or crushed concrete. In applications where greater than 24 in. (600 mm) of ASI material is required, gravel may be used below the top 12 in (300 mm) of ASI.

(b) Quality. The coarse aggregate shall consist of sound durable particles reasonably free of deleterious materials.

(c) Gradation.

(1) The coarse aggregate gradation for total ASI thickness less than or equal to 12 in. (300 mm) shall be CA 2, CA 6, CA 10, or CS 1.

The coarse aggregate gradation for total ASI thickness greater than 12 in. (300 mm) shall be CS 1 or CS 2 as shown below or RR 1 according to Article 1005.01(c).

| | COARSE AGGREGATE SUBGRADE GRADATIONS | | | | |
|----------|--------------------------------------|--------|---------|---------|---------|
| Grad No. | Sieve Size and Percent Passing | | | | |
| | 8” | 6” | 4” | 2” | #4 |
| CS 1 | 100 | 97 ± 3 | 90 ± 10 | 45 ± 25 | 20 ± 20 |
| CS 2 | | 100 | 80 ± 10 | 25 ± 15 | |

| | COARSE AGGREGATE SUBGRADE GRADATIONS (Metric) | | | | |
|----------|---|--------|---------|---------|---------|
| Grad No. | Sieve Size and Percent Passing | | | | |
| | 200 mm | 150 mm | 100 mm | 50 mm | 4.75 mm |
| CS 1 | 100 | 97 ± 3 | 90 ± 10 | 45 ± 25 | 20 ± 20 |
| CS 2 | | 100 | 80 ± 10 | 25 ± 15 | |

(2) Capping aggregate shall be gradation CA 6 or CA 10.”

Add the following to Article 1031.09 of the Standard Specifications:

“(b) RAP in Aggregate Subgrade Improvement (ASI). RAP in ASI shall be according to Articles 1031.01(a), 1031.02(a), 1031.06(a)(1), and 1031.06(a)(2), and the following.

- (1) The testing requirements of Article 1031.03 shall not apply.
- (2) Crushed RAP used for the lower lift may be mechanically blended with aggregate gradations CS 1, CS 2, and RR 1 but it shall be no greater than 40 percent of the total product volume. RAP agglomerations shall be no greater than 4 in. (100 mm).
- (3) For capping aggregate, well graded RAP having 100 percent passing the 1 1/2 in. (38 mm) sieve may be used when aggregate gradations CS 1, CS 2, CA 2, or RR 1 are used in the lower lift. FRAP will not be permitted as capping material.

Blending shall be through calibrated interlocked feeders or a calibrated blending plant such that the prescribed blending percentage is maintained throughout the blending process. The calibration shall have an accuracy of ± 2.0 percent of the actual quantity of material delivered.”

80274

CEMENT, FINELY DIVIDED MINERALS, ADMIXTURES; CONCRETE, AND MORTAR (BDE)

Effective: January 1, 2025

Revise the first paragraph of Article 285.05 of the Standard Specifications to read:

“285.05 Fabric Formed Concrete Revetment Mat. The grout shall consist of a mixture of cement, fine aggregate, and water so proportioned and mixed as to provide a pumpable slurry. Fly ash or ground granulated blast furnace (GGBF) slag, and concrete admixtures may be used at the option of the Contractor. The grout shall have an air content of not less than 6.0 percent nor more than 9.0 percent of the volume of the grout. The mix shall obtain a compressive strength of 2500 psi (17,000 kPa) at 28 days according to Article 1020.09.”

Revise Article 302.02 of the Standard Specifications to read:

“302.02 Materials. Materials shall be according to the following.

| Item | Article/Section |
|---|-----------------|
| (a) Cement | 1001 |
| (b) Water | 1002 |
| (c) Hydrated Lime | 1012.01 |
| (d) By-Product, Hydrated Lime | 1012.02 |
| (e) By-Product, Non-Hydrated Lime | 1012.03 |
| (f) Lime Slurry | 1012.04 |
| (g) Fly Ash | 1010 |
| (h) Soil for Soil Modification (Note 1) | 1009.01 |
| (i) Bituminous Materials (Note 2) | 1032 |

Note 1. This soil requirement only applies when modifying with lime (slurry or dry).

Note 2. The bituminous materials used for curing shall be emulsified asphalt RS-2, CRS-2, HFE 90, or HFE 150; rapid curing liquid asphalt RC-70; or medium curing liquid asphalt MC-70 or MC-250.”

Revise Article 312.07(c) of the Standard Specifications to read:

“(c) Cement1001”

Add Article 312.07(i) of the Standard Specifications to read:

“(i) Ground Granulated Blast Furnace (GGBF) Slag1010”

Revise the first paragraph of Article 312.09 of the Standard Specifications to read:

“312.09 Proportioning and Mix Design. At least 60 days prior to start of placing CAM II, the Contractor shall submit samples of materials to be used in the work for proportioning and testing.

The mixture shall contain a minimum of 200 lb (120 kg) of cement per cubic yard (cubic meter). Cement may be replaced with fly ash or ground granulated blast furnace (GGBF) slag according to Article 1020.05(c)(1) or 1020.05(c)(2), respectively, however the minimum cement content in the mixture shall be 170 lbs/cu yd (101 kg/cu m). Blends of coarse and fine aggregates will be permitted, provided the volume of fine aggregate does not exceed the volume of coarse aggregate. The Engineer will determine the proportions of materials for the mixture according to the "Portland Cement Concrete Level III Technician Course" manual. However, the Contractor may substitute their own mix design. Article 1020.05(a) shall apply, and a Level III PCC Technician shall develop the mix design."

Revise Article 352.02 of the Standard Specifications to read:

"352.02 Materials. Materials shall be according to the following.

| Item | Article/Section |
|--|-----------------|
| (a) Cement (Note 1) | 1001 |
| (b) Soil for Soil-Cement Base Course | 1009.03 |
| (c) Water | 1002 |
| (d) Bituminous Materials (Note 2) | 1032 |

Note 1. Bulk cement may be used for the traveling mixing plant method if the equipment for handling, weighing, and spreading the cement is approved by the Engineer.

Note 2. The bituminous materials used for curing shall be emulsified asphalt RS-2, CRS-2, HFE 90, or HFE 150; rapid curing liquid asphalt RC-70; or medium curing liquid asphalt MC-70 or MC-250."

Revise Article 404.02 of the Standard Specifications to read:

"404.02 Materials. Materials shall be according to the following.

| Item | Article/Section |
|---|-----------------|
| (a) Cement | 1001 |
| (b) Water | 1002 |
| (c) Fine Aggregate | 1003.08 |
| (d) Bituminous Material (Tack Coat) | 1032.06 |
| (e) Emulsified Asphalts (Note 1) (Note 2) | 1032.06 |
| (f) Fiber Modified Joint Sealer | 1050.05 |
| (g) Additives (Note 3) | |

Note 1. When used for slurry seal, the emulsified asphalt shall be CQS-1h according to Article 1032.06(b).

Note 2. When used for micro-surfacing, the emulsified asphalt shall be CQS-1hP according to Article 1032.06(e).

Note 3. Additives may be added to the emulsion mix or any of the component materials to provide the control of the quick-traffic properties. They shall be included as part of the mix design and be compatible with the other components of the mix.

Revise the last sentence of the fourth paragraph of Article 404.08 of the Standard Specifications to read:

“When approved by the Engineer, the sealant may be dusted with fine sand, cement, or mineral filler to prevent tracking.”

Revise Note 2 of Article 516.02 of the Standard Specifications to read:

“Note 2. The sand-cement grout mix shall be according to Section 1020 and shall be a 1:1 blend of sand and cement comprised of a Type I, IL, or II cement at 185 lb/cu yd (110 kg/cu m). The maximum water cement ratio shall be sufficient to provide a flowable mixture with a typical slump of 10 in. (250 mm).”

Revise Note 2 of Article 543.02 of the Standard Specifications to read:

“Note 2. The grout mixture shall be 6.50 hundredweight/cu yd (385 kg/cu m) of cement plus fine aggregate and water. Fly ash or ground granulated blast furnace (GGBF) slag may replace a maximum of 5.25 hundredweight/cu yd (310 kg/cu m) of the cement. The water/cement ratio, according to Article 1020.06, shall not exceed 0.60. An air-entraining admixture shall be used to produce an air content, according to Article 1020.08, of not less than 6.0 percent nor more than 9.0 percent of the volume of the grout. The Contractor shall have the option to use a water-reducing or high range water-reducing admixture.”

Revise Article 583.01 of the Standard Specifications to read:

“**583.01 Description.** This work shall consist of placing cement mortar along precast, prestressed concrete bridge deck beams as required for fairing out any unevenness between adjacent deck beams prior to placing of waterproofing membrane and surfacing.”

Revise Article 583.02(a) of the Standard Specifications to read:

“(a) Cement1001”

Revise the first paragraph of Article 583.03 of the Standard Specifications to read:

“**583.03 General.** This work shall only be performed when the air temperature is 45 °F (7 °C) and rising. The mixture for cement mortar shall consist of three parts sand to one part cement by volume. The amount of water shall be no more than that necessary to produce a workable, plastic mortar.”

Revise Note 2/ in Article 1003.01(b) of the Standard Specifications to read:

“2/ Applies only to sand. Sand exceeding the colorimetric test standard of 11 (Illinois Modified AASHTO T 21) will be checked for mortar making properties according to Illinois Modified ASTM C 87 and shall develop a compressive strength at the age of 14 days when using Type I, IL, or II cement of not less than 95 percent of the comparable standard.

Revise the second sentence of Article 1003.02(e)(1) of the Standard Specifications to read:

“The test will be performed with Type I, IL, or II portland cement having a total equivalent alkali content ($\text{Na}_2\text{O} + 0.658\text{K}_2\text{O}$) of 0.90 percent or greater.”

Revise the first sentence of the second paragraph of Article 1003.02(e)(3) of the Standard Specifications to read:

“The ASTM C 1293 test shall be performed with Type I, IL, or II portland cement having a total equivalent alkali content ($\text{Na}_2\text{O} + 0.658\text{K}_2\text{O}$) of 0.80 percent or greater.”

Revise the second sentence of Article 1004.02(g)(1) of the Standard Specifications to read:

“The test will be performed with Type I, IL, or II portland cement having a total equivalent alkali content ($\text{Na}_2\text{O} + 0.658\text{K}_2\text{O}$) of 0.90 percent or greater.”

Revise Article 1017.01 of the Standard Specifications to read:

“1017.01 Requirements. The mortar shall be high-strength according to ASTM C 387 and shall have a minimum 80.0 percent relative dynamic modulus of elasticity when tested by the Department according to Illinois Modified AASHTO T 161 or AASHTO T 161 when tested by an independent lab. The high-strength mortar shall have a water-soluble chloride ion content of less than 0.40 lb/cu yd (0.24 kg/cu m). The test shall be performed according to ASTM C 1218, and the high-strength mortar shall have an age of 28 to 42 days at the time of test. The ASTM C 1218 test shall be performed by an independent lab a minimum of once every five years, and the test results shall be provided to the Department. Mixing of the high-strength mortar shall be according to the manufacturer’s specifications. The Department will maintain a qualified product list.”

Revise the fourth sentence of Article 1018.01 of the Standard Specifications to read:

“The ASTM C 1218 test shall be performed by an independent lab a minimum of once every five years, and the test results shall be provided to the Department.”

Revise Article 1019.02 of the Standard Specifications to read:

“1019.02 Materials. Materials shall be according to the following.

| Item | Article/Section |
|------------------|-----------------|
| (a) Cement | 1001 |
| (b) Water | 1002 |

- (c) Fine Aggregate for Controlled Low-Strength Material (CLSM) 1003.06
- (d) Fly Ash 1010
- (e) Ground Granulated Blast Furnace (GGBF) Slag..... 1010
- (f) Admixtures (Note 1)

Note 1. The air-entraining admixture may be in powder or liquid form. Prior to approval, a CLSM air-entraining admixture will be evaluated by the Department. The admixture shall be able to meet the air content requirements of Mix 2. The Department will maintain a qualified product list.”

Revise Article 1019.05 of the Standard Specifications to read:

“**1019.05 Department Mix Design.** The Department mix design shall be Mix 1, 2, or 3 and shall be proportioned to yield approximately one cubic yard (cubic meter).

| Mix 1 | |
|--|-----------------------|
| Cement | 50 lb (30 kg) |
| Fly Ash – Class C or F, and/or GGBF Slag | 125 lb (74 kg) |
| Fine Aggregate – Saturated Surface Dry | 2900 lb (1720 kg) |
| Water | 50-65 gal (248-322 L) |
| Air Content | No air is entrained |

| Mix 2 | |
|--|-----------------------|
| Cement | 125 lb (74 kg) |
| Fine Aggregate – Saturated Surface Dry | 2500 lb (1483 kg) |
| Water | 35-50 gal (173-248 L) |
| Air Content | 15-25 % |

| Mix 3 | |
|--|-----------------------|
| Cement | 40 lb (24 kg) |
| Fly Ash – Class C or F, and/or GGBF Slag | 125 lb (74 kg) |
| Fine Aggregate – Saturated Surface Dry | 2500 lb (1483 kg) |
| Water | 35-50 gal (179-248 L) |
| Air Content | 15-25 %” |

Revise Article 1020.04, Table 1, Note (8) of the Standard Specifications to read:

“(8) In addition to the Type III portland cement, 100 lb/cu yd of ground granulated blast-furnace slag and 50 lb/cu yd of microsilica (silica fume) shall be used. For an air temperature greater than 85 °F, the Type III portland cement may be replaced with Type I, IL, or II portland cement.”

Revise Article 1020.04, Table 1 (Metric), Note (8) of the Standard Specifications to read:

“(8) In addition to the Type III portland cement, 60 kg/cu m of ground granulated blast-furnace slag and 30 kg/cu m of microsilica (silica fume) shall be used. For an air temperature greater than 30 °C, the Type III portland cement may be replaced with Type I, IL, or II portland cement.”

Revise the second paragraph of Article 1020.05(a) of the Standard Specifications to read:

“For a mix design using a portland-pozzolan cement, portland blast-furnace slag cement, portland-limestone cement, or replacing portland cement with finely divided minerals per Articles 1020.05(c) and 1020.05(d), the Contractor may submit a mix design with a minimum portland cement content less than 400 lbs/cu yd (237 kg/cu m), but not less than 375 lbs/cu yd (222 kg/cu m), if the mix design is shown to have a minimum relative dynamic modulus of elasticity of 80 percent determined according to AASHTO T 161. Testing shall be performed by an independent laboratory accredited by AASHTO re:source for Portland Cement Concrete.”

Revise the first sentence of the first paragraph of Article 1020.05(b) of the Standard Specifications to read:

“Corrosion inhibitors and concrete admixtures shall be according to the qualified product lists.”

Delete the fourth and fifth sentences of the second paragraph of Article 1020.05(b) of the Standard Specifications.

Revise the third sentence of the second paragraph of Article 1020.05(b)(5) of the Standard Specifications to read:

“The qualified product lists of concrete admixtures shall not apply.”

Revise second paragraph of Article 1020.05(b)(10) of the Standard Specifications to read:

“When calcium nitrite is used, it shall be added at the rate of 4 gal/cu yd (20 L/cu m) and shall be added to the mix immediately after all compatible admixtures have been introduced to the batch. Other corrosion inhibitors shall be added per the manufacturer’s specifications.”

Delete the third paragraph of Article 1020.05(b)(10) of the Standard Specifications.

Revise Article 1020.15(b)(1)c. of the Standard Specifications to read:

“c. The minimum portland cement content in the mixture shall be 375 lbs/cu yd (222 kg/cu m). When the total of organic processing additions, inorganic processing additions, and limestone addition exceed 5.0 percent in the cement, the minimum portland cement content in the mixture shall be 400 lbs/cu yd (237 kg/cu m). For a drilled shaft, foundation, footing, or substructure, the

minimum portland cement may be reduced to as low as 330 lbs/cu yd (196 kg/cu m) if the concrete has adequate freeze/thaw durability. The Contractor shall provide freeze/thaw test results according to AASHTO T 161, and the relative dynamic modulus of elasticity of the mix design shall be a minimum of 80 percent. Testing shall be performed by an independent laboratory accredited by AASHTO re:source for Portland Cement Concrete. Freeze/thaw testing will not be required for concrete that will not be exposed to freezing and thawing conditions as determined by the Engineer.”

Revise Article 1021.01 of the Standard Specifications to read:

“1021.01 General. Admixtures shall be furnished in liquid or powder form ready for use. The admixtures shall be delivered in the manufacturer's original containers, bulk tank trucks or such containers or tanks as are acceptable to the Engineer. Delivery shall be accompanied by a ticket which clearly identifies the manufacturer, the date of manufacture, and trade name of the material. Containers shall be readily identifiable as to manufacturer, the date of manufacture, and trade name of the material they contain.

Concrete admixtures shall be on one of the Department's qualified product lists. Unless otherwise noted, admixtures shall have successfully completed and remain current with the AASHTO Product Eval and Audit Concrete Admixture (CADD) testing program. For admixture submittals to the Department; the product brand name, manufacturer name, admixture type or types, an electronic link to the product's technical data sheet, and the NTPEP testing number which contains an electronic link to all test data shall be provided. In addition, a letter shall be submitted certifying that no changes have been made in the formulation of the material since the most current round of tests conducted by AASHTO Product Eval and Audit. After 28 days of testing by AASHTO Product Eval and Audit, air-entraining admixtures may be provisionally approved and used on Departmental projects. For all other admixtures, unless otherwise noted, the time period after which provisionally approved status may be earned is 6 months.

The manufacturer shall include the following in the submittal to the AASHTO Product Eval and Audit CADD testing program: the manufacturing range for specific gravity, the midpoint and manufacturing range for residue by oven drying, and manufacturing range of pH. The submittal shall also include an infrared spectrophotometer trace no more than five years old.

For air-entraining admixtures according to Article 1021.02, the specific gravity allowable manufacturing range established by the manufacturer shall be according to AASHTO M 194. For residue by oven drying and pH, the allowable manufacturing range and test methods shall be according to AASHTO M 194.

For admixtures according to Articles 1021.03, 1021.04, 1021.05, 1021.06, 1021.07, and 1021.08, the pH allowable manufacturing range established by the manufacturer shall be according to ASTM E 70. For specific gravity and residue by oven drying, the allowable manufacturing range and test methods shall be according to AASHTO M 194.

All admixtures, except chloride-based accelerators, shall contain a maximum of 0.3 percent chloride by weight (mass) as determined by an appropriate test method. To verify the test result, the Department will use Illinois Modified AASHTO T 260, Procedure A, Method 1.

Prior to final approval of an admixture, the Engineer reserves the right to request a sample for testing. The test and reference concrete mixtures tested by the Engineer will contain a cement content of 5.65 cwt/cu yd (335 kg/cu m). For freeze-thaw testing, the Department will perform the test according to Illinois Modified AASHTO T 161. The flexural strength test will be performed according to AASHTO T 177. If the Engineer decides to test the admixture, the manufacturer shall submit AASHTO T 197 water content and set time test results on the standard cement used by the Department. The manufacturer may select their lab or an independent lab to perform this testing. The laboratory is not required to be accredited by AASHTO.

Random field samples may be taken by the Department to verify an admixture meets specification. A split sample will be provided to the manufacturer if requested. Admixtures that do not meet specification requirements or an allowable manufacturing range established by the manufacturer shall be replaced with new material.”

Revise Article 1021.03 of the Standard Specifications to read:

“1021.03 Retarding and Water-Reducing Admixtures. The admixture shall be according to the following.

- (a) Retarding admixtures shall be according to AASHTO M 194, Type B (retarding) or Type D (water-reducing and retarding).
- (b) Water-reducing admixtures shall be according to AASHTO M 194, Type A.
- (c) High range water-reducing admixtures shall be according to AASHTO M 194, Type F (high range water-reducing) or Type G (high range water-reducing and retarding).”

Revise Article 1021.05 of the Standard Specifications to read:

“1021.05 Self-Consolidating Admixtures. Self-consolidating admixture systems shall consist of either a high range water-reducing admixture only or a high range water-reducing admixture combined with a separate viscosity modifying admixture. The one or two component admixture system shall be capable of producing a concrete that can flow around reinforcement and consolidate under its own weight without additional effort and without segregation.

High range water-reducing admixtures shall be according to AASHTO M 194, Type F.

Viscosity modifying admixtures shall be according to AASHTO M 194, Type S (specific performance).”

Revise Article 1021.06 of the Standard Specifications to read:

“1021.06 Rheology-Controlling Admixture. Rheology-controlling admixtures shall be capable of producing a concrete mixture with a lower yield stress that will consolidate easier for slipform applications used by the Contractor. Rheology-controlling admixtures shall be according to AASHTO M 194, Type S (specific performance).”

Revise Article 1021.07 of the Standard Specifications to read:

“1021.07 Corrosion Inhibitor. The corrosion inhibitor shall be according to one of the following.

(a) Calcium Nitrite. Corrosion inhibitors shall contain a minimum 30 percent calcium nitrite by weight (mass) of solution and shall comply with either the requirements of AASHTO M 194, Type C (accelerating) or the requirements of ASTM C 1582. The corrosion inhibiting performance requirements of ASTM C 1582 shall not apply.

(b) Other Materials. The corrosion inhibitor shall be according to ASTM C 1582.

For submittals requiring testing according to ASTM M 194, Type C (accelerating), the admixture shall meet the requirements of the AASHTO Product Eval and Audit CADD testing program according to Article 1021.01.

For submittals requiring testing according to ASTM C 1582, a report prepared by an independent laboratory accredited by AASHTO re:source for portland cement concrete shall be provided. The report shall show the results of physical tests conducted no more than five years prior to the time of submittal, according to applicable specifications. However, ASTM G 109 test information specified in ASTM C 1582 is not required to be from an independent accredited lab. All other information in ASTM C 1582 shall be from an independent accredited lab. Test data and other information required to be submitted to AASHTO Product Eval and Audit according to Article 1021.01, shall instead be submitted directly to the Department.”

Add Article 1021.08 of the Standard Specifications as follows:

“1021.08 Other Specific Performance Admixtures. Other specific performance admixtures shall, at a minimum, be according to AASHTO M 194, Type S (specific performance). The Department also reserves the right to require other testing, as determined by the Engineer, to show evidence of specific performance characteristics.

Initial testing according to AASHTO M 194 may be conducted under the AASHTO Product Eval and Audit CADD testing program according to Article 1021.01, or by an independent laboratory accredited by AASHTO re:source for Portland Cement Concrete. In either case, test data and other information required to be submitted to AASHTO Product Eval and Audit according to Article 1021.01, shall also be submitted directly to the Department. The independent accredited lab report shall show the results of physical tests conducted no more than five years prior to the time of submittal, according to applicable specifications.”

Revise Article 1024.01 of the Standard Specifications to read:

“1024.01 Requirements for Grout. The grout shall be proportioned by dry volume, thoroughly mixed, and shall have a minimum temperature of 50 °F (10 °C). Water shall not exceed the minimum needed for placement and finishing.

Materials for the grout shall be according to the following.

| Item | Article/Section |
|--|-----------------|
| (a) Cement | 1001 |
| (b) Water | 1002 |
| (c) Fine Aggregate | 1003.02 |
| (d) Fly Ash | 1010 |
| (e) Ground Granulated Blast Furnace (GGBF) Slag..... | 1010 |
| (f) Concrete Admixtures | 1021” |

Revise Note 1 of Article 1024.02 of the Standard Specifications to read:

“Note 1. Nonshrink grout shall be according to Illinois Modified ASTM C 1107.

The nonshrink grout shall have a water-soluble chloride ion content of less than 0.40 lb/cu yd (0.24 kg/cu m). The test shall be performed according to ASTM C 1218, and the grout shall have an age of 28 to 42 days at the time of test. The ASTM C 1218 test shall be performed by an independent lab a minimum of once every five years, and the test results shall be provided to the Department. Mixing of the nonshrink grout shall be according to the manufacturer’s specifications. The Department will maintain a qualified product list.”

Revise Article 1029.02 of the Standard Specifications to read:

“1029.02 Materials. Materials shall be according to the following.

| Item | Article/Section |
|---|-----------------|
| (a) Cement..... | 1001 |
| (b) Fly Ash | 1010 |
| (c) Ground Granulated Blast Furnace (GGBF) Slag | 1010 |
| (d) Water..... | 1002 |
| (e) Fine Aggregate..... | 1003 |
| (f) Concrete Admixtures | 1021 |
| (g) Foaming Agent (Note 1) | |

Note 1. The manufacturer shall submit infrared spectrophotometer trace and test results indicating the foaming agent meets the requirements of ASTM C 869 in order to be on the Department’s qualified product list. Submitted data/results shall not be more than five years old.”

Revise the second paragraph of Article 1103.03(a)(4) the Standard Specifications to read:

“The dispenser system shall provide a visual indication that the liquid admixture is actually entering the batch, such as via a transparent or translucent section of tubing or by independent check with an integrated secondary metering device. If approved by the Engineer, an alternate indicator may be used for admixtures dosed at rates of 25 oz/cwt (1630 mL/100 kg) or greater, such as accelerating admixtures, corrosion inhibitors, and viscosity modifying admixtures.”

Revise the first two sections of Check Sheet #11 of the Supplemental Specifications and Recurring Special Provisions to read:

“Description. This work shall consist of filling voids beneath rigid and composite pavements with cement grout.

Materials. Materials shall be according to the following Articles of Division 1000 - Materials of the Standard Specifications:

| Item | Article/Section |
|---|-----------------|
| (a) Cement | 1001 |
| (b) Water | 1002 |
| (c) Fly Ash | 1010 |
| (d) Ground Granulated Blast Furnace (GGBF) Slag..... | 1010 |
| (e) Admixtures | 1021 |
| (f) Packaged Rapid Hardening Mortar or Concrete | 1018” |

Revise the third paragraph of Materials Note 2 of Check Sheet #28 of the Supplemental Specifications and Recurring Special Provisions to read:

“The Department will maintain a qualified product list of synthetic fibers, which will include the minimum required dosage rate. For the minimum required fiber dosage rate based on the Illinois Modified ASTM C 1609 test, a report prepared by an independent laboratory accredited by AASHTO re:source for Portland Cement Concrete shall be provided. The report shall show results of tests conducted no more than five years prior to the time of submittal.”

80460

COMPENSABLE DELAY COSTS (BDE)

Effective: June 2, 2017

Revised: April 1, 2019

Revise Article 107.40(b) of the Standard Specifications to read:

“(b) Compensation. Compensation will not be allowed for delays, inconveniences, or damages sustained by the Contractor from conflicts with facilities not meeting the above definition; or if a conflict with a utility in an unanticipated location does not cause a shutdown of the work or a documentable reduction in the rate of progress exceeding the limits set herein. The provisions of Article 104.03 notwithstanding, compensation for delays caused by a utility in an unanticipated location will be paid according to the provisions of this Article governing minor and major delays or reduced rate of production which are defined as follows.

- (1) Minor Delay. A minor delay occurs when the work in conflict with the utility in an unanticipated location is completely stopped for more than two hours, but not to exceed two weeks.
- (2) Major Delay. A major delay occurs when the work in conflict with the utility in an unanticipated location is completely stopped for more than two weeks.
- (3) Reduced Rate of Production Delay. A reduced rate of production delay occurs when the rate of production on the work in conflict with the utility in an unanticipated location decreases by more than 25 percent and lasts longer than seven calendar days.”

Revise Article 107.40(c) of the Standard Specifications to read:

“(c) Payment. Payment for Minor, Major, and Reduced Rate of Production Delays will be made as follows.

- (1) Minor Delay. Labor idled which cannot be used on other work will be paid for according to Article 109.04(b)(1) and (2) for the time between start of the delay and the minimum remaining hours in the work shift required by the prevailing practice in the area.

Equipment idled which cannot be used on other work, and which is authorized to standby on the project site by the Engineer, will be paid for according to Article 109.04(b)(4).

- (2) Major Delay. Labor will be the same as for a minor delay.

Equipment will be the same as for a minor delay, except Contractor-owned equipment will be limited to two weeks plus the cost of move-out to either the

Contractor's yard or another job and the cost to re-mobilize, whichever is less. Rental equipment may be paid for longer than two weeks provided the Contractor presents adequate support to the Department (including lease agreement) to show retaining equipment on the job is the most economical course to follow and in the public interest.

- (3) Reduced Rate of Production Delay. The Contractor will be compensated for the reduced productivity for labor and equipment time in excess of the 25 percent threshold for that portion of the delay in excess of seven calendar days. Determination of compensation will be in accordance with Article 104.02, except labor and material additives will not be permitted.

Payment for escalated material costs, escalated labor costs, extended project overhead, and extended traffic control will be determined according to Article 109.13."

Revise Article 108.04(b) of the Standard Specifications to read:

"(b) No working day will be charged under the following conditions.

- (1) When adverse weather prevents work on the controlling item.
- (2) When job conditions due to recent weather prevent work on the controlling item.
- (3) When conduct or lack of conduct by the Department or its consultants, representatives, officers, agents, or employees; delay by the Department in making the site available; or delay in furnishing any items required to be furnished to the Contractor by the Department prevents work on the controlling item.
- (4) When delays caused by utility or railroad adjustments prevent work on the controlling item.
- (5) When strikes, lock-outs, extraordinary delays in transportation, or inability to procure critical materials prevent work on the controlling item, as long as these delays are not due to any fault of the Contractor.
- (6) When any condition over which the Contractor has no control prevents work on the controlling item."

Revise Article 109.09(f) of the Standard Specifications to read:

- "(f) Basis of Payment. After resolution of a claim in favor of the Contractor, any adjustment in time required for the work will be made according to Section 108. Any adjustment in the costs to be paid will be made for direct labor, direct materials, direct equipment, direct jobsite overhead, direct offsite overhead, and other direct costs allowed by the resolution. Adjustments in costs will not be made for interest charges, loss of anticipated profit, undocumented loss of efficiency, home office overhead and unabsorbed overhead

other than as allowed by Article 109.13, lost opportunity, preparation of claim expenses and other consequential indirect costs regardless of method of calculation.

The above Basis of Payment is an essential element of the contract and the claim cost recovery of the Contractor shall be so limited.”

Add the following to Section 109 of the Standard Specifications.

“109.13 Payment for Contract Delay. Compensation for escalated material costs, escalated labor costs, extended project overhead, and extended traffic control will be allowed when such costs result from a delay meeting the criteria in the following table.

| Contract Type | Cause of Delay | Length of Delay |
|-----------------|--|---|
| Working Days | Article 108.04(b)(3) or Article 108.04(b)(4) | No working days have been charged for two consecutive weeks. |
| Completion Date | Article 108.08(b)(1) or Article 108.08(b)(7) | The Contractor has been granted a minimum two week extension of contract time, according to Article 108.08. |

Payment for each of the various costs will be according to the following.

- (a) Escalated Material and/or Labor Costs. When the delay causes work, which would have otherwise been completed, to be done after material and/or labor costs have increased, such increases will be paid. Payment for escalated material costs will be limited to the increased costs substantiated by documentation furnished by the Contractor. Payment for escalated labor costs will be limited to those items in Article 109.04(b)(1) and (2), except the 35 percent and 10 percent additives will not be permitted.
- (b) Extended Project Overhead. For the duration of the delay, payment for extended project overhead will be paid as follows.
 - (1) Direct Jobsite and Offsite Overhead. Payment for documented direct jobsite overhead and documented direct offsite overhead, including onsite supervisory and administrative personnel, will be allowed according to the following table.

| Original Contract Amount | Supervisory and Administrative Personnel |
|--|--|
| Up to \$5,000,000 | One Project Superintendent |
| Over \$ 5,000,000 - up to \$25,000,000 | One Project Manager, One Project Superintendent or Engineer, and One Clerk |
| Over \$25,000,000 - up to \$50,000,000 | One Project Manager, One Project Superintendent, One Engineer, and |

| | |
|-------------------|--|
| | One Clerk |
| Over \$50,000,000 | One Project Manager, Two Project Superintendents, One Engineer, and One Clerk |

(2) Home Office and Unabsorbed Overhead. Payment for home office and unabsorbed overhead will be calculated as 8 percent of the total delay cost.

(c) Extended Traffic Control. Traffic control required for an extended period of time due to the delay will be paid for according to Article 109.04.

When an extended traffic control adjustment is paid under this provision, an adjusted unit price as provided for in Article 701.20(a) for increase or decrease in the value of work by more than ten percent will not be paid.

Upon payment for a contract delay under this provision, the Contractor shall assign subrogation rights to the Department for the Department's efforts of recovery from any other party for monies paid by the Department as a result of any claim under this provision. The Contractor shall fully cooperate with the Department in its efforts to recover from another party any money paid to the Contractor for delay damages under this provision."

80384

DISADVANTAGED BUSINESS ENTERPRISE PARTICIPATION (BDE)

Effective: September 1, 2000

Revised: January 2, 2025

1. OVERVIEW AND GENERAL OBLIGATION. The Department of Transportation, as a recipient of federal financial assistance, is required to take all necessary and reasonable steps to ensure nondiscrimination in the award and administration of contracts. Consequently, the federal regulatory provisions of 49 CFR Part 26 apply to this contract concerning the utilization of disadvantaged business enterprises. For the purposes of this Special Provision, a disadvantaged business enterprise (DBE) means a business certified in accordance with the requirements of 49 CFR Part 26 and listed in the Illinois Unified Certification Program (IL UCP) DBE Directory. Award of the contract is conditioned on meeting the requirements of 49 CFR Part 26, and failure by the Contractor to carry out the requirements of Part 26 is a material breach of the contract and may result in the termination of the contract or such other remedies as the Department deems appropriate.
2. CONTRACTOR ASSURANCE. All assurances set forth in FHWA 1273 are hereby incorporated by reference and will be physically attached to the final contract and all subcontracts.
3. CONTRACT GOAL TO BE ACHIEVED BY THE CONTRACTOR. The Department has determined the work of this contract has subcontracting opportunities that may be suitable for performance by DBE companies and that, in the absence of unlawful discrimination and in an arena of fair and open competition, DBE companies can be expected to perform **9%** of the work. This percentage is set as the DBE participation goal for this contract. Consequently, in addition to the other award criteria established for this contract, the Department will only award this contract to a bidder who makes a good faith effort to meet this goal of DBE participation in the performance of the work in accordance with the requirements of 49 CFR 26.53 and SBE Memorandum No. 24-02.
4. IDENTIFICATION OF CERTIFIED DBE. Information about certified DBE Contractors can be found in the Illinois UCP Directory. Bidders can obtain additional information and assistance with identifying DBE-certified companies at the Department's website or by contacting the Department's Bureau of Small Business Enterprises at (217) 785-4611.
5. BIDDING PROCEDURES. Compliance with this Special Provision and SBE Policy Memorandum 24-02 is a material bidding requirement. The following shall be included with the bid.
 - (a) DBE Utilization Plan (form SBE 2026) documenting enough DBE participation has been obtained to meet the goal, or a good faith effort has been made to meet the goal even though the efforts did not succeed in obtaining enough DBE participation to meet the goal.

- (b) Applicable DBE Participation Statement (form SBE 2023, 2024, and/or 2025) for each DBE firm the bidder has committed to perform the work to achieve the contract goal.

The required forms and documentation shall be submitted as a single .pdf file using the "Integrated Contractor Exchange (iCX)" application within the Department's "EBids System".

The Department will not accept a bid if it does not meet the bidding procedures set forth herein and the bid will be declared non-responsive. A bidder declared non-responsive for failure to meet the bidding procedures will not give rise to an administrative reconsideration. In the event the bid is declared non-responsive, the Department may elect to cause the forfeiture of the penal sum of the bidder's proposal guaranty and may deny authorization to bid the project if re-advertised for bids.

6. UTILIZATION PLAN EVALUATION. The contract will not be awarded until the Utilization Plan is approved. All information submitted by the bidder must be complete, accurate, and adequately document the bidder has committed to DBE participation sufficient to meet the goal, or that the bidder has made good faith efforts to do so, in the event the bidder cannot meet the goal, in order for the Department to commit to the performance of the contract by the bidder.

The Utilization Plan will be approved by the Department if the Utilization Plan documents sufficient commercially useful DBE work to meet the contract goal or the Department determines, based upon the documentation submitted, that the bidder has made a good faith effort to meet the contract goal pursuant to 49 CFR Part 26, Appendix A and the requirements of SBE 2026.

If the Department determines that a good faith effort has not been made, the Department will notify the responsible company official designated in the Utilization Plan of that determination in accordance with SBE Policy Memorandum 24-02.

7. CALCULATING DBE PARTICIPATION. The Utilization Plan values represent work the bidder commits to have performed by the specified DBEs and paid for upon satisfactory completion. The Department is only able to count toward the achievement of the overall goal and the contract goal the value of payments made for the work actually performed by DBE firms. In addition, a DBE must perform a commercially useful function on the contract to be counted. A commercially useful function is generally performed when the DBE is responsible for the work and is carrying out its responsibilities by actually performing, managing, and supervising the work involved. The Department and Contractor are governed by the provisions of 49 CFR Part 26.55(c) on questions of commercially useful functions as it affects the work. Specific guidelines for counting goal credit are provided in 49 CFR Part 26.55. In evaluating Utilization Plans for award the Department will count goal credit as set forth in Part 26 and in accordance with SBE Policy Memorandum 24-02.
8. CONTRACT COMPLIANCE. The Contractor must utilize the specific DBEs listed to perform the work and supply the materials for which each DBE is listed in the Contractor's approved Utilization Plan, unless the Contractor obtains the Department's written consent to

terminate the DBE or any portion of its work. The DBE Utilization Plan approved by SBE is a condition-of-award, and any deviation to that Utilization Plan, the work set forth therein to be performed by DBE firms, or the DBE firms specified to perform that work, must be approved, in writing, by the Department in accordance with federal regulatory requirements. Deviation from the DBE Utilization Plan condition-of-award without such written approval is a violation of the contract and may result in termination of the contract or such other remedy the Department deems appropriate. The following administrative procedures and remedies govern the compliance by the Contractor with the contractual obligations established by the Utilization Plan.

- (a) NOTICE OF DBE PERFORMANCE. The Contractor shall provide the Engineer with at least three days advance notice of when all DBE firms are expected to perform the work committed under the Contractor's Utilization Plan.
- (b) SUBCONTRACT. If awarded the contract, the Contractor is required to enter into written subcontracts with all DBE firms indicated in the approved Utilization Plan and must provide copies of fully executed DBE subcontracts to the Department upon request. Subcontractors shall ensure that all lower tier subcontracts or agreements with DBEs to supply labor or materials be performed in accordance with this Special Provision.
- (c) PAYMENT TO DBE FIRMS. The Department is prohibited by federal regulations from crediting the participation of a DBE included in the Utilization Plan toward either the contract goal or the Department's overall goal until the amount to be applied toward the goal has been paid to the DBE. The Contractor shall document and report all payments for work performed by DBE certified firms in accordance with Article 109.11 of the Standard Specifications. All records of payment for work performed by DBE certified firms shall be made available to the Department upon request.
- (d) FINAL PAYMENT. After the performance of the final item of work or trucking, or delivery of material by a DBE and final payment to the DBE by the Contractor, but not later than 30 calendar days after payment has been made by the Department to the Contractor for such work or material, the Contractor shall submit a DBE Payment Agreement (form SBE 2115) to the Engineer. If the Contractor does not have the full amount of work indicated in the Utilization Plan performed by the DBE companies indicated in the Utilization Plan and after good faith efforts are reviewed, the Department may deduct from contract payments to the Contractor the amount of the goal not achieved as liquidated and ascertained damages.
- (g) ENFORCEMENT. The Department reserves the right to withhold payment to the Contractor to enforce the provisions of this Special Provision. Final payment shall not be made on the contract until such time as the Contractor submits sufficient documentation demonstrating achievement of the goal in accordance with this Special Provision or after liquidated damages have been determined and collected.

EROSION CONTROL BLANKET (BDE)

Effective: August 1, 2025

Revise Article 251.02 of the Standard Specifications to read:

“251.02 Materials. Materials shall be according to the following.

| Item | Article/Section |
|---|-----------------|
| (a) Compost | 1081.05(b) |
| (b) Mulch | 1081.06(a) |
| (c) Chemical Mulch Binder | 1081.06(a)(3) |
| (d) Chemical Compost Binder | 1081.06(a)(4) |
| (e) Erosion Control Blanket | 1081.10(a) |
| (f) Wildlife Friendly Erosion Control Blanket | 1081.10(b) |
| (g) Wire Staples | 1081.10(c) |
| (h) Wood Stakes | 1081.10(d) |
| (i) Turf Reinforcement Mat | 1081.10(e)” |

Revise the first and second sentences of Article 251.04 of the Standard Specifications to read:

“251.04 Erosion Control Blanket. All erosion control blanket materials shall be placed on the areas specified within 24 hours of seed placement.”

Revise the second paragraph of Article 251.04 of the Standard Specifications to read:

“After the area has been properly shaped, fertilized (when applicable), and seeded, the blanket shall be laid out flat, evenly, and smoothly, without stretching the material. The erosion control blanket shall be placed according to the manufacture’s recommendations.”

Revise the second sentence of Article 251.06(b) of the Standard Specifications to read:

“Erosion control blanket, wildlife friendly erosion control blanket, and turf reinforcement mat will be measured for payment in square yards (square meters).”

Revise Article 251.07 of the Standard Specifications to read:

“251.07 Basis of Payment. This work will be paid for at the contract unit price per acre (hectare) for MULCH, of the method specified; and at the contract unit price per square yard (square meter) for EROSION CONTROL BLANKET, WILDLIFE FRIENDLY EROSION CONTROL BLANKET, or TURF REINFORCEMENT MAT.”

Revise first sentence of Article 280.04(h) of the Standard Specifications to read:

“This system consists of temporarily installing erosion control blanket or wildlife friendly erosion control blanket over areas that are to be reworked during a later construction phase.”

Revise Article 280.08(g) of the Standard Specifications to read:

“(g) Temporary Erosion Control Blanket. Temporary erosion control blanket will be paid for at the contract unit price per square yard (square meter) for TEMPORARY EROSION CONTROL BLANKET or TEMPORARY WILDLIFE FRIENDLY EROSION CONTROL BLANKET.

The work of removing, storing, and reinstalling the blanket over areas to be reworked more than once will not be paid for separately but shall be included in the cost of the temporary erosion control blanket or temporary wildlife friendly erosion control blanket.”

Revise Article 1081.10 of the Standard Specifications to read:

“**1081.10 Erosion Control Blankets.** The manufacturer shall furnish a certificate with each shipment stating the amount of product furnished and that the material complies with these requirements.

(a) Erosion Control Blanket. Erosion control blanket shall be covered on top and bottom, also known as double net, with a 100 percent biodegradable woven, natural fiber or jute net meeting the following.

| Material | Minimum Value |
|-----------------------|---------------------------------|
| Excelsior | 80% |
| Straw | 100% |
| Coconut or Coir | 100% Coconut or Coir |
| Straw/Coconut or Coir | 70% Straw / 30% Coconut or Coir |

(b) Wildlife Friendly Erosion Control Blanket. Wildlife friendly erosion control blanket shall be according to Article 1081.10(a) except the netting shall be loose weave, also known as leno weave or gauze weave, with a moveable joint.

(c) Wire Staples. Staples shall be made from No. 11 gauge or heavier uncoated black carbon steel wire, a minimum of 1 in. (25 mm) wide at the top and a minimum overall length of 8 in. (200 mm).

(d) Wood Stakes. Hardwood blanket anchors shall be nominally 7 in. (180 mm) long from neck of hook to tip of anchor. The anchor shall have a minimum 1/2 in. (13 mm) curving hook to hold the blanket in place.

(e) Turf Reinforcement Mat (TRM). The TRM shall be comprised of non-degradable, ultraviolet stabilized synthetic fibers, filaments, netting, and/or wire mesh processed into

a three-dimensional reinforced mat. The mats may include degradable material to assist with vegetation establishment. Soil filled mats will not be allowed.

The TRM shall meet the following physical and performance properties:

| Property | Value | Test Method |
|--|-----------------|---|
| Tensile Strength, lb/ft (kN/m) | 150 (2.19) min. | ASTM D 6818 |
| UV Stability, (% Tensile Retained) | 80 min. | ASTM D 4355 (1000 Hour Exposure) |
| Resiliency, (% Thickness Retained) | 80 min. | ASTM D 6524 |
| Allowable Shear Stress, lb/sq ft (Pa) ^{1/} | 8 (384) | ECTC approved test method and independent laboratory |

1/ Minimum shear stress the TRM (fully vegetated) can sustain without physical damage or excess erosion (> 1/2 in. (13 mm) soil loss) during a 30 minute flow event in large scale testing.

For TRMs containing degradable components, all property values shall be obtained on the non-degradable portion of the matting alone.”

80467

GUARDRAIL (BDE)

Effective: November 1, 2025

Revise Article 701.17(f) of the Standard Specifications to read:

- “(f) Guardrail. Where guardrail is temporarily removed or where the guardrail installation is incomplete, Type II barricades or drums shall be placed at 50 ft (15 m) centers during completion of the work.

Guardrail installation shall be completed within three calendar days of removal or shielded with a temporary longitudinal traffic barrier approved by the Engineer.

On staged construction projects all guardrail and end terminal installations shall be complete prior to switching traffic.”

80471

HOT-MIX ASPHALT (BDE)

Effective: January 1, 2024

Revised: January 1, 2025

Revise the first and second paragraphs of Articles 1030.06(c)(2) of the Standard Specifications to read:

“(2) Personnel. The Contractor shall provide a QC Manager who shall have overall responsibility and authority for quality control. This individual shall maintain active certification as a Hot-Mix Asphalt Level II technician.

In addition to the QC Manager, the Contractor shall provide sufficient personnel to perform the required visual inspections, sampling, testing, and documentation in a timely manner. Mix designs shall be developed by personnel with an active certification as a Hot-Mix Asphalt Level III technician. Technicians performing mix design testing and plant sampling/testing shall maintain active certification as a Hot-Mix Asphalt Level I technician. The Contractor may provide a technician trainee who has successfully completed the Department's "Hot-Mix Asphalt Trainee Course" to assist in the activities completed by a Hot-Mix Asphalt Level I technician for a period of one year after the course completion date. The Contractor may also provide a Gradation Technician who has successfully completed the Department's "Gradation Technician Course" to run gradation tests only under the supervision of a Hot-Mix Asphalt Level II Technician. The Contractor shall provide a Hot-Mix Asphalt Density Tester who has successfully completed the Department's "Nuclear Density Testing" course to run all nuclear density tests on the job site.”

Revise the second paragraph of Articles 1030.07(a)(11) and 1030.08(a)(9) of the Standard Specifications to read:

“When establishing the target density, the HMA maximum theoretical specific gravity (G_{mm}) will be based on the running average of four available Department test results for that project. If less than four G_{mm} test results are available, an average of all available Department test results for that project will be used. The initial G_{mm} will be the last available Department test result from a QMP project. If there is no available Department test result from a QMP project, the Department mix design verification test result will be used as the initial G_{mm} .”

Revise Article 1030.09(g)(2) of the Standard Specifications to read:

“(2) The Contractor shall complete split verification sample tests listed in the Limits of Precision table in Article 1030.09(h)(1).”

In the Supplemental Specifications, replace the revision for the end of the third paragraph of Article 1030.09(h)(2) with the following:

“When establishing the target density, the HMA maximum theoretical specific gravity (G_{mm}) will be the Department mix design verification test result.”

Revise the tenth paragraph of Article 1030.10 of the Standard Specifications to read:

“Production is not required to stop after a test strip has been constructed.”

80456

PAVEMENT MARKING (BDE)

Effective: April 1, 2025

Revised: November 1, 2025

Revise the fourth sentence of the fourth paragraph of Article 780.05 of the Standard Specifications to read:

“Grooves for letters and symbols shall be cut in a rectangular shape or in the shape of the proposed marking so the entire marking will fit within the limits of the grooved area.”

Revise the last sentence of the third paragraph of Article 780.08 of the Standard Specifications to read:

“The Contractor shall install the preformed plastic pavement markings according to the manufacturer’s recommendations.”

Revise the second sentence of the first paragraph of Article 780.13 of the Standard Specifications to read:

“In addition, thermoplastic, preformed plastic, epoxy, preformed thermoplastic, polyurea, and modified urethane pavement markings will be inspected following a winter performance period that extends from November 15 to April 1 of the next year.”

80464

PERFORMANCE GRADED ASPHALT BINDER (BDE)

Effective: January 1, 2023

Revise Article 1032.05 of the Standard Specifications to read:

“1032.05 Performance Graded Asphalt Binder. These materials will be accepted according to the Bureau of Materials Policy Memorandum, “Performance Graded Asphalt Binder Qualification Procedure.” The Department will maintain a qualified producer list. These materials shall be free from water and shall not foam when heated to any temperature below the actual flash point. Air blown asphalt, recycle engine oil bottoms (ReOB), and polyphosphoric acid (PPA) modification shall not be used.

When requested, producers shall provide the Engineer with viscosity/temperature relationships for the performance graded asphalt binders delivered and incorporated in the work.

- (a) Performance Graded (PG) Asphalt Binder. The asphalt binder shall meet the requirements of AASHTO M 320, Table 1 “Standard Specification for Performance Graded Asphalt Binder” for the grade shown on the plans and the following.

| Test | Parameter |
|---|------------|
| Small Strain Parameter (AASHTO PP 113) BBR, ΔT_c , 40 hrs PAV (40 hrs continuous or 2 PAV at 20 hrs) | -5 °C min. |

- (b) Modified Performance Graded (PG) Asphalt Binder. The asphalt binder shall meet the requirements of AASHTO M 320, Table 1 “Standard Specification for Performance Graded Asphalt Binder” for the grade shown on the plans.

Asphalt binder modification shall be performed at the source, as defined in the Bureau of Materials Policy Memorandum, “Performance Graded Asphalt Binder Qualification Procedure.”

Modified asphalt binder shall be safe to handle at asphalt binder production and storage temperatures or HMA construction temperatures. Safety Data Sheets (SDS) shall be provided for all asphalt modifiers.

- (1) Polymer Modification (SB/SBS or SBR). Elastomers shall be added to the base asphalt binder to achieve the specified performance grade and shall be either a styrene-butadiene diblock, triblock copolymer without oil extension, or a styrene-butadiene rubber. The polymer modified asphalt binder shall be smooth, homogeneous, and be according to the requirements shown in Table 1 or 2 for the grade shown on the plans.

| Table 1 - Requirements for Styrene-Butadiene Copolymer (SB/SBS) Modified Asphalt Binders | | |
|---|---|---|
| Test | Asphalt Grade SB/SBS PG 64-28 SB/SBS PG 70-22 | Asphalt Grade SB/SBS PG 64-34 SB/SBS PG 70-28 SB/SBS PG 76-22 SB/SBS PG 76-28 |
| Separation of Polymer ITP, "Separation of Polymer from Asphalt Binder" Difference in °F (°C) of the softening point between top and bottom portions | 4 (2) max. | 4 (2) max. |
| TESTS ON RESIDUE FROM ROLLING THIN FILM OVEN TEST (AASHTO T 240) | | |
| Elastic Recovery ASTM D 6084, Procedure A, 77 °F (25 °C), 100 mm elongation, % | 60 min. | 70 min. |

| Table 2 - Requirements for Styrene-Butadiene Rubber (SBR) Modified Asphalt Binders | | |
|---|---|---|
| Test | Asphalt Grade SBR PG 64-28 SBR PG 70-22 | Asphalt Grade SB/SBS PG 64-34 SB/SBS PG 70-28 SBR PG 76-22 SBR PG 76-28 |
| Separation of Polymer ITP, "Separation of Polymer from Asphalt Binder" Difference in °F (°C) of the softening point between top and bottom portions | 4 (2) max. | 4 (2) max. |
| Toughness ASTM D 5801, 77 °F (25 °C), 20 in./min. (500 mm/min.), in.-lbs (N-m) | 110 (12.5) min. | 110 (12.5) min. |
| Tenacity ASTM D 5801, 77 °F (25 °C), 20 in./min. (500 mm/min.), in.-lbs (N-m) | 75 (8.5) min. | 75 (8.5) min. |
| TESTS ON RESIDUE FROM ROLLING THIN FILM OVEN TEST (AASHTO T 240) | | |
| Elastic Recovery ASTM D 6084, Procedure A, 77 °F (25 °C), 100 mm elongation, % | 40 min. | 50 min. |

- (2) Ground Tire Rubber (GTR) Modification. GTR modification is the addition of recycled ground tire rubber to liquid asphalt binder to achieve the specified performance grade. GTR shall be produced from processing automobile and/or truck tires by the ambient

grinding method or micronizing through a cryogenic process. GTR shall not exceed 1/16 in. (2 mm) in any dimension and shall not contain free metal particles, moisture that would cause foaming of the asphalt, or other foreign materials. A mineral powder (such as talc) meeting the requirements of AASHTO M 17 may be added, up to a maximum of four percent by weight of GTR to reduce sticking and caking of the GTR particles. When tested in accordance with Illinois Modified AASHTO T 27 “Standard Method of Test for Sieve Analysis of Fine and Coarse Aggregates” or AASHTO PP 74 “Standard Practice for Determination of Size and Shape of Glass Beads Used in Traffic Markings by Means of Computerized Optical Method”, a 50 g sample of the GTR shall conform to the following gradation requirements.

| Sieve Size | Percent Passing |
|----------------------|-----------------|
| No. 16 (1.18 mm) | 100 |
| No. 30 (600 μ m) | 95 \pm 5 |
| No. 50 (300 μ m) | > 20 |

GTR modified asphalt binder shall be tested for rotational viscosity according to AASHTO T 316 using spindle S27. GTR modified asphalt binder shall be tested for original dynamic shear and RTFO dynamic shear according to AASHTO T 315 using a gap of 2 mm.

The GTR modified asphalt binder shall meet the requirements of Table 3.

| Table 3 - Requirements for Ground Tire Rubber (GTR) Modified Asphalt Binders | | |
|--|---|---|
| Test | Asphalt Grade GTR PG 64-28 GTR PG 70-22 | Asphalt Grade GTR PG 76-22 GTR PG 76-28 GTR PG 70-28 |
| TESTS ON RESIDUE FROM ROLLING THIN FILM OVEN TEST (AASHTO T 240) | | |
| Elastic Recovery ASTM D 6084, Procedure A, 77 °F (25 °C), 100 mm elongation, % | 60 min. | 70 min. |

- (3) Softener Modification (SM). Softener modification is the addition of organic compounds, such as engineered flux, bio-oil blends, modified vegetable oils, glycol amines, and fatty acid derivatives, to the base asphalt binder to achieve the specified performance grade. Softeners shall be dissolved, dispersed, or reacted in the asphalt binder to enhance its performance and shall remain compatible with the asphalt binder with no separation. Softeners shall not be added to modified PG asphalt binder as defined in Articles 1032.05(b)(1) or 1032.05(b)(2).

An Attenuated Total Reflectance-Fourier Transform Infrared spectrum (ATR-FTIR) shall be collected for both the softening compound as well as the softener modified

asphalt binder at the dose intended for qualification. The ATR-FTIR spectra shall be collected on unaged softener modified binder, 20-hour Pressurized Aging Vessel (PAV) aged softener modified binder, and 40-hour PAV aged softener modified binder. The ATR-FTIR shall be collected in accordance with Illinois Test Procedure 601. The electronic files spectral files (in one of the following extensions or equivalent: *.SPA, *.SPG, *.IRD, *.IFG, *.CSV, *.SP, *.IRS, *.GAML, *. [0-9], *.IGM, *.ABS, *.DRT, *.SBM, *.RAS) shall be submitted to the Central Bureau of Materials.

Softener modified asphalt binders shall meet the requirements in Table 4.

| Table 4 - Requirements for Softener Modified Asphalt Binders | | |
|--|---------------|-------------|
| Test | Asphalt Grade | |
| | SM PG 46-28 | SM PG 46-34 |
| | SM PG 52-28 | SM PG 52-34 |
| | SM PG 58-22 | SM PG 58-28 |
| | SM PG 64-22 | |
| Small Strain Parameter (AASHTO PP 113) BBR, ΔT_c , 40 hrs PAV (40 hrs continuous or 2 PAV at 20 hrs) | -5°C min. | |
| Large Strain Parameter (Illinois Modified AASHTO T 391) DSR/LAS Fatigue Property, $\Delta G^* _{peak}$, 40 hrs PAV (40 hrs continuous or 2 PAV at 20 hrs) | ≥ 54 % | |

The following grades may be specified as tack coats.

| Asphalt Grade | Use |
|------------------------------|-----------|
| PG 58-22, PG 58-28, PG 64-22 | Tack Coat |

Revise Article 1031.06(c)(1) and 1031.06(c)(2) of the Standard Specifications to read:

“(1) RAP/RAS. When RAP is used alone or RAP is used in conjunction with RAS, the percentage of virgin ABR shall not exceed the amounts listed in the following table.

| HMA Mixtures - RAP/RAS Maximum ABR % ^{1/2/} | | | |
|--|--------|---------|--|
| Ndesign | Binder | Surface | Polymer Modified Binder or Surface ^{3/} |
| 30 | 30 | 30 | 10 |
| 50 | 25 | 15 | 10 |
| 70 | 15 | 10 | 10 |
| 90 | 10 | 10 | 10 |

1/ For Low ESAL HMA shoulder and stabilized subbase, the RAP/RAS ABR shall not exceed 50 percent of the mixture.

- 2/ When RAP/RAS ABR exceeds 20 percent, the high and low virgin asphalt binder grades shall each be reduced by one grade (i.e. 25 percent ABR would require a virgin asphalt binder grade of PG 64-22 to be reduced to a PG 58-28).
- 3/ The maximum ABR percentages for ground tire rubber (GTR) modified mixes shall be equivalent to the percentages specified for SBS/SBR polymer modified mixes.
- (2) FRAP/RAS. When FRAP is used alone or FRAP is used in conjunction with RAS, the percentage of virgin asphalt binder replacement shall not exceed the amounts listed in the following table.

| HMA Mixtures - FRAP/RAS Maximum ABR % ^{1/ 2/} | | | |
|--|--------|---------|--|
| Ndesign | Binder | Surface | Polymer Modified Binder or Surface ^{3/} |
| 30 | 55 | 45 | 15 |
| 50 | 45 | 40 | 15 |
| 70 | 45 | 35 | 15 |
| 90 | 45 | 35 | 15 |
| SMA | - - | - - | 25 |
| IL-4.75 | - - | - - | 35 |

- 1/ For Low ESAL HMA shoulder and stabilized subbase, the FRAP/RAS ABR shall not exceed 50 percent of the mixture.
- 2/ When FRAP/RAS ABR exceeds 20 percent for all mixes, the high and low virgin asphalt binder grades shall each be reduced by one grade (i.e. 25 percent ABR would require a virgin asphalt binder grade of PG 64-22 to be reduced to a PG 58-28).
- 3/ The maximum ABR percentages for GTR modified mixes shall be equivalent to the percentages specified for SBS/SBR polymer modified mixes."

Add the following to the end of Note 2 of Article 1030.03 of the Standard Specifications.

"A dedicated storage tank for the ground tire rubber (GTR) modified asphalt binder shall be provided. This tank shall be capable of providing continuous mechanical mixing throughout and/or recirculation of the asphalt binder to provide a uniform mixture. The tank shall be heated and capable of maintaining the temperature of the asphalt binder at 300 °F to 350 °F (149 °C to 177 °C). The asphalt binder metering systems of dryer drum plants shall be calibrated with the actual GTR modified asphalt binder material with an accuracy of ± 0.40 percent."

REMOVAL AND DISPOSAL OF REGULATED SUBSTANCES (BDE)

Effective: January 1, 2024

Revised: April 1, 2024

Revise the first paragraph of Article 669.04 of the Standard Specifications to read:

“669.04 Regulated Substances Monitoring. Regulated substances monitoring includes environmental observation and field screening during regulated substances management activities. The excavated soil and groundwater within the work areas shall be managed as either uncontaminated soil, hazardous waste, special waste, or non-special waste.

As part of the regulated substances monitoring, the monitoring personnel shall perform and document the applicable duties listed on form BDE 2732 “Regulated Substances Monitoring Daily Record (RSM DR)”.

Revise the first two sentences of the nineteenth paragraph of Article 669.05 of the Standard Specifications to read:

“The Contractor shall coordinate waste disposal approvals with the disposal facility and provide the specific analytical testing requirements of that facility. The Contractor shall make all arrangements for collection, transportation, and analysis of landfill acceptance testing.”

Revise the last paragraph of Article 669.05 of the Standard Specifications to read:

“The Contractor shall select a permitted landfill facility or CCDD/USFO facility meeting the requirements of 35 Ill. Admin. Code Parts 810-814 or Part 1100, respectively. The Department will review and approve or reject the facility proposed by the Contractor based upon information provided in BDE 2730. The Contractor shall verify whether the selected facility is compliant with those applicable standards as mandated by their permit and whether the facility is presently, has previously been, or has never been, on the United States Environmental Protection Agency (U.S. EPA) National Priorities List or the Resource Conservation and Recovery Act (RCRA) List of Violating Facilities. The use of a Contractor selected facility shall in no manner delay the construction schedule or alter the Contractor's responsibilities as set forth.”

Revise the first paragraph of Article 669.07 of the Standard Specifications to read:

“669.07 Temporary Staging. Soil classified according to Articles 669.05(a)(2), (b)(1), or (c) may be temporarily staged at the Contractor's option. All other soil classified according to Articles 669.05(a)(1), (a)(3), (a)(4), (a)(5), (a)(6), or (b)(2) shall be managed and disposed of without temporary staging to the greatest extent practicable. If circumstances beyond the Contractor's control require temporary staging of these latter materials, the Contractor shall request approval from the Engineer in writing.

Topsoil for re-use as final cover which has been field screened and found not to exhibit PID readings over daily background readings as documented on the BDE 2732, visual staining or

odors, and is classified according to Articles 669.05(a)(2), (a)(3), (a)(4), (b)(1), or (c) may be temporarily staged at the Contractor's option."

Add the following paragraph after the sixth paragraph of Article 669.11 of the Standard Specifications.

"The sampling and testing of effluent water derived from dewatering discharges for priority pollutants volatile organic compounds (VOCs), priority pollutants semi-volatile organic compounds (SVOCs), or priority pollutants metals, will be paid for at the contract unit price per each for VOCS GROUNDWATER ANALYSIS using EPA Method 8260B, SVOCS GROUNDWATER ANALYSIS using EPA Method 8270C, or RCRA METALS GROUNDWATER ANALYSIS using EPA Methods 6010B and 7471A. This price shall include transporting the sample from the job site to the laboratory."

Revise the first sentence of the eight paragraph of Article 669.11 of the Standard Specifications to read:

"Payment for temporary staging of soil classified according to Articles 669.05(a)(1), (a)(3), (a)(4), (a)(5), (a)(6), or (b)(2) to be managed and disposed of, if required and approved by the Engineer, will be paid according to Article 109.04."

80455

SEEDING (BDE)

Effective: November 1, 2022

Revise Article 250.07 of the Standard Specifications to read:

“250.07 Seeding Mixtures. The classes of seeding mixtures and combinations of mixtures will be designated in the plans.

When an area is to be seeded with two or more seeding classes, those mixtures shall be applied separately on the designated area within a seven day period. Seeding shall occur prior to placement of mulch cover. A Class 7 mixture can be applied at any time prior to applying any seeding class or added to them and applied at the same time.

| TABLE 1 - SEEDING MIXTURES | | |
|--|---|--|
| Class - Type | Seeds | lb/acre (kg/hectare) |
| 1 Lawn Mixture 1/ | Kentucky Bluegrass Perennial Ryegrass <i>Festuca rubra</i> ssp. <i>rubra</i> (Creeping Red Fescue) | 100 (110) 60 (70) 40 (50) |
| 1A Salt Tolerant Lawn Mixture 1/ | Kentucky Bluegrass Perennial Ryegrass <i>Festuca rubra</i> ssp. <i>rubra</i> (Creeping Red Fescue) <i>Festuca brevipila</i> (Hard Fescue) <i>Puccinellia distans</i> (Fults Saltgrass or Salty Alkaligrass) | 60 (70) 20 (20) 20 (20) 20 (20) 60 (70) |
| 1B Low Maintenance Lawn Mixture 1/ | Turf-Type Fine Fescue 3/ Perennial Ryegrass Red Top <i>Festuca rubra</i> ssp. <i>rubra</i> (Creeping Red Fescue) | 150 (170) 20 (20) 10 (10) 20 (20) |
| 2 Roadside Mixture 1/ | <i>Lolium arundinaceum</i> (Tall Fescue) Perennial Ryegrass <i>Festuca rubra</i> ssp. <i>rubra</i> (Creeping Red Fescue) Red Top | 100 (110) 50 (55) 40 (50) 10 (10) |
| 2A Salt Tolerant Roadside Mixture 1/ | <i>Lolium arundinaceum</i> (Tall Fescue) Perennial Ryegrass <i>Festuca rubra</i> ssp. <i>rubra</i> (Creeping Red Fescue) <i>Festuca brevipila</i> (Hard Fescue) <i>Puccinellia distans</i> (Fults Saltgrass or Salty Alkaligrass) | 60 (70) 20 (20) 30 (20) 30 (20) 60 (70) |
| 3 Northern Illinois Slope Mixture 1/ | <i>Elymus canadensis</i> (Canada Wild Rye) 5/ Perennial Ryegrass Alsike Clover 4/ <i>Desmanthus illinoensis</i> (Illinois Bundleflower) 4/ 5/ <i>Schizachyrium scoparium</i> (Little Bluestem) 5/ <i>Bouteloua curtipendula</i> (Side-Oats Grama) 5/ <i>Puccinellia distans</i> (Fults Saltgrass or Salty Alkaligrass) Oats, Spring Slender Wheat Grass 5/ Buffalo Grass 5/ 7/ | 5 (5) 20 (20) 5 (5) 2 (2) 12 (12) 10 (10) 30 (35) 50 (55) 15 (15) 5 (5) |
| 3A Southern Illinois Slope Mixture 1/ | Perennial Ryegrass <i>Elymus canadensis</i> (Canada Wild Rye) 5/ <i>Panicum virgatum</i> (Switchgrass) 5/ <i>Schizachyrium scoparium</i> (Little Blue Stem) 5/ <i>Bouteloua curtipendula</i> (Side-Oats Grama) 5/ <i>Dalea candida</i> (White Prairie Clover) 4/ 5/ <i>Rudbeckia hirta</i> (Black-Eyed Susan) 5/ Oats, Spring | 20 (20) 20 (20) 10 (10) 12 (12) 10 (10) 5 (5) 5 (5) 50 (55) |

| Class – Type | | Seeds | lb/acre (kg/hectare) |
|--------------|--|--|----------------------|
| 4 | Native Grass 2/ 6/ | <i>Andropogon gerardi</i> | 4 (4) |
| | | (Big Blue Stem) 5/ | |
| | | <i>Schizachyrium scoparium</i> | 5 (5) |
| | | (Little Blue Stem) 5/ | |
| | | <i>Bouteloua curtipendula</i> | 5 (5) |
| | | (Side-Oats Grama) 5/ | |
| | | <i>Elymus canadensis</i> | 1 (1) |
| | | (Canada Wild Rye) 5/ | |
| | | <i>Panicum virgatum</i> (Switch Grass) 5/ | 1 (1) |
| | | <i>Sorghastrum nutans</i> (Indian Grass) 5/ | 2 (2) |
| 4A | Low Profile Native Grass 2/ 6/ | Annual Ryegrass | 25 (25) |
| | | Oats, Spring | 25 (25) |
| | | Perennial Ryegrass | 15 (15) |
| | | <i>Schizachyrium scoparium</i> | 5 (5) |
| | | (Little Blue Stem) 5/ | |
| | | <i>Bouteloua curtipendula</i> | 5 (5) |
| | | (Side-Oats Grama) 5/ | |
| | | <i>Elymus canadensis</i> | 1 (1) |
| | | (Canada Wild Rye) 5/ | |
| | | <i>Sporobolus heterolepis</i> | 0.5 (0.5) |
| 4B | Wetland Grass and Sedge Mixture 2/ 6/ | Annual Ryegrass | 25 (25) |
| | | Oats, Spring | 25 (25) |
| | | Wetland Grasses (species below) 5/ | 6 (6) |
| | | <u>Species:</u> | <u>% By Weight</u> |
| | | <i>Calamagrostis canadensis</i> (Blue Joint Grass) | 12 |
| | | <i>Carex lacustris</i> (Lake-Bank Sedge) | 6 |
| | | <i>Carex slipata</i> (Awl-Fruited Sedge) | 6 |
| | | <i>Carex stricta</i> (Tussock Sedge) | 6 |
| | | <i>Carex vulpinoidea</i> (Fox Sedge) | 6 |
| | | <i>Eleocharis acicularis</i> (Needle Spike Rush) | 3 |
| | | <i>Eleocharis obtusa</i> (Blunt Spike Rush) | 3 |
| | | <i>Glyceria striata</i> (Fowl Manna Grass) | 14 |
| | | <i>Juncus effusus</i> (Common Rush) | 6 |
| | | <i>Juncus tenuis</i> (Slender Rush) | 6 |
| | | <i>Juncus torreyi</i> (Torrey's Rush) | 6 |
| | | <i>Leersia oryzoides</i> (Rice Cut Grass) | 10 |
| | | <i>Scirpus acutus</i> (Hard-Stemmed Bulrush) | 3 |
| | | <i>Scirpus atrovirens</i> (Dark Green Rush) | 3 |
| | | <i>Bolboschoenus fluviatilis</i> (River Bulrush) | 3 |
| | | <i>Schoenoplectus tabernaemontani</i> (Softstem Bulrush) | 3 |
| | | <i>Spartina pectinata</i> (Cord Grass) | 4 |

| Class – Type | Seeds | lb/acre (kg/hectare) |
|--------------|--|---|
| 5 | Forb with Annuals Mixture 2/ 5/ 6/ | Annuals Mixture (Below) Forb Mixture (Below) |
| | | 1 (1) 10 (10) |
| | Annuals Mixture - Mixture not exceeding 25 % by weight of any one species, of the following: | |
| | <i>Coreopsis lanceolata</i> (Sand Coreopsis) <i>Leucanthemum maximum</i> (Shasta Daisy) <i>Gaillardia pulchella</i> (Blanket Flower) <i>Ratibida columnifera</i> (Prairie Coneflower) <i>Rudbeckia hirta</i> (Black-Eyed Susan) | |
| | Forb Mixture - Mixture not exceeding 5 % by weight PLS of any one species, of the following: | |
| | <i>Amorpha canescens</i> (Lead Plant) 4/ <i>Anemone cylindrica</i> (Thimble Weed) <i>Asclepias tuberosa</i> (Butterfly Weed) <i>Aster azureus</i> (Sky Blue Aster) <i>Symphyotrichum leave</i> (Smooth Aster) <i>Aster novae-angliae</i> (New England Aster) <i>Baptisia leucantha</i> (White Wild Indigo) 4/ <i>Coreopsis palmata</i> (Prairie Coreopsis) <i>Echinacea pallida</i> (Pale Purple Coneflower) <i>Eryngium yuccifolium</i> (Rattlesnake Master) <i>Helianthus mollis</i> (Downy Sunflower) <i>Heliopsis helianthoides</i> (Ox-Eye) <i>Liatris aspera</i> (Rough Blazing Star) <i>Liatris pycnostachya</i> (Prairie Blazing Star) <i>Monarda fistulosa</i> (Prairie Bergamot) <i>Parthenium integrifolium</i> (Wild Quinine) <i>Dalea candida</i> (White Prairie Clover) 4/ <i>Dalea purpurea</i> (Purple Prairie Clover) 4/ <i>Physostegia virginiana</i> (False Dragonhead) <i>Potentilla arguta</i> (Prairie Cinquefoil) <i>Ratibida pinnata</i> (Yellow Coneflower) <i>Rudbeckia subtomentosa</i> (Fragrant Coneflower) <i>Silphium laciniatum</i> (Compass Plant) <i>Silphium terebinthinaceum</i> (Prairie Dock) <i>Oligoneuron rigidum</i> (Rigid Goldenrod) <i>Tradescantia ohiensis</i> (Spiderwort) <i>Veronicastrum virginicum</i> (Culver's Root) | |

| Class – Type | | Seeds | lb/acre (kg/hectare) |
|--------------|---|--|--|
| 5A | Large Flower Native Forb Mixture 2/ 5/ 6/ | Forb Mixture (see below) | 5 (5) |
| | <u>Species:</u> | <u>% By Weight</u> | |
| | <i>Aster novae-angliae</i> (New England Aster) | 5 | |
| | <i>Echinacea pallida</i> (Pale Purple Coneflower) | 10 | |
| | <i>Helianthus mollis</i> (Downy Sunflower) | 10 | |
| | <i>Heliopsis helianthoides</i> (Ox-Eye) | 10 | |
| | <i>Liatris pycnostachya</i> (Prairie Blazing Star) | 10 | |
| | <i>Ratibida pinnata</i> (Yellow Coneflower) | 5 | |
| | <i>Rudbeckia hirta</i> (Black-Eyed Susan) | 10 | |
| | <i>Silphium laciniatum</i> (Compass Plant) | 10 | |
| | <i>Silphium terebinthinaceum</i> (Prairie Dock) | 20 | |
| | <i>Oligoneuron rigidum</i> (Rigid Goldenrod) | 10 | |
| 5B | Wetland Forb 2/ 5/ 6/ | Forb Mixture (see below) | 2 (2) |
| | <u>Species:</u> | <u>% By Weight</u> | |
| | <i>Acorus calamus</i> (Sweet Flag) | 3 | |
| | <i>Angelica atropurpurea</i> (Angelica) | 6 | |
| | <i>Asclepias incarnata</i> (Swamp Milkweed) | 2 | |
| | <i>Aster puniceus</i> (Purple Stemmed Aster) | 10 | |
| | <i>Bidens cernua</i> (Beggarticks) | 7 | |
| | <i>Eutrochium maculatum</i> (Spotted Joe Pye Weed) | 7 | |
| | <i>Eupatorium perfoliatum</i> (Boneset) | 7 | |
| | <i>Helenium autumnale</i> (Autumn Sneezeweed) | 2 | |
| | <i>Iris virginica shrevei</i> (Blue Flag Iris) | 2 | |
| | <i>Lobelia cardinalis</i> (Cardinal Flower) | 5 | |
| | <i>Lobelia siphilitica</i> (Great Blue Lobelia) | 5 | |
| | <i>Lythrum alatum</i> (Winged Loosestrife) | 2 | |
| | <i>Physostegia virginiana</i> (False Dragonhead) | 5 | |
| | <i>Persicaria pensylvanica</i> (Pennsylvania Smartweed) | 10 | |
| | <i>Persicaria lapathifolia</i> (Curlytop Knotweed) | 10 | |
| | <i>Pycnanthemum virginianum</i> (Mountain Mint) | 5 | |
| | <i>Rudbeckia laciniata</i> (Cut-leaf Coneflower) | 5 | |
| | <i>Oligoneuron riddellii</i> (Riddell Goldenrod) | 2 | |
| | <i>Sparganium eurycarpum</i> (Giant Burreed) | 5 | |
| 6 | Conservation Mixture 2/ 6/ | <i>Schizachyrium scoparium</i> (Little Blue Stem) 5/ <i>Elymus canadensis</i> (Canada Wild Rye) 5/ Buffalo Grass 5/ 7/ Vernal Alfalfa 4/ Oats, Spring | 5 (5) 2 (2) 5 (5) 15 (15) 48 (55) |
| 6A | Salt Tolerant Conservation Mixture 2/ 6/ | <i>Schizachyrium scoparium</i> (Little Blue Stem) 5/ <i>Elymus canadensis</i> (Canada Wild Rye) 5/ Buffalo Grass 5/ 7/ Vernal Alfalfa 4/ Oats, Spring <i>Puccinellia distans</i> (Fulst Saltgrass or Salty Alkaligrass) | 5 (5) 2 (2) 5 (5) 15 (15) 48 (55) 20 (20) |
| 7 | Temporary Turf Cover Mixture | Perennial Ryegrass Oats, Spring | 50 (55) 64 (70) |

Notes:

- 1/ Seeding shall be performed when the ambient temperature has been between 45 °F (7 °C) and 80 °F (27 °C) for a minimum of seven (7) consecutive days and is forecasted to be the same for the next five (5) days according to the National Weather Service.
- 2/ Seeding shall be performed in late fall through spring beginning when the ambient temperature has been below 45 °F (7 °C) for a minimum of seven (7) consecutive days and ending when the ambient temperature exceeds 80 °F (27 °C) according to the National Weather Service.
- 3/ Specific variety as shown in the plans or approved by the Engineer.
- 4/ Inoculation required.
- 5/ Pure Live Seed (PLS) shall be used.
- 6/ Fertilizer shall not be used.
- 7/ Seed shall be primed with KNO_3 to break dormancy and dyed to indicate such.

Seeding will be inspected after a period of establishment. The period of establishment shall be six (6) months minimum, but not to exceed nine (9) months. After the period of establishment, areas not exhibiting 75 percent uniform growth shall be interseeded or reseeded, as determined by the Engineer, at no additional cost to the Department."

80445

SOURCE OF SUPPLY AND QUALITY REQUIREMENTS (BDE)

Effective: January 2, 2023

Add the following to Article 106.01 of the Standard Specifications:

“The final manufacturing process for construction materials and the immediately preceding manufacturing stage for construction materials shall occur within the United States. Construction materials shall include an article, material, or supply that is or consists primarily of the following.

- (a) Non-ferrous metals;
- (b) Plastic and polymer-based products (including polyvinylchloride, composite building materials, and polymers used in fiber optic cables);
- (c) Glass (including optic glass);
- (d) Lumber;
- (e) Drywall.

Items consisting of two or more of the listed construction materials that have been combined through a manufacturing process, and items including at least one of the listed materials combined with a material that is not listed through a manufacturing process shall be exempt.”

80448

SUBCONTRACTOR AND DBE PAYMENT REPORTING (BDE)

Effective: April 2, 2018

Add the following to Section 109 of the Standard Specifications.

“109.14 Subcontractor and Disadvantaged Business Enterprise Payment Reporting.
The Contractor shall report all payments made to the following parties:

- (a) first tier subcontractors;
- (b) lower tier subcontractors affecting disadvantaged business enterprise (DBE) goal credit;
- (c) material suppliers or trucking firms that are part of the Contractor's submitted DBE utilization plan.

The report shall be made through the Department's on-line subcontractor payment reporting system within 21 days of making the payment.”

80397

SUBCONTRACTOR MOBILIZATION PAYMENTS (BDE)

Effective: November 2, 2017

Revised: April 1, 2019

Replace the second paragraph of Article 109.12 of the Standard Specifications with the following:

“This mobilization payment shall be made at least seven days prior to the subcontractor starting work. The amount paid shall be at the following percentage of the amount of the subcontract reported on form BC 260A submitted for the approval of the subcontractor’s work.

| Value of Subcontract Reported on Form BC 260A | Mobilization Percentage |
|---|-------------------------|
| Less than \$10,000 | 25% |
| \$10,000 to less than \$20,000 | 20% |
| \$20,000 to less than \$40,000 | 18% |
| \$40,000 to less than \$60,000 | 16% |
| \$60,000 to less than \$80,000 | 14% |
| \$80,000 to less than \$100,000 | 12% |
| \$100,000 to less than \$250,000 | 10% |
| \$250,000 to less than \$500,000 | 9% |
| \$500,000 to \$750,000 | 8% |
| Over \$750,000 | 7%” |

80391

SUBMISSION OF BIDDERS LIST INFORMATION (BDE)

Effective: January 2, 2025

Revised: March 2, 2025

In accordance with 49 CFR 26.11(c) all DBE and non-DBEs who bid as prime contractors and subcontractors shall provide bidders list information, including all DBE and non-DBE firms from whom the bidder has received a quote or bid to work as a subcontractor, whether or not the bidder has relied upon that bid in placing its bid as the prime contractor.

The bidders list information shall be submitted with the bid using the link provided within the “Integrated Contractor Exchange (iCX)” application of the Department’s “EBids System”.

80463

SUBMISSION OF PAYROLL RECORDS (BDE)

Effective: April 1, 2021

Revised: November 2, 2023

FEDERAL AID CONTRACTS. Revise the following section of Check Sheet #1 of the Recurring Special Provisions to read:

“STATEMENTS AND PAYROLLS

The payroll records shall include the worker’s name, social security number, last known address, telephone number, email address, classification(s) of work actually performed, hourly rates of wages paid (including rates of contributions or costs anticipated for bona fide fringe benefits or cash equivalents thereof), daily and weekly number of hours actually worked in total, deductions made, and actual wages paid.

The Contractor and each subcontractor shall submit certified payroll records to the Department each week from the start to the completion of their respective work, except that full social security numbers, last known addresses, telephone numbers, and email addresses shall not be included on weekly submittals. Instead, the payrolls need only include an identification number for each employee (e.g., the last four digits of the employee’s social security number). The submittals shall be made using LCPTracker Pro software. The software is web-based and can be accessed at <https://lcptracker.com/>. When there has been no activity during a work week, a payroll record shall still be submitted with the appropriate option (“No Work”, “Suspended”, or “Complete”) selected.”

STATE CONTRACTS. Revise Item 3 of Section IV of Check Sheet #5 of the Recurring Special Provisions to read:

- “3. Submission of Payroll Records. The Contractor and each subcontractor shall, no later than the 15th day of each calendar month, file a certified payroll for the immediately preceding month to the Illinois Department of Labor (IDOL) through the Illinois Prevailing Wage Portal in compliance with the State Prevailing Wage Act (820 ILCS 130). The portal can be found on the IDOL website at <https://www2.illinois.gov/idol/Laws-Rules/CONMED/Pages/Prevailing-Wage-Portal.aspx>. Payrolls shall be submitted in the format prescribed by the IDOL.

In addition to filing certified payroll(s) with the IDOL, the Contractor and each subcontractor shall certify and submit payroll records to the Department each week from the start to the completion of their respective work, except that full social security numbers shall not be included on weekly submittals. Instead, the payrolls shall include an identification number for each employee (e.g., the last four digits of the employee’s social security number). In addition, starting and ending times of work each day may be omitted from the payroll records submitted. The submittals shall be made using LCPTracker Pro software. The software is web-based and can be accessed at <https://lcptracker.com/>.

When there has been no activity during a work week, a payroll record shall still be submitted with the appropriate option (“No Work”, “Suspended”, or “Complete”) selected.”

80437

SURVEYING SERVICES (BDE)

Effective: April 1, 2025

Delete the fourth paragraph of Article 667.04 of the Standard Specifications.

Delete Section 668 of the Standard Specifications.

80465

VEHICLE AND EQUIPMENT WARNING LIGHTS (BDE)

Effective: November 1, 2021

Revised: November 1, 2022

Add the following paragraph after the first paragraph of Article 701.08 of the Standard Specifications:

“The Contractor shall equip all vehicles and equipment with high-intensity oscillating, rotating, or flashing, amber or amber-and-white, warning lights which are visible from all directions. In accordance with 625 ILCS 5/12-215, the lights may only be in operation while the vehicle or equipment is engaged in construction operations.”

80439

WEEKLY DBE TRUCKING REPORTS (BDE)

Effective: June 2, 2012

Revised: January 2, 2025

The following applies to all Disadvantaged Business Enterprise (DBE) trucks on the project, whether they are utilized for DBE goal credit or not.

The Contractor shall notify the Engineer at least three days prior to DBE trucking activity.

The Contractor shall submit a weekly report of DBE trucks hired by the Contractor or subcontractors (i.e. not owned by the Contractor or subcontractors) to the Engineer on Department form "SBE 723" within ten business days following the reporting period. The reporting period shall be Sunday through Saturday for each week reportable trucking activities occur.

Any costs associated with providing weekly DBE trucking reports shall be considered as included in the contract unit prices bid for the various items of work involved and no additional compensation will be allowed.

80302

WORK ZONE TRAFFIC CONTROL DEVICES (BDE)

Effective: March 2, 2020

Revised: January 1, 2025

Add the following to Article 701.03 of the Standard Specifications:

“(q) Temporary Sign Supports 1106.02”

Revise the third paragraph of Article 701.14 of the Standard Specifications to read:

“For temporary sign supports, the Contractor shall provide a FHWA eligibility letter for each device used on the contract. The letter shall provide information for the set-up and use of the device as well as a detailed drawing of the device. The signs shall be supported within 20 degrees of vertical. Weights used to stabilize signs shall be attached to the sign support per the manufacturer’s specifications.”

Revise the first paragraph of Article 701.15 of the Standard Specifications to read:

“**701.15 Traffic Control Devices.** For devices that must meet crashworthiness standards, the Contractor shall provide a manufacturer’s self-certification or a FHWA eligibility letter for each Category 1 device and a FHWA eligibility letter for each Category 2 and Category 3 device used on the contract. The self-certification or letter shall provide information for the set-up and use of the device as well as a detailed drawing of the device.”

Revise the first six paragraphs of Article 1106.02 of the Standard Specifications to read:

“**1106.02 Devices.** Work zone traffic control devices and combinations of devices shall meet crashworthiness standards for their respective categories. The categories are as follows.

Category 1 includes small, lightweight, channelizing and delineating devices that have been in common use for many years and are known to be crashworthy by crash testing of similar devices or years of demonstrable safe performance. These include cones, tubular markers, plastic drums, and delineators, with no attachments (e.g. lights). Category 1 devices shall be MASH compliant.

Category 2 includes devices that are not expected to produce significant vehicular velocity change but may otherwise be hazardous. These include vertical panels with lights, barricades, temporary sign supports, and Category 1 devices with attachments (e.g. drums with lights). Category 2 devices shall be MASH compliant.

Category 3 includes devices that are expected to cause significant velocity changes or other potentially harmful reactions to impacting vehicles. These include crash cushions (impact attenuators), truck mounted attenuators, and other devices not meeting the definitions of Category 1 or 2. Category 3 devices manufactured after December 31, 2019 shall be MASH compliant. Category 3 devices manufactured on or before December 31, 2019, and compliant

with NCHRP 350, may be used on contracts let before December 31, 2029. Category 3 devices shall be crash tested for Test Level 3 or the test level specified.

Category 4 includes portable or trailer-mounted devices such as sign supports, speed feedback displays, arrow boards, changeable message signs, temporary traffic signals, and area lighting supports. It is preferable for Category 4 devices manufactured after December 31, 2019 to be MASH-16 compliant; however, there are currently no crash tested devices in this category, so it remains exempt from the NCHRP 350 or MASH compliance requirement.

For each type of device, when no more than one MASH compliant is available, an NCHRP 350 compliant device may be used, even if manufactured after December 31, 2019.”

Revise Articles 1106.02(g), 1106.02(k), and 1106.02(l) to read:

“(g) Truck Mounted/Trailer Mounted Attenuators. The attenuator shall be approved for use at Test Level 3. Test Level 2 may be used for normal posted speeds less than or equal to 45 mph.

(k) Temporary Water Filled Barrier. The water filled barrier shall be a lightweight plastic shell designed to accept water ballast and be on the Department’s qualified product list.

Shop drawings shall be furnished by the manufacturer and shall indicate the deflection of the barrier as determined by acceptance testing; the configuration of the barrier in that test; and the vehicle weight, velocity, and angle of impact of the deflection test. The Engineer shall be provided one copy of the shop drawings.

(l) Movable Traffic Barrier. The movable traffic barrier shall be on the Department’s qualified product list.

Shop drawings shall be furnished by the manufacturer and shall indicate the deflection of the barrier as determined by acceptance testing; the configuration of the barrier in that test; and the vehicle weight, velocity, and angle of impact of the deflection test. The Engineer shall be provided one copy of the shop drawings. The barrier shall be capable of being moved on and off the roadway on a daily basis.”

80427

CONCRETE WEARING SURFACE

Effective: June 23, 1994

Revised: October 4, 2016

Description. This work consists of placing a concrete wearing surface, to the specified thickness, on precast concrete members such as deck beams and deck panels. Included in this work is cleaning and preparing the precast concrete surface prior to placement of the concrete wearing surface. This work shall be according to the applicable articles of Section 503 and the following.

Materials. The concrete wearing surface shall be class BS concrete, except as follows, when Steel Bridge Rail is used in conjunction with concrete wearing surface, the 14 day mix design shall be replaced by a 28 day mix design with a compressive strength of 5000 psi (34,500 kPa) and a design flexural strength of 800 psi (5,500 kPa).

Equipment: The equipment used shall be subject to the approval of the Engineer and shall meet the following requirements:

(a) Surface Preparation Equipment. Surface preparation equipment shall be according to the applicable portions of Section 1100 and the following:

(1) Hand-Held Blast Cleaning Equipment. Blast cleaning using hand-held equipment may be performed by high-pressure waterblasting or abrasive blasting. Hand-held blast cleaning equipment shall have oil traps.

Hand-held high-pressure waterblasting equipment shall have a minimum water pressure of 7000 psi (48 MPa).

(2) Vacuum Cleanup Equipment. The equipment shall be equipped with fugitive dust control devices capable of removing wet debris and water all in the same pass. Vacuum equipment shall also be capable of washing the deck with pressurized water prior to the vacuum operation to dislodge all debris and slurry from the deck surface.

(b) Concrete Equipment: Equipment for proportioning and mixing the concrete shall be according to Article 1020.03.

(c) Finishing Equipment. Finishing equipment shall be according to Article 503.03.

(d) Mechanical Fogging Equipment. Mechanical fogging equipment shall be according to 503.03.

CONSTRUCTION REQUIREMENTS

Surface Preparation. Prior to placement of the concrete wearing surface, the top surface of the precast concrete members shall be clean and free of all foreign material.

All debris of every type, including dirty water, resulting from the cleaning operation shall be reasonably confined during the performance of the cleaning work and shall be immediately and thoroughly removed from the cleaned surfaces and all other areas where debris may have accumulated.

Prior to placement of the concrete wearing surface, the Engineer will inspect the cleaned surface, all areas still contaminated shall be cleaned again at the Contractor's expense.

Wearing Surface Placement. The concrete wearing surface placement shall be according to Article 503.16 of the Standard Specifications. Areas to receive the overlay shall be either thoroughly or continuously wetted with water at least one hour before placement of the concrete wearing surface is started. When the surface is pre-wetted any accumulations of water shall be dispersed or removed prior to placement of the concrete wearing surface.

Plans for anchoring support rails and the mixture-placing procedure shall be submitted to the Engineer for approval.

Curing and Protection. The concrete shall be continuously wet cured for at least 14 days according to Article 1020.13(a)(5). However, if the minimum specified compressive strength or flexural strength is obtained prior to 14 days, the cure time may be reduced, but at no time shall the wet cure be less than 7 days. The concrete shall be protected from low air temperatures according to Article 1020.13(d)(1) or (2), except the protection method shall remain in place for the entire curing period.

Opening to Traffic. The concrete wearing surface without Steel Bridge Rail attached may be opened to traffic when test specimens have obtained a minimum compressive strength of 4000 psi (27,500 kPa) or a minimum flexural strength of 675 psi (4650 kPa), but not prior to the completion of the wet cure. When Steel Bridge Rail is utilized, the concrete wearing surface may be opened when test specimens have obtained a minimum compressive strength of 5000 psi (34,500 kPa) or a minimum flexural strength of 800 psi (5500 kPa), but not prior to the completion of the wet cure.

Method of Measurement. Concrete wearing surface will be measured for payment in place and the area computed in square yards (square meters).

Basis of Payment. This work including cleaning and surface preparation will be paid for at the contract unit price per square yard (square meter) for CONCRETE WEARING SURFACE, of the thickness specified.

REQUIRED CONTRACT PROVISIONS FEDERAL-AID CONSTRUCTION CONTRACTS

- I. General
- II. Nondiscrimination
- III. Non-segregated Facilities
- IV. Davis-Bacon and Related Act Provisions
- V. Contract Work Hours and Safety Standards Act Provisions
- VI. Subletting or Assigning the Contract
- VII. Safety: Accident Prevention
- VIII. False Statements Concerning Highway Projects
- IX. Implementation of Clean Air Act and Federal Water Pollution Control Act
- X. Certification Regarding Debarment, Suspension, Ineligibility and Voluntary Exclusion
- XI. Certification Regarding Use of Contract Funds for Lobbying
- XII. Use of United States-Flag Vessels:

ATTACHMENTS

A. Employment and Materials Preference for Appalachian Development Highway System or Appalachian Local Access Road Contracts (included in Appalachian contracts only)

I. GENERAL

1. Form FHWA-1273 must be physically incorporated in each construction contract funded under title 23, United States Code, as required in 23 CFR 633.102(b) (excluding emergency contracts solely intended for debris removal). The contractor (or subcontractor) must insert this form in each subcontract and further require its inclusion in all lower tier subcontracts (excluding purchase orders, rental agreements and other agreements for supplies or services). 23 CFR 633.102(e).

The applicable requirements of Form FHWA-1273 are incorporated by reference for work done under any purchase order, rental agreement or agreement for other services. The prime contractor shall be responsible for compliance by any subcontractor, lower-tier subcontractor or service provider. 23 CFR 633.102(e).

Form FHWA-1273 must be included in all Federal-aid design-build contracts, in all subcontracts and in lower tier subcontracts (excluding subcontracts for design services, purchase orders, rental agreements and other agreements for supplies or services) in accordance with 23 CFR 633.102. The design-builder shall be responsible for compliance by any subcontractor, lower-tier subcontractor or service provider.

Contracting agencies may reference Form FHWA-1273 in solicitation-for-bids or request-for-proposals documents, however, the Form FHWA-1273 must be physically incorporated (not referenced) in all contracts, subcontracts and lower-tier subcontracts (excluding purchase orders, rental agreements and other agreements for supplies or services related to a construction contract). 23 CFR 633.102(b).

2. Subject to the applicability criteria noted in the following sections, these contract provisions shall apply to all work

performed on the contract by the contractor's own organization and with the assistance of workers under the contractor's immediate superintendence and to all work performed on the contract by piecework, station work, or by subcontract. 23 CFR 633.102(d).

3. A breach of any of the stipulations contained in these Required Contract Provisions may be sufficient grounds for withholding of progress payments, withholding of final payment, termination of the contract, suspension / debarment or any other action determined to be appropriate by the contracting agency and FHWA.

4. Selection of Labor: During the performance of this contract, the contractor shall not use convict labor for any purpose within the limits of a construction project on a Federal-aid highway unless it is labor performed by convicts who are on parole, supervised release, or probation. 23 U.S.C. 114(b). The term Federal-aid highway does not include roadways functionally classified as local roads or rural minor collectors. 23 U.S.C. 101(a).

II. NONDISCRIMINATION (23 CFR 230.107(a); 23 CFR Part 230, Subpart A, Appendix A; EO 11246)

The provisions of this section related to 23 CFR Part 230, Subpart A, Appendix A are applicable to all Federal-aid construction contracts and to all related construction subcontracts of \$10,000 or more. The provisions of 23 CFR Part 230 are not applicable to material supply, engineering, or architectural service contracts.

In addition, the contractor and all subcontractors must comply with the following policies: Executive Order 11246, 41 CFR Part 60, 29 CFR Parts 1625-1627, 23 U.S.C. 140, Section 504 of the Rehabilitation Act of 1973, as amended (29 U.S.C. 794), Title VI of the Civil Rights Act of 1964, as amended (42 U.S.C. 2000d et seq.), and related regulations including 49 CFR Parts 21, 26, and 27; and 23 CFR Parts 200, 230, and 633.

The contractor and all subcontractors must comply with: the requirements of the Equal Opportunity Clause in 41 CFR 60-1.4(b) and, for all construction contracts exceeding \$10,000, the Standard Federal Equal Employment Opportunity Construction Contract Specifications in 41 CFR 60-4.3.

Note: The U.S. Department of Labor has exclusive authority to determine compliance with Executive Order 11246 and the policies of the Secretary of Labor including 41 CFR Part 60, and 29 CFR Parts 1625-1627. The contracting agency and the FHWA have the authority and the responsibility to ensure compliance with 23 U.S.C. 140, Section 504 of the Rehabilitation Act of 1973, as amended (29 U.S.C. 794), and Title VI of the Civil Rights Act of 1964, as amended (42 U.S.C. 2000d et seq.), and related regulations including 49 CFR Parts 21, 26, and 27; and 23 CFR Parts 200, 230, and 633.

The following provision is adopted from 23 CFR Part 230, Subpart A, Appendix A, with appropriate revisions to conform to the U.S. Department of Labor (US DOL) and FHWA requirements.

1. Equal Employment Opportunity: Equal Employment Opportunity (EEO) requirements not to discriminate and to take affirmative action to assure equal opportunity as set forth under laws, executive orders, rules, regulations (see 28 CFR Part 35, 29 CFR Part 1630, 29 CFR Parts 1625-1627, 41 CFR Part 60 and 49 CFR Part 27) and orders of the Secretary of Labor as modified by the provisions prescribed herein, and imposed pursuant to 23 U.S.C. 140, shall constitute the EEO and specific affirmative action standards for the contractor's project activities under this contract. The provisions of the Americans with Disabilities Act of 1990 (42 U.S.C. 12101 et seq.) set forth under 28 CFR Part 35 and 29 CFR Part 1630 are incorporated by reference in this contract. In the execution of this contract, the contractor agrees to comply with the following minimum specific requirement activities of EEO:

a. The contractor will work with the contracting agency and the Federal Government to ensure that it has made every good faith effort to provide equal opportunity with respect to all of its terms and conditions of employment and in their review of activities under the contract. 23 CFR 230.409 (g)(4) & (5).

b. The contractor will accept as its operating policy the following statement:

"It is the policy of this Company to assure that applicants are employed, and that employees are treated during employment, without regard to their race, religion, sex, sexual orientation, gender identity, color, national origin, age or disability. Such action shall include: employment, upgrading, demotion, or transfer; recruitment or recruitment advertising; layoff or termination; rates of pay or other forms of compensation; and selection for training, including apprenticeship, pre-apprenticeship, and/or on-the-job training."

2. EEO Officer: The contractor will designate and make known to the contracting officers an EEO Officer who will have the responsibility for and must be capable of effectively administering and promoting an active EEO program and who must be assigned adequate authority and responsibility to do so.

3. Dissemination of Policy: All members of the contractor's staff who are authorized to hire, supervise, promote, and discharge employees, or who recommend such action or are substantially involved in such action, will be made fully cognizant of and will implement the contractor's EEO policy and contractual responsibilities to provide EEO in each grade and classification of employment. To ensure that the above agreement will be met, the following actions will be taken as a minimum:

a. Periodic meetings of supervisory and personnel office employees will be conducted before the start of work and then not less often than once every six months, at which time the contractor's EEO policy and its implementation will be reviewed and explained. The meetings will be conducted by the EEO Officer or other knowledgeable company official.

b. All new supervisory or personnel office employees will be given a thorough indoctrination by the EEO Officer, covering all major aspects of the contractor's EEO obligations within thirty days following their reporting for duty with the contractor.

c. All personnel who are engaged in direct recruitment for the project will be instructed by the EEO Officer in the contractor's procedures for locating and hiring minorities and women.

d. Notices and posters setting forth the contractor's EEO policy will be placed in areas readily accessible to employees, applicants for employment and potential employees.

e. The contractor's EEO policy and the procedures to implement such policy will be brought to the attention of employees by means of meetings, employee handbooks, or other appropriate means.

4. Recruitment: When advertising for employees, the contractor will include in all advertisements for employees the notation: "An Equal Opportunity Employer." All such advertisements will be placed in publications having a large circulation among minorities and women in the area from which the project work force would normally be derived.

a. The contractor will, unless precluded by a valid bargaining agreement, conduct systematic and direct recruitment through public and private employee referral sources likely to yield qualified minorities and women. To meet this requirement, the contractor will identify sources of potential minority group employees and establish with such identified sources procedures whereby minority and women applicants may be referred to the contractor for employment consideration.

b. In the event the contractor has a valid bargaining agreement providing for exclusive hiring hall referrals, the contractor is expected to observe the provisions of that agreement to the extent that the system meets the contractor's compliance with EEO contract provisions. Where implementation of such an agreement has the effect of discriminating against minorities or women, or obligates the contractor to do the same, such implementation violates Federal nondiscrimination provisions.

c. The contractor will encourage its present employees to refer minorities and women as applicants for employment. Information and procedures with regard to referring such applicants will be discussed with employees.

5. Personnel Actions: Wages, working conditions, and employee benefits shall be established and administered, and personnel actions of every type, including hiring, upgrading, promotion, transfer, demotion, layoff, and termination, shall be taken without regard to race, color, religion, sex, sexual orientation, gender identity, national origin, age or disability. The following procedures shall be followed:

a. The contractor will conduct periodic inspections of project sites to ensure that working conditions and employee facilities do not indicate discriminatory treatment of project site personnel.

b. The contractor will periodically evaluate the spread of wages paid within each classification to determine any evidence of discriminatory wage practices.

c. The contractor will periodically review selected personnel actions in depth to determine whether there is evidence of discrimination. Where evidence is found, the contractor will promptly take corrective action. If the review indicates that the discrimination may extend beyond the actions reviewed, such corrective action shall include all affected persons.

d. The contractor will promptly investigate all complaints of alleged discrimination made to the contractor in connection with its obligations under this contract, will attempt to resolve such complaints, and will take appropriate corrective action

within a reasonable time. If the investigation indicates that the discrimination may affect persons other than the complainant, such corrective action shall include such other persons. Upon completion of each investigation, the contractor will inform every complainant of all of their avenues of appeal.

6. Training and Promotion:

a. The contractor will assist in locating, qualifying, and increasing the skills of minorities and women who are applicants for employment or current employees. Such efforts should be aimed at developing full journey level status employees in the type of trade or job classification involved.

b. Consistent with the contractor's work force requirements and as permissible under Federal and State regulations, the contractor shall make full use of training programs (i.e., apprenticeship and on-the-job training programs for the geographical area of contract performance). In the event a special provision for training is provided under this contract, this subparagraph will be superseded as indicated in the special provision. The contracting agency may reserve training positions for persons who receive welfare assistance in accordance with 23 U.S.C. 140(a).

c. The contractor will advise employees and applicants for employment of available training programs and entrance requirements for each.

d. The contractor will periodically review the training and promotion potential of employees who are minorities and women and will encourage eligible employees to apply for such training and promotion.

7. Unions: If the contractor relies in whole or in part upon unions as a source of employees, the contractor will use good faith efforts to obtain the cooperation of such unions to increase opportunities for minorities and women. 23 CFR 230.409. Actions by the contractor, either directly or through a contractor's association acting as agent, will include the procedures set forth below:

a. The contractor will use good faith efforts to develop, in cooperation with the unions, joint training programs aimed toward qualifying more minorities and women for membership in the unions and increasing the skills of minorities and women so that they may qualify for higher paying employment.

b. The contractor will use good faith efforts to incorporate an EEO clause into each union agreement to the end that such union will be contractually bound to refer applicants without regard to their race, color, religion, sex, sexual orientation, gender identity, national origin, age, or disability.

c. The contractor is to obtain information as to the referral practices and policies of the labor union except that to the extent such information is within the exclusive possession of the labor union and such labor union refuses to furnish such information to the contractor, the contractor shall so certify to the contracting agency and shall set forth what efforts have been made to obtain such information.

d. In the event the union is unable to provide the contractor with a reasonable flow of referrals within the time limit set forth in the collective bargaining agreement, the contractor will, through independent recruitment efforts, fill the employment vacancies without regard to race, color, religion, sex, sexual orientation, gender identity, national origin, age, or disability; making full efforts to obtain qualified and/or qualifiable minorities and women. The failure of a union to provide

sufficient referrals (even though it is obligated to provide exclusive referrals under the terms of a collective bargaining agreement) does not relieve the contractor from the requirements of this paragraph. In the event the union referral practice prevents the contractor from meeting the obligations pursuant to Executive Order 11246, as amended, and these special provisions, such contractor shall immediately notify the contracting agency.

8. Reasonable Accommodation for Applicants /

Employees with Disabilities: The contractor must be familiar with the requirements for and comply with the Americans with Disabilities Act and all rules and regulations established thereunder. Employers must provide reasonable accommodation in all employment situations unless to do so would cause an undue hardship.

9. Selection of Subcontractors, Procurement of Materials

and Leasing of Equipment: The contractor shall not discriminate on the grounds of race, color, religion, sex, sexual orientation, gender identity, national origin, age, or disability in the selection and retention of subcontractors, including procurement of materials and leases of equipment. The contractor shall take all necessary and reasonable steps to ensure nondiscrimination in the administration of this contract.

a. The contractor shall notify all potential subcontractors, suppliers, and lessors of their EEO obligations under this contract.

b. The contractor will use good faith efforts to ensure subcontractor compliance with their EEO obligations.

10. Assurances Required:

a. The requirements of 49 CFR Part 26 and the State DOT's FHWA-approved Disadvantaged Business Enterprise (DBE) program are incorporated by reference.

b. The contractor, subrecipient or subcontractor shall not discriminate on the basis of race, color, national origin, or sex in the performance of this contract. The contractor shall carry out applicable requirements of 49 CFR part 26 in the award and administration of DOT-assisted contracts. Failure by the contractor to carry out these requirements is a material breach of this contract, which may result in the termination of this contract or such other remedy as the recipient deems appropriate, which may include, but is not limited to:

- (1) Withholding monthly progress payments;
- (2) Assessing sanctions;
- (3) Liquidated damages; and/or
- (4) Disqualifying the contractor from future bidding as non-responsible.

c. The Title VI and nondiscrimination provisions of U.S. DOT Order 1050.2A at Appendixes A and E are incorporated by reference. 49 CFR Part 21.

11. Records and Reports: The contractor shall keep such records as necessary to document compliance with the EEO requirements. Such records shall be retained for a period of three years following the date of the final payment to the contractor for all contract work and shall be available at reasonable times and places for inspection by authorized representatives of the contracting agency and the FHWA.

a. The records kept by the contractor shall document the following:

(1) The number and work hours of minority and non-minority group members and women employed in each work classification on the project;

(2) The progress and efforts being made in cooperation with unions, when applicable, to increase employment opportunities for minorities and women; and

(3) The progress and efforts being made in locating, hiring, training, qualifying, and upgrading minorities and women.

b. The contractors and subcontractors will submit an annual report to the contracting agency each July for the duration of the project indicating the number of minority, women, and non-minority group employees currently engaged in each work classification required by the contract work. This information is to be reported on [Form FHWA-1391](#). The staffing data should represent the project work force on board in all or any part of the last payroll period preceding the end of July. If on-the-job training is being required by special provision, the contractor will be required to collect and report training data. The employment data should reflect the work force on board during all or any part of the last payroll period preceding the end of July.

III. NONSEGREGATED FACILITIES

This provision is applicable to all Federal-aid construction contracts and to all related construction subcontracts of more than \$10,000. 41 CFR 60-1.5.

As prescribed by 41 CFR 60-1.8, the contractor must ensure that facilities provided for employees are provided in such a manner that segregation on the basis of race, color, religion, sex, sexual orientation, gender identity, or national origin cannot result. The contractor may neither require such segregated use by written or oral policies nor tolerate such use by employee custom. The contractor's obligation extends further to ensure that its employees are not assigned to perform their services at any location under the contractor's control where the facilities are segregated. The term "facilities" includes waiting rooms, work areas, restaurants and other eating areas, time clocks, restrooms, washrooms, locker rooms and other storage or dressing areas, parking lots, drinking fountains, recreation or entertainment areas, transportation, and housing provided for employees. The contractor shall provide separate or single-user restrooms and necessary dressing or sleeping areas to assure privacy between sexes.

IV. DAVIS-BACON AND RELATED ACT PROVISIONS

This section is applicable to all Federal-aid construction projects exceeding \$2,000 and to all related subcontracts and lower-tier subcontracts (regardless of subcontract size), in accordance with 29 CFR 5.5. The requirements apply to all projects located within the right-of-way of a roadway that is functionally classified as Federal-aid highway. 23 U.S.C. 113. This excludes roadways functionally classified as local roads or rural minor collectors, which are exempt. 23 U.S.C. 101. Where applicable law requires that projects be treated as a project on a Federal-aid highway, the provisions of this subpart will apply regardless of the location of the project. Examples include: Surface Transportation Block Grant Program projects funded under 23 U.S.C. 133 [excluding recreational trails projects], the Nationally Significant Freight and Highway

Projects funded under 23 U.S.C. 117, and National Highway Freight Program projects funded under 23 U.S.C. 167.

The following provisions are from the U.S. Department of Labor regulations in 29 CFR 5.5 "Contract provisions and related matters" with minor revisions to conform to the FHWA- 1273 format and FHWA program requirements.

1. Minimum wages (29 CFR 5.5)

a. *Wage rates and fringe benefits.* All laborers and mechanics employed or working upon the site of the work (or otherwise working in construction or development of the project under a development statute), will be paid unconditionally and not less often than once a week, and without subsequent deduction or rebate on any account (except such payroll deductions as are permitted by regulations issued by the Secretary of Labor under the Copeland Act ([29 CFR part 3](#))), the full amount of basic hourly wages and bona fide fringe benefits (or cash equivalents thereof) due at time of payment computed at rates not less than those contained in the wage determination of the Secretary of Labor which is attached hereto and made a part hereof, regardless of any contractual relationship which may be alleged to exist between the contractor and such laborers and mechanics. As provided in paragraphs (d) and (e) of 29 CFR 5.5, the appropriate wage determinations are effective by operation of law even if they have not been attached to the contract. Contributions made or costs reasonably anticipated for bona fide fringe benefits under the Davis-Bacon Act ([40 U.S.C. 3141\(2\)\(B\)](#)) on behalf of laborers or mechanics are considered wages paid to such laborers or mechanics, subject to the provisions of paragraph 1.e. of this section; also, regular contributions made or costs incurred for more than a weekly period (but not less often than quarterly) under plans, funds, or programs which cover the particular weekly period, are deemed to be constructively made or incurred during such weekly period. Such laborers and mechanics must be paid the appropriate wage rate and fringe benefits on the wage determination for the classification(s) of work actually performed, without regard to skill, except as provided in paragraph 4. of this section. Laborers or mechanics performing work in more than one classification may be compensated at the rate specified for each classification for the time actually worked therein: *Provided*, That the employer's payroll records accurately set forth the time spent in each classification in which work is performed. The wage determination (including any additional classifications and wage rates conformed under paragraph 1.c. of this section) and the Davis-Bacon poster (WH-1321) must be posted at all times by the contractor and its subcontractors at the site of the work in a prominent and accessible place where it can be easily seen by the workers.

b. *Frequently recurring classifications.* (1) In addition to wage and fringe benefit rates that have been determined to be prevailing under the procedures set forth in [29 CFR part 1](#), a wage determination may contain, pursuant to § 1.3(f), wage and fringe benefit rates for classifications of laborers and mechanics for which conformance requests are regularly submitted pursuant to paragraph 1.c. of this section, provided that:

(i) The work performed by the classification is not performed by a classification in the wage determination for which a prevailing wage rate has been determined;

(ii) The classification is used in the area by the construction industry; and

(iii) The wage rate for the classification bears a reasonable relationship to the prevailing wage rates contained in the wage determination.

(2) The Administrator will establish wage rates for such classifications in accordance with paragraph 1.c.(1)(iii) of this section. Work performed in such a classification must be paid at no less than the wage and fringe benefit rate listed on the wage determination for such classification.

c. *Conformance.* (1) The contracting officer must require that any class of laborers or mechanics, including helpers, which is not listed in the wage determination and which is to be employed under the contract be classified in conformance with the wage determination. Conformance of an additional classification and wage rate and fringe benefits is appropriate only when the following criteria have been met:

(i) The work to be performed by the classification requested is not performed by a classification in the wage determination; and

(ii) The classification is used in the area by the construction industry; and

(iii) The proposed wage rate, including any bona fide fringe benefits, bears a reasonable relationship to the wage rates contained in the wage determination.

(2) The conformance process may not be used to split, subdivide, or otherwise avoid application of classifications listed in the wage determination.

(3) If the contractor and the laborers and mechanics to be employed in the classification (if known), or their representatives, and the contracting officer agree on the classification and wage rate (including the amount designated for fringe benefits where appropriate), a report of the action taken will be sent by the contracting officer by email to DBAconformance@dol.gov. The Administrator, or an authorized representative, will approve, modify, or disapprove every additional classification action within 30 days of receipt and so advise the contracting officer or will notify the contracting officer within the 30-day period that additional time is necessary.

(4) In the event the contractor, the laborers or mechanics to be employed in the classification or their representatives, and the contracting officer do not agree on the proposed classification and wage rate (including the amount designated for fringe benefits, where appropriate), the contracting officer will, by email to DBAconformance@dol.gov, refer the questions, including the views of all interested parties and the recommendation of the contracting officer, to the Administrator for determination. The Administrator, or an authorized representative, will issue a determination within 30 days of receipt and so advise the contracting officer or will notify the contracting officer within the 30-day period that additional time is necessary.

(5) The contracting officer must promptly notify the contractor of the action taken by the Wage and Hour Division

under paragraphs 1.c.(3) and (4) of this section. The contractor must furnish a written copy of such determination to each affected worker or it must be posted as a part of the wage determination. The wage rate (including fringe benefits where appropriate) determined pursuant to paragraph 1.c.(3) or (4) of this section must be paid to all workers performing work in the classification under this contract from the first day on which work is performed in the classification.

d. *Fringe benefits not expressed as an hourly rate.*

Whenever the minimum wage rate prescribed in the contract for a class of laborers or mechanics includes a fringe benefit which is not expressed as an hourly rate, the contractor may either pay the benefit as stated in the wage determination or may pay another bona fide fringe benefit or an hourly cash equivalent thereof.

e. *Unfunded plans.* If the contractor does not make payments to a trustee or other third person, the contractor may consider as part of the wages of any laborer or mechanic the amount of any costs reasonably anticipated in providing bona fide fringe benefits under a plan or program, *Provided*, That the Secretary of Labor has found, upon the written request of the contractor, in accordance with the criteria set forth in § 5.28, that the applicable standards of the Davis-Bacon Act have been met. The Secretary of Labor may require the contractor to set aside in a separate account assets for the meeting of obligations under the plan or program.

f. *Interest.* In the event of a failure to pay all or part of the wages required by the contract, the contractor will be required to pay interest on any underpayment of wages.

2. Withholding (29 CFR 5.5)

a. *Withholding requirements.* The contracting agency may, upon its own action, or must, upon written request of an authorized representative of the Department of Labor, withhold or cause to be withheld from the contractor so much of the accrued payments or advances as may be considered necessary to satisfy the liabilities of the prime contractor or any subcontractor for the full amount of wages and monetary relief, including interest, required by the clauses set forth in this section for violations of this contract, or to satisfy any such liabilities required by any other Federal contract, or federally assisted contract subject to Davis-Bacon labor standards, that is held by the same prime contractor (as defined in § 5.2). The necessary funds may be withheld from the contractor under this contract, any other Federal contract with the same prime contractor, or any other federally assisted contract that is subject to Davis-Bacon labor standards requirements and is held by the same prime contractor, regardless of whether the other contract was awarded or assisted by the same agency, and such funds may be used to satisfy the contractor liability for which the funds were withheld. In the event of a contractor's failure to pay any laborer or mechanic, including any apprentice or helper working on the site of the work all or part of the wages required by the contract, or upon the contractor's failure to submit the required records as discussed in paragraph 3.d. of this section, the contracting agency may on its own initiative and after written notice to the contractor, take such action as may be necessary to cause the suspension of any further payment, advance, or guarantee of funds until such violations have ceased.

b. *Priority to withheld funds.* The Department has priority to funds withheld or to be withheld in accordance with paragraph

2.a. of this section or Section V, paragraph 3.a., or both, over claims to those funds by:

- (1) A contractor's surety(ies), including without limitation performance bond sureties and payment bond sureties;
- (2) A contracting agency for its repurchase costs;
- (3) A trustee(s) (either a court-appointed trustee or a U.S. trustee, or both) in bankruptcy of a contractor, or a contractor's bankruptcy estate;
- (4) A contractor's assignee(s);
- (5) A contractor's successor(s); or
- (6) A claim asserted under the Prompt Payment Act, [31 U.S.C. 3901–3907](#).

3. Records and certified payrolls (29 CFR 5.5)

a. *Basic record requirements* (1) *Length of record retention.* All regular payrolls and other basic records must be maintained by the contractor and any subcontractor during the course of the work and preserved for all laborers and mechanics working at the site of the work (or otherwise working in construction or development of the project under a development statute) for a period of at least 3 years after all the work on the prime contract is completed.

(2) *Information required.* Such records must contain the name; Social Security number; last known address, telephone number, and email address of each such worker; each worker's correct classification(s) of work actually performed; hourly rates of wages paid (including rates of contributions or costs anticipated for bona fide fringe benefits or cash equivalents thereof of the types described in [40 U.S.C. 3141\(2\)\(B\)](#) of the Davis-Bacon Act); daily and weekly number of hours actually worked in total and on each covered contract; deductions made; and actual wages paid.

(3) *Additional records relating to fringe benefits.* Whenever the Secretary of Labor has found under paragraph 1.e. of this section that the wages of any laborer or mechanic include the amount of any costs reasonably anticipated in providing benefits under a plan or program described in [40 U.S.C. 3141\(2\)\(B\)](#) of the Davis-Bacon Act, the contractor must maintain records which show that the commitment to provide such benefits is enforceable, that the plan or program is financially responsible, and that the plan or program has been communicated in writing to the laborers or mechanics affected, and records which show the costs anticipated or the actual cost incurred in providing such benefits.

(4) *Additional records relating to apprenticeship.* Contractors with apprentices working under approved programs must maintain written evidence of the registration of apprenticeship programs, the registration of the apprentices, and the ratios and wage rates prescribed in the applicable programs.

b. *Certified payroll requirements* (1) *Frequency and method of submission.* The contractor or subcontractor must submit weekly, for each week in which any DBA- or Related Acts-covered work is performed, certified payrolls to the contracting

agency. The prime contractor is responsible for the submission of all certified payrolls by all subcontractors. A contracting agency or prime contractor may permit or require contractors to submit certified payrolls through an electronic system, as long as the electronic system requires a legally valid electronic signature; the system allows the contractor, the contracting agency, and the Department of Labor to access the certified payrolls upon request for at least 3 years after the work on the prime contract has been completed; and the contracting agency or prime contractor permits other methods of submission in situations where the contractor is unable or limited in its ability to use or access the electronic system.

(2) *Information required.* The certified payrolls submitted must set out accurately and completely all of the information required to be maintained under paragraph 3.a.(2) of this section, except that full Social Security numbers and last known addresses, telephone numbers, and email addresses must not be included on weekly transmittals. Instead, the certified payrolls need only include an individually identifying number for each worker (e.g., the last four digits of the worker's Social Security number). The required weekly certified payroll information may be submitted using Optional Form WH-347 or in any other format desired. Optional Form WH-347 is available for this purpose from the Wage and Hour Division website at <https://www.dol.gov/sites/dolgov/files/WHDL/legacy/files/wh347.pdf> or its successor website. It is not a violation of this section for a prime contractor to require a subcontractor to provide full Social Security numbers and last known addresses, telephone numbers, and email addresses to the prime contractor for its own records, without weekly submission by the subcontractor to the contracting agency.

(3) *Statement of Compliance.* Each certified payroll submitted must be accompanied by a "Statement of Compliance," signed by the contractor or subcontractor, or the contractor's or subcontractor's agent who pays or supervises the payment of the persons working on the contract, and must certify the following:

(i) That the certified payroll for the payroll period contains the information required to be provided under paragraph 3.b. of this section, the appropriate information and basic records are being maintained under paragraph 3.a. of this section, and such information and records are correct and complete;

(ii) That each laborer or mechanic (including each helper and apprentice) working on the contract during the payroll period has been paid the full weekly wages earned, without rebate, either directly or indirectly, and that no deductions have been made either directly or indirectly from the full wages earned, other than permissible deductions as set forth in [29 CFR part 3](#); and

(iii) That each laborer or mechanic has been paid not less than the applicable wage rates and fringe benefits or cash equivalents for the classification(s) of work actually performed, as specified in the applicable wage determination incorporated into the contract.

(4) *Use of Optional Form WH-347.* The weekly submission of a properly executed certification set forth on the reverse side of Optional Form WH-347 will satisfy the requirement for submission of the "Statement of Compliance" required by paragraph 3.b.(3) of this section.

(5) *Signature.* The signature by the contractor, subcontractor, or the contractor's or subcontractor's agent must be an original handwritten signature or a legally valid electronic signature.

(6) *Falsification.* The falsification of any of the above certifications may subject the contractor or subcontractor to civil or criminal prosecution under [18 U.S.C. 1001](#) and [31 U.S.C. 3729](#).

(7) *Length of certified payroll retention.* The contractor or subcontractor must preserve all certified payrolls during the course of the work and for a period of 3 years after all the work on the prime contract is completed.

c. *Contracts, subcontracts, and related documents.* The contractor or subcontractor must maintain this contract or subcontract and related documents including, without limitation, bids, proposals, amendments, modifications, and extensions. The contractor or subcontractor must preserve these contracts, subcontracts, and related documents during the course of the work and for a period of 3 years after all the work on the prime contract is completed.

d. *Required disclosures and access* (1) *Required record disclosures and access to workers.* The contractor or subcontractor must make the records required under paragraphs 3.a. through 3.c. of this section, and any other documents that the contracting agency, the State DOT, the FHWA, or the Department of Labor deems necessary to determine compliance with the labor standards provisions of any of the applicable statutes referenced by § 5.1, available for inspection, copying, or transcription by authorized representatives of the contracting agency, the State DOT, the FHWA, or the Department of Labor, and must permit such representatives to interview workers during working hours on the job.

(2) *Sanctions for non-compliance with records and worker access requirements.* If the contractor or subcontractor fails to submit the required records or to make them available, or refuses to permit worker interviews during working hours on the job, the Federal agency may, after written notice to the contractor, sponsor, applicant, owner, or other entity, as the case may be, that maintains such records or that employs such workers, take such action as may be necessary to cause the suspension of any further payment, advance, or guarantee of funds. Furthermore, failure to submit the required records upon request or to make such records available, or to permit worker interviews during working hours on the job, may be grounds for debarment action pursuant to § 5.12. In addition, any contractor or other person that fails to submit the required records or make those records available to WHD within the time WHD requests that the records be produced will be precluded from introducing as evidence in an administrative proceeding under [29 CFR part 6](#) any of the required records that were not provided or made available to WHD. WHD will take into consideration a reasonable request from the contractor or person for an extension of the time for submission of records. WHD will determine the reasonableness of the request and may consider, among other things, the location of the records and the volume of production.

(3) *Required information disclosures.* Contractors and subcontractors must maintain the full Social Security number and last known address, telephone number, and email address

of each covered worker, and must provide them upon request to the contracting agency, the State DOT, the FHWA, the contractor, or the Wage and Hour Division of the Department of Labor for purposes of an investigation or other compliance action.

4. Apprentices and equal employment opportunity (29 CFR 5.5)

a. *Apprentices* (1) *Rate of pay.* Apprentices will be permitted to work at less than the predetermined rate for the work they perform when they are employed pursuant to and individually registered in a bona fide apprenticeship program registered with the U.S. Department of Labor, Employment and Training Administration, Office of Apprenticeship (OA), or with a State Apprenticeship Agency recognized by the OA. A person who is not individually registered in the program, but who has been certified by the OA or a State Apprenticeship Agency (where appropriate) to be eligible for probationary employment as an apprentice, will be permitted to work at less than the predetermined rate for the work they perform in the first 90 days of probationary employment as an apprentice in such a program. In the event the OA or a State Apprenticeship Agency recognized by the OA withdraws approval of an apprenticeship program, the contractor will no longer be permitted to use apprentices at less than the applicable predetermined rate for the work performed until an acceptable program is approved.

(2) *Fringe benefits.* Apprentices must be paid fringe benefits in accordance with the provisions of the apprenticeship program. If the apprenticeship program does not specify fringe benefits, apprentices must be paid the full amount of fringe benefits listed on the wage determination for the applicable classification. If the Administrator determines that a different practice prevails for the applicable apprentice classification, fringe benefits must be paid in accordance with that determination.

(3) *Apprenticeship ratio.* The allowable ratio of apprentices to journeymen on the job site in any craft classification must not be greater than the ratio permitted to the contractor as to the entire work force under the registered program or the ratio applicable to the locality of the project pursuant to paragraph 4.a.(4) of this section. Any worker listed on a payroll at an apprentice wage rate, who is not registered or otherwise employed as stated in paragraph 4.a.(1) of this section, must be paid not less than the applicable wage rate on the wage determination for the classification of work actually performed. In addition, any apprentice performing work on the job site in excess of the ratio permitted under this section must be paid not less than the applicable wage rate on the wage determination for the work actually performed.

(4) *Reciprocity of ratios and wage rates.* Where a contractor is performing construction on a project in a locality other than the locality in which its program is registered, the ratios and wage rates (expressed in percentages of the journeyworker's hourly rate) applicable within the locality in which the construction is being performed must be observed. If there is no applicable ratio or wage rate for the locality of the project, the ratio and wage rate specified in the contractor's registered program must be observed.

b. *Equal employment opportunity.* The use of apprentices and journeymen under this part must be in conformity with

the equal employment opportunity requirements of Executive Order 11246, as amended, and [29 CFR part 30](#).

c. Apprentices and Trainees (programs of the U.S. DOT).

Apprentices and trainees working under apprenticeship and skill training programs which have been certified by the Secretary of Transportation as promoting EEO in connection with Federal-aid highway construction programs are not subject to the requirements of paragraph 4 of this Section IV. 23 CFR 230.111(e)(2). The straight time hourly wage rates for apprentices and trainees under such programs will be established by the particular programs. The ratio of apprentices and trainees to journeymen shall not be greater than permitted by the terms of the particular program.

5. Compliance with Copeland Act requirements. The contractor shall comply with the requirements of 29 CFR part 3, which are incorporated by reference in this contract as provided in 29 CFR 5.5.

6. Subcontracts. The contractor or subcontractor must insert FHWA-1273 in any subcontracts, along with the applicable wage determination(s) and such other clauses or contract modifications as the contracting agency may by appropriate instructions require, and a clause requiring the subcontractors to include these clauses and wage determination(s) in any lower tier subcontracts. The prime contractor is responsible for the compliance by any subcontractor or lower tier subcontractor with all the contract clauses in this section. In the event of any violations of these clauses, the prime contractor and any subcontractor(s) responsible will be liable for any unpaid wages and monetary relief, including interest from the date of the underpayment or loss, due to any workers of lower-tier subcontractors, and may be subject to debarment, as appropriate. 29 CFR 5.5.

7. Contract termination: debarment. A breach of the contract clauses in 29 CFR 5.5 may be grounds for termination of the contract, and for debarment as a contractor and a subcontractor as provided in 29 CFR 5.12.

8. Compliance with Davis-Bacon and Related Act requirements. All rulings and interpretations of the Davis-Bacon and Related Acts contained in 29 CFR parts 1, 3, and 5 are herein incorporated by reference in this contract as provided in 29 CFR 5.5.

9. Disputes concerning labor standards. As provided in 29 CFR 5.5, disputes arising out of the labor standards provisions of this contract shall not be subject to the general disputes clause of this contract. Such disputes shall be resolved in accordance with the procedures of the Department of Labor set forth in 29 CFR parts 5, 6, and 7. Disputes within the meaning of this clause include disputes between the contractor (or any of its subcontractors) and the contracting agency, the U.S. Department of Labor, or the employees or their representatives.

10. Certification of eligibility. a. By entering into this contract, the contractor certifies that neither it nor any person or firm who has an interest in the contractor's firm is a person or firm ineligible to be awarded Government contracts by virtue of [40 U.S.C. 3144\(b\)](#) or § 5.12(a).

b. No part of this contract shall be subcontracted to any person or firm ineligible for award of a Government contract by virtue of [40 U.S.C. 3144\(b\)](#) or § 5.12(a).

c. The penalty for making false statements is prescribed in the U.S. Code, Title 18 Crimes and Criminal Procedure, [18 U.S.C. 1001](#).

11. Anti-retaliation. It is unlawful for any person to discharge, demote, intimidate, threaten, restrain, coerce, blacklist, harass, or in any other manner discriminate against, or to cause any person to discharge, demote, intimidate, threaten, restrain, coerce, blacklist, harass, or in any other manner discriminate against, any worker or job applicant for:

a. Notifying any contractor of any conduct which the worker reasonably believes constitutes a violation of the DBA, Related Acts, this part, or [29 CFR part 1](#) or [3](#);

b. Filing any complaint, initiating or causing to be initiated any proceeding, or otherwise asserting or seeking to assert on behalf of themselves or others any right or protection under the DBA, Related Acts, this part, or [29 CFR part 1](#) or [3](#);

c. Cooperating in any investigation or other compliance action, or testifying in any proceeding under the DBA, Related Acts, this part, or [29 CFR part 1](#) or [3](#); or

d. Informing any other person about their rights under the DBA, Related Acts, this part, or [29 CFR part 1](#) or [3](#).

V. CONTRACT WORK HOURS AND SAFETY STANDARDS ACT

Pursuant to 29 CFR 5.5(b), the following clauses apply to any Federal-aid construction contract in an amount in excess of \$100,000 and subject to the overtime provisions of the Contract Work Hours and Safety Standards Act. These clauses shall be inserted in addition to the clauses required by 29 CFR 5.5(a) or 29 CFR 4.6. As used in this paragraph, the terms laborers and mechanics include watchpersons and guards.

1. Overtime requirements. No contractor or subcontractor contracting for any part of the contract work which may require or involve the employment of laborers or mechanics shall require or permit any such laborer or mechanic in any workweek in which he or she is employed on such work to work in excess of forty hours in such workweek unless such laborer or mechanic receives compensation at a rate not less than one and one-half times the basic rate of pay for all hours worked in excess of forty hours in such workweek. 29 CFR 5.5.

2. Violation; liability for unpaid wages; liquidated damages. In the event of any violation of the clause set forth in paragraph 1. of this section the contractor and any subcontractor responsible therefor shall be liable for the unpaid wages and interest from the date of the underpayment. In addition, such contractor and subcontractor shall be liable to the United States (in the case of work done under contract for the District of Columbia or a territory, to such District or to such territory), for liquidated damages. Such liquidated damages shall be computed with respect to each individual laborer or

mechanic, including watchpersons and guards, employed in violation of the clause set forth in paragraph 1. of this section, in the sum currently provided in 29 CFR 5.5(b)(2)* for each calendar day on which such individual was required or permitted to work in excess of the standard workweek of forty hours without payment of the overtime wages required by the clause set forth in paragraph 1. of this section.

* \$31 as of January 15, 2023 (See 88 FR 88 FR 2210) as may be adjusted annually by the Department of Labor, pursuant to the Federal Civil Penalties Inflation Adjustment Act of 1990.

3. Withholding for unpaid wages and liquidated damages

a. *Withholding process.* The FHWA or the contracting agency may, upon its own action, or must, upon written request of an authorized representative of the Department of Labor, withhold or cause to be withheld from the contractor so much of the accrued payments or advances as may be considered necessary to satisfy the liabilities of the prime contractor or any subcontractor for any unpaid wages; monetary relief, including interest; and liquidated damages required by the clauses set forth in this section on this contract, any other Federal contract with the same prime contractor, or any other federally assisted contract subject to the Contract Work Hours and Safety Standards Act that is held by the same prime contractor (as defined in § 5.2). The necessary funds may be withheld from the contractor under this contract, any other Federal contract with the same prime contractor, or any other federally assisted contract that is subject to the Contract Work Hours and Safety Standards Act and is held by the same prime contractor, regardless of whether the other contract was awarded or assisted by the same agency, and such funds may be used to satisfy the contractor liability for which the funds were withheld.

b. *Priority to withheld funds.* The Department has priority to funds withheld or to be withheld in accordance with Section IV paragraph 2.a. or paragraph 3.a. of this section, or both, over claims to those funds by:

- (1) A contractor's surety(ies), including without limitation performance bond sureties and payment bond sureties;
- (2) A contracting agency for its procurement costs;
- (3) A trustee(s) (either a court-appointed trustee or a U.S. trustee, or both) in bankruptcy of a contractor, or a contractor's bankruptcy estate;
- (4) A contractor's assignee(s);
- (5) A contractor's successor(s); or
- (6) A claim asserted under the Prompt Payment Act, [31 U.S.C. 3901](#)–3907.

4. **Subcontracts.** The contractor or subcontractor must insert in any subcontracts the clauses set forth in paragraphs 1. through 5. of this section and a clause requiring the subcontractors to include these clauses in any lower tier subcontracts. The prime contractor is responsible for compliance by any subcontractor or lower tier subcontractor with the clauses set forth in paragraphs 1. through 5. In the

event of any violations of these clauses, the prime contractor and any subcontractor(s) responsible will be liable for any unpaid wages and monetary relief, including interest from the date of the underpayment or loss, due to any workers of lower-tier subcontractors, and associated liquidated damages and may be subject to debarment, as appropriate.

5. **Anti-retaliation.** It is unlawful for any person to discharge, demote, intimidate, threaten, restrain, coerce, blacklist, harass, or in any other manner discriminate against, or to cause any person to discharge, demote, intimidate, threaten, restrain, coerce, blacklist, harass, or in any other manner discriminate against, any worker or job applicant for:

a. Notifying any contractor of any conduct which the worker reasonably believes constitutes a violation of the Contract Work Hours and Safety Standards Act (CWHSSA) or its implementing regulations in this part;

b. Filing any complaint, initiating or causing to be initiated any proceeding, or otherwise asserting or seeking to assert on behalf of themselves or others any right or protection under CWHSSA or this part;

c. Cooperating in any investigation or other compliance action, or testifying in any proceeding under CWHSSA or this part; or

d. Informing any other person about their rights under CWHSSA or this part.

VI. SUBLETTING OR ASSIGNING THE CONTRACT

This provision is applicable to all Federal-aid construction contracts on the National Highway System pursuant to 23 CFR 635.116.

1. The contractor shall perform with its own organization contract work amounting to not less than 30 percent (or a greater percentage if specified elsewhere in the contract) of the total original contract price, excluding any specialty items designated by the contracting agency. Specialty items may be performed by subcontract and the amount of any such specialty items performed may be deducted from the total original contract price before computing the amount of work required to be performed by the contractor's own organization (23 CFR 635.116).

a. The term "perform work with its own organization" in paragraph 1 of Section VI refers to workers employed or leased by the prime contractor, and equipment owned or rented by the prime contractor, with or without operators. Such term does not include employees or equipment of a subcontractor or lower tier subcontractor, agents of the prime contractor, or any other assignees. The term may include payments for the costs of hiring leased employees from an employee leasing firm meeting all relevant Federal and State regulatory requirements. Leased employees may only be included in this term if the prime contractor meets all of the following conditions: (based on longstanding interpretation)

- (1) the prime contractor maintains control over the supervision of the day-to-day activities of the leased employees;
- (2) the prime contractor remains responsible for the quality of the work of the leased employees;

(3) the prime contractor retains all power to accept or exclude individual employees from work on the project; and
(4) the prime contractor remains ultimately responsible for the payment of predetermined minimum wages, the submission of payrolls, statements of compliance and all other Federal regulatory requirements.

b. "Specialty Items" shall be construed to be limited to work that requires highly specialized knowledge, abilities, or equipment not ordinarily available in the type of contracting organizations qualified and expected to bid or propose on the contract as a whole and in general are to be limited to minor components of the overall contract. 23 CFR 635.102.

2. Pursuant to 23 CFR 635.116(a), the contract amount upon which the requirements set forth in paragraph (1) of Section VI is computed includes the cost of material and manufactured products which are to be purchased or produced by the contractor under the contract provisions.

3. Pursuant to 23 CFR 635.116(c), the contractor shall furnish (a) a competent superintendent or supervisor who is employed by the firm, has full authority to direct performance of the work in accordance with the contract requirements, and is in charge of all construction operations (regardless of who performs the work) and (b) such other of its own organizational resources (supervision, management, and engineering services) as the contracting officer determines is necessary to assure the performance of the contract.

4. No portion of the contract shall be sublet, assigned or otherwise disposed of except with the written consent of the contracting officer, or authorized representative, and such consent when given shall not be construed to relieve the contractor of any responsibility for the fulfillment of the contract. Written consent will be given only after the contracting agency has assured that each subcontract is evidenced in writing and that it contains all pertinent provisions and requirements of the prime contract. (based on long-standing interpretation of 23 CFR 635.116).

5. The 30-percent self-performance requirement of paragraph (1) is not applicable to design-build contracts; however, contracting agencies may establish their own self-performance requirements. 23 CFR 635.116(d).

VII. SAFETY: ACCIDENT PREVENTION

This provision is applicable to all Federal-aid construction contracts and to all related subcontracts.

1. In the performance of this contract the contractor shall comply with all applicable Federal, State, and local laws governing safety, health, and sanitation (23 CFR Part 635). The contractor shall provide all safeguards, safety devices and protective equipment and take any other needed actions as it determines, or as the contracting officer may determine, to be reasonably necessary to protect the life and health of employees on the job and the safety of the public and to protect property in connection with the performance of the work covered by the contract. 23 CFR 635.108.

2. It is a condition of this contract, and shall be made a condition of each subcontract, which the contractor enters into pursuant to this contract, that the contractor and any subcontractor shall not permit any employee, in performance of the contract, to work in surroundings or under conditions which are unsanitary, hazardous or dangerous to his/her health or safety, as determined under construction safety and

health standards (29 CFR Part 1926) promulgated by the Secretary of Labor, in accordance with Section 107 of the Contract Work Hours and Safety Standards Act (40 U.S.C. 3704). 29 CFR 1926.10.

3. Pursuant to 29 CFR 1926.3, it is a condition of this contract that the Secretary of Labor or authorized representative thereof, shall have right of entry to any site of contract performance to inspect or investigate the matter of compliance with the construction safety and health standards and to carry out the duties of the Secretary under Section 107 of the Contract Work Hours and Safety Standards Act (40 U.S.C. 3704).

VIII. FALSE STATEMENTS CONCERNING HIGHWAY PROJECTS

This provision is applicable to all Federal-aid construction contracts and to all related subcontracts.

In order to assure high quality and durable construction in conformity with approved plans and specifications and a high degree of reliability on statements and representations made by engineers, contractors, suppliers, and workers on Federal-aid highway projects, it is essential that all persons concerned with the project perform their functions as carefully, thoroughly, and honestly as possible. Willful falsification, distortion, or misrepresentation with respect to any facts related to the project is a violation of Federal law. To prevent any misunderstanding regarding the seriousness of these and similar acts, Form FHWA-1022 shall be posted on each Federal-aid highway project (23 CFR Part 635) in one or more places where it is readily available to all persons concerned with the project:

18 U.S.C. 1020 reads as follows:

"Whoever, being an officer, agent, or employee of the United States, or of any State or Territory, or whoever, whether a person, association, firm, or corporation, knowingly makes any false statement, false representation, or false report as to the character, quality, quantity, or cost of the material used or to be used, or the quantity or quality of the work performed or to be performed, or the cost thereof in connection with the submission of plans, maps, specifications, contracts, or costs of construction on any highway or related project submitted for approval to the Secretary of Transportation; or

Whoever knowingly makes any false statement, false representation, false report or false claim with respect to the character, quality, quantity, or cost of any work performed or to be performed, or materials furnished or to be furnished, in connection with the construction of any highway or related project approved by the Secretary of Transportation; or

Whoever knowingly makes any false statement or false representation as to material fact in any statement, certificate, or report submitted pursuant to provisions of the Federal-aid Roads Act approved July 11, 1916, (39 Stat. 355), as amended and supplemented;

Shall be fined under this title or imprisoned not more than 5 years or both."

IX. IMPLEMENTATION OF CLEAN AIR ACT AND FEDERAL WATER POLLUTION CONTROL ACT (42 U.S.C. 7606; 2 CFR 200.88; EO 11738)

This provision is applicable to all Federal-aid construction contracts in excess of \$150,000 and to all related subcontracts. 48 CFR 2.101; 2 CFR 200.327.

By submission of this bid/proposal or the execution of this contract or subcontract, as appropriate, the bidder, proposer, Federal-aid construction contractor, subcontractor, supplier, or vendor agrees to comply with all applicable standards, orders or regulations issued pursuant to the Clean Air Act (42 U.S.C. 7401-7671q) and the Federal Water Pollution Control Act, as amended (33 U.S.C. 1251-1387). Violations must be reported to the Federal Highway Administration and the Regional Office of the Environmental Protection Agency. 2 CFR Part 200, Appendix II.

The contractor agrees to include or cause to be included the requirements of this Section in every subcontract, and further agrees to take such action as the contracting agency may direct as a means of enforcing such requirements. 2 CFR 200.327.

X. CERTIFICATION REGARDING DEBARMENT, SUSPENSION, INELIGIBILITY AND VOLUNTARY EXCLUSION

This provision is applicable to all Federal-aid construction contracts, design-build contracts, subcontracts, lower-tier subcontracts, purchase orders, lease agreements, consultant contracts or any other covered transaction requiring FHWA approval or that is estimated to cost \$25,000 or more – as defined in 2 CFR Parts 180 and 1200. 2 CFR 180.220 and 1200.220.

1. Instructions for Certification – First Tier Participants:

a. By signing and submitting this proposal, the prospective first tier participant is providing the certification set out below.

b. The inability of a person to provide the certification set out below will not necessarily result in denial of participation in this covered transaction. The prospective first tier participant shall submit an explanation of why it cannot provide the certification set out below. The certification or explanation will be considered in connection with the department or agency's determination whether to enter into this transaction. However, failure of the prospective first tier participant to furnish a certification or an explanation shall disqualify such a person from participation in this transaction. 2 CFR 180.320.

c. The certification in this clause is a material representation of fact upon which reliance was placed when the contracting agency determined to enter into this transaction. If it is later determined that the prospective participant knowingly rendered an erroneous certification, in addition to other remedies available to the Federal Government, the contracting agency may terminate this transaction for cause of default. 2 CFR 180.325.

d. The prospective first tier participant shall provide immediate written notice to the contracting agency to whom this proposal is submitted if any time the prospective first tier participant learns that its certification was erroneous when submitted or has become erroneous by reason of changed circumstances. 2 CFR 180.345 and 180.350.

e. The terms "covered transaction," "debarred," "suspended," "ineligible," "participant," "person," "principal," and "voluntarily excluded," as used in this clause, are defined in 2 CFR Parts 180, Subpart I, 180.900-180.1020, and 1200. "First Tier Covered Transactions" refers to any covered transaction between a recipient or subrecipient of Federal funds and a participant (such as the prime or general contract). "Lower Tier Covered Transactions" refers to any covered transaction under a First Tier Covered Transaction (such as subcontracts). "First Tier Participant" refers to the participant who has entered into a covered transaction with a recipient or subrecipient of Federal funds (such as the prime or general contractor). "Lower Tier Participant" refers any participant who has entered into a covered transaction with a First Tier Participant or other Lower Tier Participants (such as subcontractors and suppliers).

f. The prospective first tier participant agrees by submitting this proposal that, should the proposed covered transaction be entered into, it shall not knowingly enter into any lower tier covered transaction with a person who is debarred, suspended, declared ineligible, or voluntarily excluded from participation in this covered transaction, unless authorized by the department or agency entering into this transaction. 2 CFR 180.330.

g. The prospective first tier participant further agrees by submitting this proposal that it will include the clause titled "Certification Regarding Debarment, Suspension, Ineligibility and Voluntary Exclusion-Lower Tier Covered Transactions," provided by the department or contracting agency, entering into this covered transaction, without modification, in all lower tier covered transactions and in all solicitations for lower tier covered transactions exceeding the \$25,000 threshold. 2 CFR 180.220 and 180.300.

h. A participant in a covered transaction may rely upon a certification of a prospective participant in a lower tier covered transaction that is not debarred, suspended, ineligible, or voluntarily excluded from the covered transaction, unless it knows that the certification is erroneous. 2 CFR 180.300; 180.320, and 180.325. A participant is responsible for ensuring that its principals are not suspended, debarred, or otherwise ineligible to participate in covered transactions. 2 CFR 180.335. To verify the eligibility of its principals, as well as the eligibility of any lower tier prospective participants, each participant may, but is not required to, check the System for Award Management website (<https://www.sam.gov/>). 2 CFR 180.300, 180.320, and 180.325.

i. Nothing contained in the foregoing shall be construed to require the establishment of a system of records in order to render in good faith the certification required by this clause. The knowledge and information of the prospective participant is not required to exceed that which is normally possessed by a prudent person in the ordinary course of business dealings.

j. Except for transactions authorized under paragraph (f) of these instructions, if a participant in a covered transaction knowingly enters into a lower tier covered transaction with a person who is suspended, debarred, ineligible, or voluntarily excluded from participation in this transaction, in addition to other remedies available to the Federal Government, the department or agency may terminate this transaction for cause or default. 2 CFR 180.325.

* * * * *

2. Certification Regarding Debarment, Suspension, Ineligibility and Voluntary Exclusion – First Tier Participants:

a. The prospective first tier participant certifies to the best of its knowledge and belief, that it and its principals:

(1) Are not presently debarred, suspended, proposed for debarment, declared ineligible, or voluntarily excluded from participating in covered transactions by any Federal department or agency, 2 CFR 180.335;.

(2) Have not within a three-year period preceding this proposal been convicted of or had a civil judgment rendered against them for commission of fraud or a criminal offense in connection with obtaining, attempting to obtain, or performing a public (Federal, State, or local) transaction or contract under a public transaction; violation of Federal or State antitrust statutes or commission of embezzlement, theft, forgery, bribery, falsification or destruction of records, making false statements, or receiving stolen property, 2 CFR 180.800;

(3) Are not presently indicted for or otherwise criminally or civilly charged by a governmental entity (Federal, State or local) with commission of any of the offenses enumerated in paragraph (a)(2) of this certification, 2 CFR 180.700 and 180.800; and

(4) Have not within a three-year period preceding this application/proposal had one or more public transactions (Federal, State or local) terminated for cause or default. 2 CFR 180.335(d).

(5) Are not a corporation that has been convicted of a felony violation under any Federal law within the two-year period preceding this proposal (USDOT Order 4200.6 implementing appropriations act requirements); and

(6) Are not a corporation with any unpaid Federal tax liability that has been assessed, for which all judicial and administrative remedies have been exhausted, or have lapsed, and that is not being paid in a timely manner pursuant to an agreement with the authority responsible for collecting the tax liability (USDOT Order 4200.6 implementing appropriations act requirements).

b. Where the prospective participant is unable to certify to any of the statements in this certification, such prospective participant should attach an explanation to this proposal. 2 CFR 180.335 and 180.340.

* * * * *

3. Instructions for Certification - Lower Tier Participants:

(Applicable to all subcontracts, purchase orders, and other lower tier transactions requiring prior FHWA approval or estimated to cost \$25,000 or more - 2 CFR Parts 180 and 1200). 2 CFR 180.220 and 1200.220.

a. By signing and submitting this proposal, the prospective lower tier participant is providing the certification set out below.

b. The certification in this clause is a material representation of fact upon which reliance was placed when this transaction was entered into. If it is later determined that the prospective lower tier participant knowingly rendered an erroneous certification, in addition to other remedies available to the Federal Government, the department, or agency with which

this transaction originated may pursue available remedies, including suspension and/or debarment.

c. The prospective lower tier participant shall provide immediate written notice to the person to which this proposal is submitted if at any time the prospective lower tier participant learns that its certification was erroneous by reason of changed circumstances. 2 CFR 180.365.

d. The terms "covered transaction," "debarred," "suspended," "ineligible," "participant," "person," "principal," and "voluntarily excluded," as used in this clause, are defined in 2 CFR Parts 180, Subpart I, 180.900 – 180.1020, and 1200. You may contact the person to which this proposal is submitted for assistance in obtaining a copy of those regulations. "First Tier Covered Transactions" refers to any covered transaction between a recipient or subrecipient of Federal funds and a participant (such as the prime or general contractor). "Lower Tier Covered Transactions" refers to any covered transaction under a First Tier Covered Transaction (such as subcontracts). "First Tier Participant" refers to the participant who has entered into a covered transaction with a recipient or subrecipient of Federal funds (such as the prime or general contractor). "Lower Tier Participant" refers any participant who has entered into a covered transaction with a First Tier Participant or other Lower Tier Participants (such as subcontractors and suppliers).

e. The prospective lower tier participant agrees by submitting this proposal that, should the proposed covered transaction be entered into, it shall not knowingly enter into any lower tier covered transaction with a person who is debarred, suspended, declared ineligible, or voluntarily excluded from participation in this covered transaction, unless authorized by the department or agency with which this transaction originated. 2 CFR 1200.220 and 1200.332.

f. The prospective lower tier participant further agrees by submitting this proposal that it will include this clause titled "Certification Regarding Debarment, Suspension, Ineligibility and Voluntary Exclusion-Lower Tier Covered Transaction," without modification, in all lower tier covered transactions and in all solicitations for lower tier covered transactions exceeding the \$25,000 threshold. 2 CFR 180.220 and 1200.220.

g. A participant in a covered transaction may rely upon a certification of a prospective participant in a lower tier covered transaction that is not debarred, suspended, ineligible, or voluntarily excluded from the covered transaction, unless it knows that the certification is erroneous. A participant is responsible for ensuring that its principals are not suspended, debarred, or otherwise ineligible to participate in covered transactions. To verify the eligibility of its principals, as well as the eligibility of any lower tier prospective participants, each participant may, but is not required to, check the System for Award Management website (<https://www.sam.gov>), which is compiled by the General Services Administration. 2 CFR 180.300, 180.320, 180.330, and 180.335.

h. Nothing contained in the foregoing shall be construed to require establishment of a system of records in order to render in good faith the certification required by this clause. The knowledge and information of participant is not required to exceed that which is normally possessed by a prudent person in the ordinary course of business dealings.

i. Except for transactions authorized under paragraph e of these instructions, if a participant in a covered transaction knowingly enters into a lower tier covered transaction with a person who is suspended, debarred, ineligible, or voluntarily

excluded from participation in this transaction, in addition to other remedies available to the Federal Government, the department or agency with which this transaction originated may pursue available remedies, including suspension and/or debarment. 2 CFR 180.325.

* * * * *

4. Certification Regarding Debarment, Suspension, Ineligibility and Voluntary Exclusion--Lower Tier Participants:

a. The prospective lower tier participant certifies, by submission of this proposal, that neither it nor its principals:

(1) is presently debarred, suspended, proposed for debarment, declared ineligible, or voluntarily excluded from participating in covered transactions by any Federal department or agency, 2 CFR 180.355;

(2) is a corporation that has been convicted of a felony violation under any Federal law within the two-year period preceding this proposal (USDOT Order 4200.6 implementing appropriations act requirements); and

(3) is a corporation with any unpaid Federal tax liability that has been assessed, for which all judicial and administrative remedies have been exhausted, or have lapsed, and that is not being paid in a timely manner pursuant to an agreement with the authority responsible for collecting the tax liability. (USDOT Order 4200.6 implementing appropriations act requirements)

b. Where the prospective lower tier participant is unable to certify to any of the statements in this certification, such prospective participant should attach an explanation to this proposal.

* * * * *

XI. CERTIFICATION REGARDING USE OF CONTRACT FUNDS FOR LOBBYING

This provision is applicable to all Federal-aid construction contracts and to all related subcontracts which exceed \$100,000. 49 CFR Part 20, App. A.

1. The prospective participant certifies, by signing and submitting this bid or proposal, to the best of his or her knowledge and belief, that:

a. No Federal appropriated funds have been paid or will be paid, by or on behalf of the undersigned, to any person for influencing or attempting to influence an officer or employee of any Federal agency, a Member of Congress, an officer or employee of Congress, or an employee of a Member of Congress in connection with the awarding of any Federal contract, the making of any Federal grant, the making of any Federal loan, the entering into of any cooperative agreement, and the extension, continuation, renewal, amendment, or modification of any Federal contract, grant, loan, or cooperative agreement.

b. If any funds other than Federal appropriated funds have been paid or will be paid to any person for influencing or attempting to influence an officer or employee of any Federal agency, a Member of Congress, an officer or employee of Congress, or an employee of a Member of Congress in connection with this Federal contract, grant, loan, or

cooperative agreement, the undersigned shall complete and submit Standard Form-LLL, "Disclosure Form to Report Lobbying," in accordance with its instructions.

2. This certification is a material representation of fact upon which reliance was placed when this transaction was made or entered into. Submission of this certification is a prerequisite for making or entering into this transaction imposed by 31 U.S.C. 1352. Any person who fails to file the required certification shall be subject to a civil penalty of not less than \$10,000 and not more than \$100,000 for each such failure.

3. The prospective participant also agrees by submitting its bid or proposal that the participant shall require that the language of this certification be included in all lower tier subcontracts, which exceed \$100,000 and that all such recipients shall certify and disclose accordingly.

XII. USE OF UNITED STATES-FLAG VESSELS:

This provision is applicable to all Federal-aid construction contracts, design-build contracts, subcontracts, lower-tier subcontracts, purchase orders, lease agreements, or any other covered transaction. 46 CFR Part 381.

This requirement applies to material or equipment that is acquired for a specific Federal-aid highway project. 46 CFR 381.7. It is not applicable to goods or materials that come into inventories independent of an FHWA funded-contract.

When oceanic shipments (or shipments across the Great Lakes) are necessary for materials or equipment acquired for a specific Federal-aid construction project, the bidder, proposer, contractor, subcontractor, or vendor agrees:

1. To utilize privately owned United States-flag commercial vessels to ship at least 50 percent of the gross tonnage (computed separately for dry bulk carriers, dry cargo liners, and tankers) involved, whenever shipping any equipment, material, or commodities pursuant to this contract, to the extent such vessels are available at fair and reasonable rates for United States-flag commercial vessels. 46 CFR 381.7.

2. To furnish within 20 days following the date of loading for shipments originating within the United States or within 30 working days following the date of loading for shipments originating outside the United States, a legible copy of a rated, 'on-board' commercial ocean bill-of-lading in English for each shipment of cargo described in paragraph (b)(1) of this section to both the Contracting Officer (through the prime contractor in the case of subcontractor bills-of-lading) and to the Office of Cargo and Commercial Sealift (MAR-620), Maritime Administration, Washington, DC 20590. (MARAD requires copies of the ocean carrier's (master) bills of lading, certified onboard, dated, with rates and charges. These bills of lading may contain business sensitive information and therefore may be submitted directly to MARAD by the Ocean Transportation Intermediary on behalf of the contractor). 46 CFR 381.7.

**ATTACHMENT A - EMPLOYMENT AND MATERIALS
PREFERENCE FOR APPALACHIAN DEVELOPMENT HIGHWAY
SYSTEM OR APPALACHIAN LOCAL ACCESS**

ROAD CONTRACTS (23 CFR 633, Subpart B, Appendix B)
This provision is applicable to all Federal-aid projects funded under the Appalachian Regional Development Act of 1965.

1. During the performance of this contract, the contractor undertaking to do work which is, or reasonably may be, done as on-site work, shall give preference to qualified persons who regularly reside in the labor area as designated by the DOL wherein the contract work is situated, or the subregion, or the Appalachian counties of the State wherein the contract work is situated, except:

a. To the extent that qualified persons regularly residing in the area are not available.

b. For the reasonable needs of the contractor to employ supervisory or specially experienced personnel necessary to assure an efficient execution of the contract work.

c. For the obligation of the contractor to offer employment to present or former employees as the result of a lawful collective bargaining contract, provided that the number of nonresident persons employed under this subparagraph (1c) shall not exceed 20 percent of the total number of employees employed by the contractor on the contract work, except as provided in subparagraph (4) below.

2. The contractor shall place a job order with the State Employment Service indicating (a) the classifications of the laborers, mechanics and other employees required to perform the contract work, (b) the number of employees required in each classification, (c) the date on which the participant estimates such employees will be required, and (d) any other pertinent information required by the State Employment Service to complete the job order form. The job order may be placed with the State Employment Service in writing or by telephone. If during the course of the contract work, the information submitted by the contractor in the original job order is substantially modified, the participant shall promptly notify the State Employment Service.

3. The contractor shall give full consideration to all qualified job applicants referred to him by the State Employment Service. The contractor is not required to grant employment to any job applicants who, in his opinion, are not qualified to perform the classification of work required.

4. If, within one week following the placing of a job order by the contractor with the State Employment Service, the State Employment Service is unable to refer any qualified job applicants to the contractor, or less than the number requested, the State Employment Service will forward a certificate to the contractor indicating the unavailability of applicants. Such certificate shall be made a part of the contractor's permanent project records. Upon receipt of this certificate, the contractor may employ persons who do not normally reside in the labor area to fill positions covered by the certificate, notwithstanding the provisions of subparagraph (1c) above.

5. The provisions of 23 CFR 633.207(e) allow the contracting agency to provide a contractual preference for the use of mineral resource materials native to the Appalachian region.

6. The contractor shall include the provisions of Sections 1 through 4 of this Attachment A in every subcontract for work which is, or reasonably may be, done as on-site work.