

110

Letting November 7, 2025

Notice to Bidders, Specifications and Proposal



**Contract No. 61L82
COOK County
Section 22-00086-00-BR (Broadview)
Route MUN 4070 (21st Street)
Project S3ID-047 ()
District 1 Construction Funds**

Prepared by

F

Checked by

(Printed by authority of the State of Illinois)



NOTICE TO BIDDERS

- 1. TIME AND PLACE OF OPENING BIDS.** Electronic bids are to be submitted to the electronic bidding system (iCX-Integrated Contractors Exchange). All bids must be submitted to the iCX system prior to 12:00 p.m. November 7, 2025 at which time the bids will be publicly opened from the iCX SecureVault.
- 2. DESCRIPTION OF WORK.** The proposed improvement is identified and advertised for bids in the Invitation for Bids as:

**Contract No. 61L82
COOK County
Section 22-00086-00-BR (Broadview)
Project S3ID-047 ()
Route MUN 4070 (21st Street)
District 1 Construction Funds**

Construction of a three-span cast-in-place RC slab bridge to carry 21st Street over Addison Creek in Broadview. Includes; full depth HMA pavement, sidewalk, curb & gutter, storm sewer, and lighting.

- 3. INSTRUCTIONS TO BIDDERS.** (a) This Notice, the invitation for bids, proposal and letter of award shall, together with all other documents in accordance with Article 101.09 of the Standard Specifications for Road and Bridge Construction, become part of the contract. Bidders are cautioned to read and examine carefully all documents, to make all required inspections, and to inquire or seek explanation of the same prior to submission of a bid.

(b) State law, and, if the work is to be paid wholly or in part with Federal-aid funds, Federal law requires the bidder to make various certifications as a part of the proposal and contract. By execution and submission of the proposal, the bidder makes the certification contained therein. A false or fraudulent certification shall, in addition to all other remedies provided by law, be a breach of contract and may result in termination of the contract.
- 4. AWARD CRITERIA AND REJECTION OF BIDS.** This contract will be awarded to the lowest responsive and responsible bidder considering conformity with the terms and conditions established by the Department in the rules, Invitation for Bids and contract documents. The issuance of plans and proposal forms for bidding based upon a prequalification rating shall not be the sole determinant of responsibility. The Department reserves the right to determine responsibility at the time of award, to reject any or all proposals, to re-advertise the proposed improvement, and to waive technicalities.

By Order of the
Illinois Department of Transportation

Gia Biagi,
Secretary

CONTRACT 61L82

INDEX FOR SUPPLEMENTAL SPECIFICATIONS AND RECURRING SPECIAL PROVISIONS

Adopted January 1, 2025

This index contains a listing of SUPPLEMENTAL SPECIFICATIONS, frequently used RECURRING SPECIAL PROVISIONS, and LOCAL ROADS AND STREETS RECURRING SPECIAL PROVISIONS.

ERRATA Standard Specifications for Road and Bridge Construction (Adopted 1-1-22) (Revised 1-1-25)

SUPPLEMENTAL SPECIFICATIONS

<u>Std. Spec. Sec.</u>	<u>Page No.</u>
202 Earth and Rock Excavation	1
204 Borrow and Furnished Excavation.....	2
207 Porous Granular Embankment	3
211 Topsoil and Compost	4
406 Hot-Mix Asphalt Binder and Surface Course	5
407 Hot-Mix Asphalt Pavement (Full-Depth)	7
420 Portland Cement Concrete Pavement	8
502 Excavation for Structures	9
509 Metal Railings	10
540 Box Culverts	11
542 Pipe Culverts	31
550 Storm Sewers	40
586 Granular Backfill for Structures	47
630 Steel Plate Beam Guardrail	48
632 Guardrail and Cable Road Guard Removal	49
644 High Tension Cable Median Barrier	50
665 Woven Wire Fence	51
701 Work Zone Traffic Control and Protection	52
781 Raised Reflective Pavement Markers	54
782 Reflectors	55
801 Electrical Requirements	57
821 Roadway Luminaires	60
1003 Fine Aggregates	61
1004 Coarse Aggregates	62
1010 Finely Divided Minerals	63
1020 Portland Cement Concrete	64
1030 Hot-Mix Asphalt	67
1040 Drain Pipe, Tile, and Wall Drain	68
1061 Waterproofing Membrane System	69
1067 Luminaire	70
1097 Reflectors	77
1102 Hot-Mix Asphalt Equipment	78

RECURRING SPECIAL PROVISIONS

The following RECURRING SPECIAL PROVISIONS indicated by an "X" are applicable to this contract and are included by reference:

<u>CHECK SHEET #</u>		<u>PAGE NO.</u>
1	<input checked="" type="checkbox"/> Additional State Requirements for Federal-Aid Construction Contracts	79
2	<input checked="" type="checkbox"/> Subletting of Contracts (Federal-Aid Contracts)	82
3	<input checked="" type="checkbox"/> EEO	83
4	<input type="checkbox"/> Specific EEO Responsibilities Non Federal-Aid Contracts	93
5	<input type="checkbox"/> Required Provisions - State Contracts	98
6	<input type="checkbox"/> Asbestos Bearing Pad Removal	104
7	<input type="checkbox"/> Asbestos Waterproofing Membrane and Asbestos HMA Surface Removal	105
8	<input checked="" type="checkbox"/> Temporary Stream Crossings and In-Stream Work Pads	106
9	<input checked="" type="checkbox"/> Construction Layout Stakes	107
10	<input type="checkbox"/> Use of Geotextile Fabric for Railroad Crossing	110
11	<input type="checkbox"/> Subsealing of Concrete Pavements	112
12	<input type="checkbox"/> Hot-Mix Asphalt Surface Correction	116
13	<input type="checkbox"/> Pavement and Shoulder Resurfacing	118
14	<input type="checkbox"/> Patching with Hot-Mix Asphalt Overlay Removal	119
15	<input type="checkbox"/> Polymer Concrete	121
16	Reserved	123
17	<input type="checkbox"/> Bicycle Racks	124
18	<input type="checkbox"/> Temporary Portable Bridge Traffic Signals	126
19	<input checked="" type="checkbox"/> Nighttime Inspection of Roadway Lighting	128
20	<input type="checkbox"/> English Substitution of Metric Bolts	129
21	<input type="checkbox"/> Calcium Chloride Accelerator for Portland Cement Concrete	130
22	<input type="checkbox"/> Quality Control of Concrete Mixtures at the Plant	131
23	<input checked="" type="checkbox"/> Quality Control/Quality Assurance of Concrete Mixtures	139
24	Reserved	155
25	Reserved	156
26	<input type="checkbox"/> Temporary Raised Pavement Markers	157
27	<input type="checkbox"/> Restoring Bridge Approach Pavements Using High-Density Foam	158
28	<input type="checkbox"/> Portland Cement Concrete Inlay or Overlay	161
29	<input type="checkbox"/> Portland Cement Concrete Partial Depth Hot-Mix Asphalt Patching	165
30	<input type="checkbox"/> Longitudinal Joint and Crack Patching	168
31	<input type="checkbox"/> Concrete Mix Design – Department Provided	170
32	<input type="checkbox"/> Station Numbers in Pavements or Overlays	171

LOCAL ROADS AND STREETS RECURRING SPECIAL PROVISIONS

Table of Contents

<u>CHECK SHEET #</u>		<u>PAGE NO.</u>
LRS 1	Reserved	173
LRS 2	<input type="checkbox"/> Furnished Excavation	174
LRS 3	<input checked="" type="checkbox"/> Work Zone Traffic Control Surveillance	175
LRS 4	<input type="checkbox"/> Flaggers in Work Zones	176
LRS 5	<input type="checkbox"/> Contract Claims	177
LRS 6	<input type="checkbox"/> Bidding Requirements and Conditions for Contract Proposals	178
LRS 7	<input type="checkbox"/> Bidding Requirements and Conditions for Material Proposals	184
LRS 8	Reserved	190
LRS 9	<input type="checkbox"/> Bituminous Surface Treatments	191
LRS 10	Reserved	195
LRS 11	<input type="checkbox"/> Employment Practices	196
LRS 12	<input type="checkbox"/> Wages of Employees on Public Works	198
LRS 13	<input type="checkbox"/> Selection of Labor	200
LRS 14	<input type="checkbox"/> Paving Brick and Concrete Paver Pavements and Sidewalks	201
LRS 15	<input type="checkbox"/> Partial Payments	204
LRS 16	<input type="checkbox"/> Protests on Local Lettings	205
LRS 17	<input type="checkbox"/> Substance Abuse Prevention Program	206
LRS 18	<input type="checkbox"/> Multigrade Cold Mix Asphalt	207
LRS 19	<input type="checkbox"/> Reflective Crack Control Treatment	208

INDEX OF SPECIAL PROVISIONS

LOCATION OF PROJECT	1
DESCRIPTION OF PROJECT	1
MAINTENANCE OF ROADWAYS (D1).....	2
STATUS OF UTILITIES (D-1)	2
PUBLIC CONVENIENCE AND SAFETY (D1)	5
COMPLETION DATE PLUS WORKING DAYS (D1)	6
CONTRACTOR COOPERATION.....	6
REMOVAL AND DISPOSAL OF REGULATED SUBSTANCES (PROJECT SPECIFIC).....	6
HOT-MIX ASPHALT BINDER AND SURFACE COURSE (D1)	8
COFFERDAM (TYPE 1) (IN-STREAM/WETLAND WORK) (D1)	15
CHAIN LINK FENCE, ATTACHED TO STRUCTURE	16
ENGINEER'S FIELD OFFICE TYPE A (D1).....	16
TRAFFIC CONTROL AND PROTECTION (ARTERIALS) (D1)	17
TRAFFIC CONTROL PLAN (D1)	17
TEMPORARY INFORMATION SIGNING.....	18
FRICTION AGGREGATE (D1).....	19
HOT-MIX ASPHALT – MIXTURE DESIGN VERIFICATION AND PRODUCTION (D1).....	22
PROPOSED STORM SEWER CONNECTION TO EXISTING STORM SEWER	23
REMOVE CONCRETE END SECTION	24
WASHOUT BASIN.....	24
REMOVE EXISTING RIPRAP.....	24
STABILIZED CONSTRUCTION ENTRANCE.....	25
PAINT CURB	25
GENERAL ELECTRICAL REQUIREMENTS	26
MAINTENANCE OF LIGHTING SYSTEMS	45
LUMINAIRE SAFETY CABLE ASSEMBLY	49
ROADWAY LUMINAIRE, LED	49
UNIT DUCT	61
WIRE AND CABLE	63
REMOVAL OF LIGHTING UNIT, SALVAGE	64
REMOVE AND REINSTALL VIDEO CAMERA AND EQUIPMENT	64
AVAILABLE REPORTS (D1 LR)	65
IDOT TRAINING PROGRAM GRADUATE ON-THE-JOB TRAINING SPECIAL PROVISION ..	66
LR107-4 FORM	68
LR1030-2 FORM.....	69

INDEX OF SPECIAL PROVISIONS

IDOT FLOODWAY CONSTRUCTION PERMIT.....	71
MWRD WMO PERMIT.....	77
NCCSWCD SESC REVIEW	86
USACE SECTION 404 PERMIT	92
LPC 663 FORM.....	96

BDE SPECIAL PROVISIONS

The following special provisions indicated by an "X" are applicable to this contract. An * indicates a new or revised special provision for the letting.

<u>File Name</u>	<u>Pg.</u>	<u>Special Provision Title</u>	<u>Effective</u>	<u>Revised</u>
80099		<input type="checkbox"/> Accessible Pedestrian Signals (APS)	April 1, 2003	Jan. 1, 2022
80274	98	<input checked="" type="checkbox"/> Aggregate Subgrade Improvement	April 1, 2012	April 1, 2022
80192		<input type="checkbox"/> Automated Flagger Assistance Device	Jan. 1, 2008	April 1, 2023
80173		<input type="checkbox"/> Bituminous Materials Cost Adjustments	Nov. 2, 2006	Aug. 1, 2017
80426		<input type="checkbox"/> Bituminous Surface Treatment with Fog Seal	Jan. 1, 2020	Jan. 1, 2022
80241		<input type="checkbox"/> Bridge Demolition Debris	July 1, 2009	
50531		<input type="checkbox"/> Building Removal	Sept. 1, 1990	Aug. 1, 2022
50261		<input type="checkbox"/> Building Removal with Asbestos Abatement	Sept. 1, 1990	Aug. 1, 2022
80460	101	<input checked="" type="checkbox"/> Cement, Finely Divided Minerals, Admixtures, Concrete, and Mortar	Jan. 1, 2025	
80384	112	<input checked="" type="checkbox"/> Compensable Delay Costs	June 2, 2017	April 1, 2019
80198		<input type="checkbox"/> Completion Date (via calendar days)	April 1, 2008	
80199		<input type="checkbox"/> Completion Date (via calendar days) Plus Working Days	April 1, 2008	
80461		<input type="checkbox"/> Concrete Barrier	Jan. 1, 2025	
80453		<input type="checkbox"/> Concrete Sealer	Nov. 1, 2023	
80261	116	<input checked="" type="checkbox"/> Construction Air Quality – Diesel Retrofit	June 1, 2010	Jan. 1, 2025
80029	118	<input checked="" type="checkbox"/> Disadvantaged Business Enterprise Participation	Sept. 1, 2000	Jan. 2, 2025
80467	121	<input checked="" type="checkbox"/> Erosion Control Blanket	Aug. 1, 2025	
80229		<input type="checkbox"/> Fuel Cost Adjustment	April 1, 2009	Aug. 1, 2017
80452		<input type="checkbox"/> Full Lane Sealant Waterproofing System	Nov. 1, 2023	
80447		<input type="checkbox"/> Grading and Shaping Ditches	Jan 1, 2023	
80433		<input type="checkbox"/> Green Preformed Thermoplastic Pavement Markings	Jan. 1, 2021	Jan. 1, 2022
* 80471		<input type="checkbox"/> Guardrail	Nov. 1, 2025	
* 80472		<input type="checkbox"/> High Friction Surface Treatment	Nov. 1, 2025	
80456		<input type="checkbox"/> Hot-Mix Asphalt	Jan. 1, 2024	Jan. 1, 2025
80446		<input type="checkbox"/> Hot-Mix Asphalt – Longitudinal Joint Sealant	Nov. 1, 2022	Aug. 1, 2023
80438		<input type="checkbox"/> Illinois Works Apprenticeship Initiative – State Funded Contracts	June 2, 2021	April 2, 2024
80450		<input type="checkbox"/> Mechanically Stabilized Earth Retaining Walls	Aug. 1, 2023	Aug. 1, 2025
* 80464		<input type="checkbox"/> Pavement Marking	April 1, 2025	Nov. 1, 2025
80468		<input type="checkbox"/> Pavement Patching	Aug. 1, 2025	
80441	124	<input checked="" type="checkbox"/> Performance Graded Asphalt Binder	Jan 1, 2023	
80459		<input type="checkbox"/> Preformed Plastic Pavement Marking	June 2, 2024	
34261		<input type="checkbox"/> Railroad Protective Liability Insurance	Dec. 1, 1986	Jan. 1, 2022
* 80473		<input type="checkbox"/> Raised Reflective Pavement Markers	Nov. 1, 2025	
80455	129	<input checked="" type="checkbox"/> Removal and Disposal of Regulated Substances	Jan. 1, 2024	April 1, 2024
* 80474		<input type="checkbox"/> Residential Driveway Temporary Signal	Nov. 1, 2025	
80445	130	<input checked="" type="checkbox"/> Seeding	Nov. 1, 2022	
80457		<input type="checkbox"/> Short Term and Temporary Pavement Markings	April 1, 2024	April 2, 2024
80462		<input type="checkbox"/> Sign Panels and Appurtenances	Jan. 1, 2025	April 1, 2025
80469		<input type="checkbox"/> Slope Wall	Aug. 1, 2025	
80448	136	<input checked="" type="checkbox"/> Source of Supply and Quality Requirements	Jan. 2, 2023	
80340		<input type="checkbox"/> Speed Display Trailer	April 2, 2014	Jan. 1, 2022
* 80127	137	<input checked="" type="checkbox"/> Steel Cost Adjustment	April 2, 2004	Nov. 1, 2025
80397	139	<input checked="" type="checkbox"/> Subcontractor and DBE Payment Reporting	April 2, 2018	
80391	140	<input checked="" type="checkbox"/> Subcontractor Mobilization Payments	Nov. 2, 2017	April 1, 2019
80463	141	<input checked="" type="checkbox"/> Submission of Bidders List Information	Jan. 2, 2025	Mar. 2, 2025
80437	142	<input checked="" type="checkbox"/> Submission of Payroll Records	April 1, 2021	Nov. 2, 2023
80435		<input type="checkbox"/> Surface Testing of Pavements – IRI	Jan. 1, 2021	Jan. 1, 2023
80465	144	<input checked="" type="checkbox"/> Surveying Services	April 1, 2025	
80466		<input type="checkbox"/> Temporary Rumble Strips	April 1, 2025	
80470		<input type="checkbox"/> Traffic Signal Backplate	Aug. 1, 2025	
20338	145	<input checked="" type="checkbox"/> Training Special Provisions	Oct. 15, 1975	Sept. 2, 2021

<u>File Name</u>	<u>Pg.</u>	<u>Special Provision Title</u>	<u>Effective</u>	<u>Revised</u>
80429		<input type="checkbox"/> Ultra-Thin Bonded Wearing Course	April 1, 2020	Jan. 1, 2022
80439	148	<input checked="" type="checkbox"/> Vehicle and Equipment Warning Lights	Nov. 1, 2021	Nov. 1, 2022
80458		<input type="checkbox"/> Waterproofing Membrane System	Aug. 1, 2024	
80302	149	<input checked="" type="checkbox"/> Weekly DBE Trucking Reports	June 2, 2012	Jan. 2, 2025
80454		<input type="checkbox"/> Wood Sign Support	Nov. 1, 2023	
80427	150	<input checked="" type="checkbox"/> Work Zone Traffic Control Devices	Mar. 2, 2020	Jan. 1, 2025
80071		<input type="checkbox"/> Working Days	Jan. 1, 2002	

GUIDE BRIDGE SPECIAL PROVISION INDEX/CHECK SHEET

Effective as of the: November 8, 2024 Letting

Pg #	✓	File Name	Title	Effective	Revised
	<input type="checkbox"/>	GBSP 4	Polymer Modified Portland Cement Mortar	June 7, 1994	April 1, 2016
	<input type="checkbox"/>	*GBSP 13	High-Load Multi-Rotational Bearings	Oct 13, 1988	June 28, 2024
	<input type="checkbox"/>	GBSP 14	Jack and Remove Existing Bearings	April 20, 1994	April 13, 2018
	<input type="checkbox"/>	GBSP 16	Jacking Existing Superstructure	Jan 11, 1993	April 13, 2018
	<input type="checkbox"/>	GBSP 18	Modular Expansion Joint	May 19, 1994	Oct 27, 2023
	<input type="checkbox"/>	GBSP 21	Cleaning and Painting Contact Surface Areas of Existing Steel Structures	June 30, 2003	Oct 23, 2020
	<input type="checkbox"/>	GBSP 25	Cleaning and Painting Existing Steel Structures	Oct 2, 2001	April 15, 2022
	<input type="checkbox"/>	GBSP 26	Containment and Disposal of Lead Paint Cleaning Residues	Oct 2, 2001	Apr 22, 2016
	<input type="checkbox"/>	GBSP 28	Deck Slab Repair	May 15, 1995	Feb 2, 2024
	<input type="checkbox"/>	GBSP 29	Bridge Deck Microsilica Concrete Overlay	May 15, 1995	April 30, 2021
	<input type="checkbox"/>	GBSP 30	Bridge Deck Latex Concrete Overlay	May 15, 1995	April 30, 2021
	<input type="checkbox"/>	GBSP 31	Bridge Deck High-Reactivity Metakaolin (HRM) Conc Overlay	Jan 21, 2000	April 30, 2021
	<input type="checkbox"/>	GBSP 33	Pedestrian Truss Superstructure	Jan 13, 1998	Oct 27, 2023
	<input type="checkbox"/>	GBSP 34	Concrete Wearing Surface	June 23, 1994	Oct 4, 2016
	<input type="checkbox"/>	*GBSP 45	Bridge Deck Thin Polymer Overlay	May 7, 1997	June 28, 2024
	<input type="checkbox"/>	GBSP 53	Structural Repair of Concrete	Mar 15, 2006	Aug 9, 2019
	<input type="checkbox"/>	GBSP 55	Erection of Curved Steel Structures	June 1, 2007	
	<input type="checkbox"/>	GBSP 59	Diamond Grinding and Surface Testing Bridge Sections	Dec 6, 2004	April 15, 2022
	<input type="checkbox"/>	GBSP 60	Containment and Disposal of Non-Lead Paint Cleaning Residues	Nov 25, 2004	Apr 22, 2016
	<input type="checkbox"/>	GBSP 61	Slipform Parapet	June 1, 2007	April 15, 2022
	<input type="checkbox"/>	GBSP 67	Structural Assessment Reports for Contractor's Means and Methods	Mar 6, 2009	Oct 5, 2015
	<input type="checkbox"/>	GBSP 71	Aggregate Column Ground Improvement	Jan 15, 2009	Oct 15, 2011
	<input type="checkbox"/>	GBSP 72	Bridge Deck Fly Ash or GGBF Slag Concrete Overlay	Jan 18, 2011	April 30, 2021
152	<input checked="" type="checkbox"/>	GBSP 78	Bridge Deck Construction	Oct 22, 2013	Dec 21, 2016
	<input type="checkbox"/>	GBSP 79	Bridge Deck Grooving (Longitudinal)	Dec 29, 2014	Mar 29, 2017
	<input type="checkbox"/>	GBSP 81	Membrane Waterproofing for Buried Structures	Oct 4, 2016	March 1, 2019
	<input type="checkbox"/>	GBSP 82	Metallizing of Structural Steel	Oct 4, 2016	Oct 20, 2017
	<input type="checkbox"/>	*GBSP 83	Hot Dip Galvanizing for Structural Steel	Oct 4, 2016	June 28, 2024
	<input type="checkbox"/>	GBSP 85	Micropiles	Apr 19, 1996	Oct 23, 2020
	<input type="checkbox"/>	GBSP 86	Drilled Shafts	Oct 5, 2015	Oct 27, 2023
	<input type="checkbox"/>	GBSP 87	Lightweight Cellular Concrete Fill	Nov 11, 2001	Apr 1, 2016
	<input type="checkbox"/>	GBSP 88	Corrugated Structural Plate Structures	Apr 22, 2016	April 13, 2018
	<input type="checkbox"/>	GBSP 89	Preformed Pavement Joint Seal	Oct 4, 2016	March 24, 2023
	<input type="checkbox"/>	GBSP 90	Three Sided Precast Concrete Structure (Special)	Dec 21, 2016	March 22, 2024
	<input type="checkbox"/>	GBSP 91	Crosshole Sonic Logging Testing of Drilled Shafts	Apr 20, 2016	March 24, 2023
	<input type="checkbox"/>	GBSP 92	Thermal Integrity Profile Testing of Drilled Shafts	Apr 20, 2016	March 24, 2023
	<input type="checkbox"/>	*GBSP 93	Preformed Bridge Joint Seal	Dec 21, 2016	June 28, 2024
	<input type="checkbox"/>	GBSP 94	Warranty for Cleaning and Painting Steel Structures	Mar 3, 2000	Nov 24, 2004
	<input type="checkbox"/>	GBSP 96	Erection of Bridge Girders Over or Adjacent to Railroads	Aug 9, 2019	
	<input type="checkbox"/>	GBSP 97	Folded/Formed PVC Pipeliner	April 15, 2022	
	<input type="checkbox"/>	GBSP 98	Cured-in-Place Pipe Liner	April 15, 2022	
	<input type="checkbox"/>	GBSP 99	Spray-Applied Pipe Liner	April 15, 2022	
	<input type="checkbox"/>	GBSP 100	Bar Splicers, Headed Reinforcement	Sept 2, 2022	Oct 27, 2023
	<input type="checkbox"/>	*GBSP 101	Noise Abatement Wall, Ground Wall	Dec 9, 2022	June 28, 2024
	<input type="checkbox"/>	*GBSP 102	Noise Abatement Wall, Structure Mounted	Dec 9, 2022	June 28, 2024
	<input type="checkbox"/>	GBSP 103	Noise Abatement Wall Anchor Rod Assembly	Dec 9, 2022	

An * indicates a new or revised special provision.

21st Street over Addison Creek
Section: 22-00086-00-BR
County: Cook
Contract No.: 61L82
Village of Broadview

STATE OF ILLINOIS
SPECIAL PROVISIONS

The following Special Provisions supplement the "Standard Specifications for Road and Bridge Construction," adopted January 1, 2022, the latest edition of the "Manual on Uniform Traffic Control Devices for Streets and Highways," and the "Manual of Test Procedures for Materials" in effect on the date of invitation for bids, and the Supplemental Specifications and Recurring Special Provisions indicated on the Check Sheet included herein which apply to and govern the construction of Section: 22-00086-00-BR; Project Number: S3ID(047); County: Cook; and in case of conflict with any part or parts of said Specifications, the said Special Provisions shall take precedence and shall govern.

21st Street over Addison Creek
Section: 22-00086-00-BR
County: Cook
Contract No.: 61L82

LOCATION OF PROJECT

Improvements associated with this project are located in the Village of Broadview, Cook County, on MUN 4070 (21st Street) from 100-ft east to 155-ft west of the center of bridge.

Total gross length and net length of project is 255 feet (0.048 mile)

DESCRIPTION OF PROJECT

The Work consists of furnishing all labor, materials, equipment, and other incidentals necessary for the completion of the removal of the existing bridge, constructing a new three-span cast-in-place slab bridge, pavement removal, combination curb and gutter removal, sidewalk removal, aggregate subgrade improvement, full depth hot-mix asphalt pavement, concrete sidewalk, combination concrete curb and gutter, storm sewer, lighting, riprap, and other incidental and miscellaneous items of work in accordance with the Plans, Standard Specifications, and these Special Provisions.

MAINTENANCE OF ROADWAYS (D1)

Effective: September 30, 1985

Revised: November 1, 1996

Beginning on the date that work begins on this project, the Contractor shall assume responsibility for normal maintenance of all existing roadways within the limits of the improvement. This normal maintenance shall include all repair work deemed necessary by the Engineer, but shall not include snow removal operations. Traffic control and protection for maintenance of roadways will be provided by the Contractor as required by the Engineer.

If items of work have not been provided in the contract, or otherwise specified for payment, such items, including the accompanying traffic control and protection required by the Engineer, will be paid for in accordance with Article 109.04 of the Standard Specifications.

STATUS OF UTILITIES (D-1)

Effective: June 1, 2016

Revised: April 1, 2025

Utility companies and/or municipal owners located within the construction limits of this project have provided the following information regarding their facilities and the proposed improvements. The tables below contain a description of specific conflicts to be resolved and/or facilities which will require some action on the part of the Department's contractor to proceed with work. Each table entry includes an identification of the action necessary and, if applicable, the estimated duration required for the resolution.

UTILITIES TO BE ADJUSTED

Conflicts noted below have been identified by following the suggested staging plan included in the contract. The company has been notified of all conflicts and will be required to obtain the necessary permits to complete their work; in some instances, resolution will be a function of the construction staging. The responsible agency must relocate, or complete new installations as noted below; this work has been deemed necessary to be complete for the Department's contractor to then work in the stage under which the item has been listed.

Pre-Stage

STAGE / LOCATION	TYPE	DESCRIPTION	RESPONSIBLE AGENCY	DURATION OF TIME
12+75 to 13+91; 28' Lt	Overhead Cables	In conflict with TSRS and bridge piles.	AT&T	25 Days
12+75; 29' Lt	3-Phase Overhead	In conflict with driving TSRS and	ComEd	5 Days

21st Street over Addison Creek
 Section: 22-00086-00-BR
 County: Cook
 Contract No.: 61L82
 Village of Broadview

	Electric Pole	bridge piles.		
13+91; 31' Lt	3-Phase Overhead Electric Pole	In conflict with bridge wing walls and pile driving.	ComEd	5 Days
12+75 to 13+91; 28' Lt	Overhead Cables	In conflict with TSRS and bridge piles.	Comcast	39 Days

Stage 1

No conflicts to be resolved.

Stage 2

No conflicts to be resolved.

Pre-Stage: 74 Days Total Installation

The following contact information is what was used during the preparation of the plans as provided by the Agency/Company responsible for resolution of the conflict.

Agency/Company Responsible to Resolve Conflict	Name of contact	Phone	E-mail address
AT&T	Tom Laskowski	(630) 779-4722	t17895@att.com
ComEd	Theresa Casillas	(773) 430-5752	theresa.casillas@comed.com
Comcast	Ted Wyman	(224) 229-5850	Ted_Wyman@comcast.com

UTILITIES TO BE WATCHED AND PROTECTED

The areas of concern noted below have been identified by following the suggested staging plan included for the contract. The information provided is not a comprehensive list of all remaining utilities, but those which during coordination were identified as ones which might require the Department's contractor to take into consideration when making the determination of the means and methods that would be required to construct the proposed improvement. In some instances, the contractor will be responsible to notify the owner in advance of the work to take place so necessary staffing on the owner's part can be secured.

Pre-Stage

STAGE / LOCATION	TYPE	DESCRIPTION	OWNER
12+00 to 12+75; 30' Lt	Buried Cable	The Contractor is alerted that there is a buried cable near 21st Street. There are no conflicts with the proposed improvement.	AT&T
12+55 to 12+77; 32' Lt	4" Gas Main	The Contractor is alerted that there is a gas main near 21st Street. There are no conflicts with the proposed improvement.	Nicor
12+70 to 14+52; 30' Rt	Water Main	The Contractor is alerted that there is a water main near 21st Street. There are no conflicts with the proposed improvement.	Village of Broadview

Stage 1

No facilities requiring extra consideration.

Stage 2

No facilities requiring extra consideration.

The following contact information is what was used during the preparation of the plans as provided by the owner of the facility.

Agency/Company Responsible to Resolve Conflict	Name of contact	Phone	E-mail address
AT&T	Tom Laskowski	(630) 779-4722	tl7895@att.com
Nicor	Karey Johnson	(630) 388-2923	karejohn@southernco.com
Village of Broadview	Matt Ames	(708) 681-3602	mames@broadview-il.gov

The above represents the best information available to the Department and is included for the convenience of the bidder. The days required for conflict resolution should be considered in the bid as this information has also been factored into the timeline identified for the project when setting the completion date. The applicable portions of the Standard Specifications for Road and Bridge Construction shall apply.

Estimated duration of time provided above for the first conflicts identified will begin on the date of the executed contract regardless of the status of the utility relocations. The responsible agencies will be working toward resolving subsequent conflicts in conjunction with contractor activities in the number of days noted.

The estimated relocation duration must be part of the progress schedule submitted by the contractor. A utility kickoff meeting will be scheduled between the Department, the Department's contractor, and the utility companies when necessary.

The contractor is responsible for contacting JULIE (or DIGGER within the City of Chicago) prior to any excavation work. Please note that IDOT electrical facilities are not part of the one-call locating services, such as JULIE or DIGGER.

If the contract requires the services of an electrical contractor, it is the contractor's responsibility, at their own expense, to locate existing IDOT electrical facilities before commencing work. For contracts that do not require an electrical contractor, the contractor may request one free locate of IDOT electrical facilities by contacting the Department's Electrical Maintenance Contractor. Additional locate requests will be at the contractor's expense.

The Department's Electrical Maintenance Contractor must be notified at least 72 hours in advance of the work by calling 773-287-7600 or emailing dispatch@meade100.com to arrange for the locating of underground electrical facilities.

Please note, the marking of underground facilities does not absolve the contractor of their responsibility to repair or replace any facilities damaged during construction at their expense.

PUBLIC CONVENIENCE AND SAFETY (D1)

Effective: May 1, 2012

Revised: July 15, 2012

Add the following to the end of the fourth paragraph of Article 107.09:

"If the holiday is on a Saturday or Sunday, and is legally observed on a Friday or Monday, the length of Holiday Period for Monday or Friday shall apply."

Add the following sentence after the Holiday Period table in the fourth paragraph of Article 107.09:

"The Length of Holiday Period for Thanksgiving shall be from 5:00 AM the Wednesday prior to 11:59 PM the Sunday After"

Delete the fifth paragraph of Article 107.09 of the Standard Specifications:

"On weekends, excluding holidays, roadways with Average Daily Traffic of 25,000 or greater, all lanes shall be open to traffic from 3:00 P.M. Friday to midnight Sunday except where structure construction or major rehabilitation makes it impractical."

COMPLETION DATE PLUS WORKING DAYS (D1)

Effective: September 30, 1985

Revised: January 1, 2007

Revise Article 108.05 (b) of the Standard Specifications as follows:

"When a completion date plus working days is specified, the Contractor shall complete all contract items and safely open all roadways to traffic by 11:59 PM on, October 23, 2026 except as specified herein.

The Contractor will be allowed to complete all clean-up work and punch list items within 10 working days after the completion date for opening the roadway to traffic. Under extenuating circumstances the Engineer may direct that certain items of work, not affecting the safe opening of the roadway to traffic, may be completed within the working days allowed for clean up work and punch list items. Temporary lane closures for this work may be allowed at the discretion of the Engineer.

Article 108.09 or the Special Provision for "Failure to Complete the Work on Time", if included in this contract, shall apply to both the completion date and the number of working days.

CONTRACTOR COOPERATION

This contract abuts and/or overlaps with one concurrent contract. The contract is a Village of Broadview Water Main project, and is located adjacent to the existing bridge on 21st Street. Work items require close coordination between Contractors regarding the sequence and timing for execution of work items.

REMOVAL AND DISPOSAL OF REGULATED SUBSTANCES (PROJECT SPECIFIC)

Description. This work shall consist of the removal and disposal of regulated substances according to Section 669 of the Standard Specifications as revised below.

Contract Specific Sites. The excavated soil and groundwater within the areas listed below shall be managed as either "uncontaminated soil", hazardous waste, special waste or non-special

waste. For stationing, the lateral distance is measured from centerline and the farthest distance is the offset distance or construction limit, whichever is less.

Soil Disposal Analysis. When the waste material requires sampling for landfill disposal acceptance, the Contractor shall secure a written list of the specific analytical parameters and analytical methods required by the landfill. The Contractor shall collect and analyze the required number of samples for the parameters required by the landfill using the appropriate analytical procedures. A copy of the required parameters and analytical methods (from landfill email or on landfill letterhead) shall be provided as Attachment 4A of the BDE 2733 (Regulated Substances Final Construction Report). The price shall include all sampling materials and effort necessary for collection and management of the samples, including transportation of samples from the job site to the laboratory. The Contractor shall be responsible for determining the specific disposal facilities to be utilized; and collect and analyze any samples required for disposal facility acceptance using a NELAP certified analytical laboratory registered with the State of Illinois.

Soil Boring ID: SB-1-W:

- Station 12+79 to 12+84 (CL 21st Street Road) 0 to 30 feet LT: The Engineer has determined this material meets the criteria of and shall be managed in accordance with Article 669.05(a)(3). Contaminants of concern sampling parameters: Benzo(a)pyrene.

Soil Boring ID: SB-1:

- Station 12+84 to 12+94 (CL 21st Street Road) 0 to 30 feet LT: The Engineer has determined this material meets the criteria of and shall be managed in accordance with Article 669.05(a)(5). Contaminant of concern sampling parameter: Arsenic.

Soil Boring ID: SB-1-E:

- Station 12+94 to 13+36 (CL 21st Street Road) 0 to 30 feet LT: The Engineer has determined this material meets the criteria of and shall be managed in accordance with Article 669.05(a)(3). Contaminants of concern sampling parameters: Benzo(a)pyrene.

Soil from Addison Creek:

- Station 13+36 to 13+63 (CL 21st Street Road) 0 to 30 feet LT & RT: The Engineer has determined this material meets the criteria of and shall be managed in accordance with Article 669.05(a)(5). Contaminants of concern sampling parameters: Creek Sediment.

Work Zones

Three distinct OSHA HAZWOPER work zones (exclusion, decontamination, and support) shall apply to projects adjacent to or within sites with documented leaking underground storage tank (LUST) incidents, or sites under management in accordance with the requirements of the Site Remediation Program (SRP), Resource Conservation and Recovery Act (RCRA), or Comprehensive Environmental Response, Compensation and Liability Act (CERCLA), or as deemed necessary. For this project, the work zones apply for the following ISGS PESA Sites:
None

HOT-MIX ASPHALT BINDER AND SURFACE COURSE (D1)

Effective: November 1, 2019

Revised: January 1, 2025

Revise Article 1004.03(c) to read:

“(c) Gradation. The coarse aggregate gradations shall be as listed in the following table.

Use	Size/Application	Gradation No.
Class A-1, A-2, & A-3	3/8 in. (10 mm) Seal	CA 16 or CA 20
Class A-1	1/2 in. (13 mm) Seal	CA 15
Class A-2 & A-3	Cover Coat	CA 14
HMA High ESAL	IL-19.0; Stabilized Subbase IL-19.0	CA 11 ^{1/}
	SMA 12.5 ^{2/}	CA 13 ^{4/} , CA 14, or CA 16
	SMA 9.5 ^{2/}	CA 13 ^{3/4/} or CA 16 ^{3/}
	IL-9.5	CA 16, CM 13 ^{4/}
	IL-9.5FG	CA 16
HMA Low ESAL	IL-19.0L	CA 11 ^{1/}
	IL-9.5L	CA 16

1/ CA 16 or CA 13 may be blended with the CA 11.

2/ The coarse aggregates used shall be capable of being combined with the fine aggregates and mineral filler to meet the approved mix design and the mix requirements noted herein.

3/ The specified coarse aggregate gradations may be blended.

4/ CA 13 shall be 100 percent passing the 1/2 in. (12.5mm) sieve.”

Revise Article 1004.03(e) of the Standard Specifications to read:

“(e) Absorption. For SMA the coarse aggregate shall also have water absorption
≤ 2.0 percent.”

Revise the “High ESAL” portion of the table in Article 1030.01 to read:

“High ESAL	Binder Courses	IL-19.0, IL-9.5, IL-9.5FG, IL-4.75, SMA 12.5, Stabilized Subbase IL-19.0
	Surface Courses	IL-9.5, IL-9.5FG, SMA 12.5, SMA 9.5”

Revise Note 2. and add Note 6 to Article 1030.02 of the Standard Specifications to read:

“Item	Article/Section
(g)Performance Graded Asphalt Binder (Note 6)	1032
(h)Fibers (Note 2)	

Note 2. A stabilizing additive such as cellulose or mineral fiber shall be added to the SMA mixture according to Illinois Modified AASHTO M 325. The stabilizing additive shall meet the Fiber Quality Requirements listed in Illinois Modified AASHTO M 325. Prior to approval and use of fibers, the Contractor shall submit a notarized certification by the producer of these materials stating they meet these requirements. Reclaimed Asphalt Shingles (RAS) may be used in Stone Matrix Asphalt (SMA) mixtures designed with an SBA polymer modifier as a fiber additive if the mix design with RAS included meets AASHTO T305 requirements. The RAS shall be from a certified source that produces either Type I or Type 2. Material shall meet requirements noted herein and the actual dosage rate will be determined by the Engineer.

Note 6. The asphalt binder shall be an SBS PG 76-28 when the SMA is used on a full-depth asphalt pavement and SBS PG 76-22 when used as an overlay, except where modified herein. The asphalt binder shall be a SBS PG 76-22 for IL-4.75, except where modified herein..”

Revise table in Article 1030.05(a) of the Standard Specifications to read:

"MIXTURE COMPOSITION (% PASSING)" ^{1/}												
Sieve Size	IL-19.0 mm		SMA 12.5		SMA 9.5		IL-9.5mm		IL-9.5FG		IL-4.75 mm	
	min	max	min	max	min	max	min	max	min	max	min	max
1 1/2 in (37.5 mm)												
1 in. (25 mm)		100										
3/4 in. (19 mm)	90	100		100								
1/2 in. (12.5 mm)	75	89	80	100		100		100		100		100
3/8 in. (9.5 mm)				65	90	100	90	100	90	100		100
#4 (4.75 mm)	40	60	20	30	36	50	34	69	60	75 ^{6/}	90	100
#8 (2.36 mm)	20	42	16	24 ^{4/}	16	32 ^{4/}	34 ^{5/}	52 ^{2/}	45	60 ^{6/}	70	90
#16 (1.18 mm)	15	30					10	32	25	40	50	65
#30 (600 µm)			12	16	12	18			15	30		
#50 (300 µm)	6	15					4	15	8	15	15	30
#100 (150 µm)	4	9					3	10	6	10	10	18
#200 (75 µm)	3.0	6.0	7.0	9.0 ^{3/}	7.5	9.5 ^{3/}	4.0	6.0	4.0	6.5	7.0	9.0 ^{3/}
#635 (20 µm)			≤ 3.0		≤ 3.0							
Ratio Dust/Asphalt Binder		1.0		1.5		1.5		1.0		1.0		1.0

- 1/ Based on percent of total aggregate weight.
- 2/ The mixture composition shall not exceed 44 percent passing the #8 (2.36 mm) sieve for surface courses with N_{design} = 90.
- 3/ Additional minus No. 200 (0.075 mm) material required by the mix design shall be mineral filler, unless otherwise approved by the Engineer.
- 4/ When establishing the Adjusted Job Mix Formula (AJMF) the percent passing the #8 (2.36 mm) sieve shall not be adjusted above the percentage stated on the table.

- 5/ When establishing the Adjusted Job Mix Formula (AJMF) the percent passing the #8 (2.36 mm) sieve shall not be adjusted below 34 percent.
- 6/ When the mixture is used as a binder, the maximum shall be increased by 0.5 percent passing.”

Revise Article 1030.05(b) of the Standard Specifications to read:

- (b) Volumetric Requirements. The target value for the air voids of the HMA shall be 4.0 percent, for IL-4.75 and SMA mixtures it shall be 3.5 percent and for Stabilized Subbase it shall be 3.0 percent at the design number of gyrations. The voids in the mineral aggregate (VMA) and voids filled with asphalt binder (VFA) of the HMA design shall be based on the nominal maximum size of the aggregate in the mix and shall conform to the following requirements.

Mix Design	Voids in the Mineral Aggregate (VMA), % Minimum for Ndesign				
	30	50	70	80	90
IL-19.0		13.5	13.5		13.5
IL-9.5		15.0	15.0		
IL-9.5FG		15.0	15.0		
IL-4.75 ^{1/}		18.5			
SMA-12.5 ^{1/2/5/}				17.0 ^{3/} /16.0 ^{4/}	
SMA-9.5 ^{1/2/5/}				17.0 ^{3/} /16.0 ^{4/}	
IL-19.0L	13.5				
IL-9.5L	15.0				

- 1/ Maximum draindown shall be 0.3 percent according to Illinois Modified AASHTO T 305.
- 2/ The draindown shall be determined at the JMF asphalt binder content at the mixing temperature plus 30°F.
- 3/ Applies when specific gravity of coarse aggregate is ≥ 2.760 .
- 4/ Applies when specific gravity of coarse aggregate is < 2.760 .
- 5/ For surface course, the coarse aggregate can be crushed steel slag, crystalline crushed stone or crushed sandstone. For binder course, coarse aggregate shall be crushed stone (dolomite), crushed gravel, crystalline crushed stone, or crushed sandstone”

Revise the last paragraph of Article 1102.01 (a) (5) of the Standard Specifications to read:

"IL-4.75 and Stone Matrix Asphalt (SMA) mixtures which contain aggregate having absorptions greater than or equal to 2.0 percent, or which contain steel slag sand, shall have minimum surge bin storage plus haul time of 1.5 hours."

Revise the first and second paragraphs of Articles 1030.06(c)(2) of the Standard Specifications to read:

"(2) Personnel. The Contractor shall provide a QC Manager who shall have overall responsibility and authority for quality control. This individual shall maintain active certification as a Hot-Mix Asphalt Level II technician.

In addition to the QC Manager, the Contractor shall provide sufficient personnel to perform the required visual inspections, sampling, testing, and documentation in a timely manner. Mix designs shall be developed by personnel with an active certification as a Hot-Mix Asphalt Level III technician. Technicians performing mix design testing and plant sampling/testing shall maintain active certification as a Hot-Mix Asphalt Level I technician. The Contractor may provide a technician trainee who has successfully completed the Department's "Hot-Mix Asphalt Trainee Course" to assist in the activities completed by a Hot-Mix Asphalt Level I technician for a period of one year after the course completion date. The Contractor may also provide a Gradation Technician who has successfully completed the Department's "Gradation Technician Course" to run gradation tests only under the supervision of a Hot-Mix Asphalt Level II Technician. The Contractor shall provide a Hot-Mix Asphalt Density Tester who has successfully completed the Department's "Nuclear Density Testing" course to run all nuclear density tests on the job site."

Add Article 1030.06(d)(3) to the Standard Specifications to read:

"(3) The Contractor shall take possession of any Department unused backup or dispute resolution HMA mixture samples or density specimens upon notification by the Engineer. The Contractor shall collect the HMA mixture samples or density specimens from the location designated by the Engineer. The HMA mixture samples or density specimens may be added to RAP stockpiles according to Section 1031."

Revise the second paragraph of Articles 1030.07(a)(11) and 1030.08(a)(9) of the Standard Specifications to read:

"When establishing the target density, the HMA maximum theoretical specific gravity (Gmm) will be based on the running average of four available Department test results for that project. If less than four Gmm test results are available, an average of all available Department test results for that project will be used. The initial Gmm will be the last available Department test result from a QMP project. If there is no available Department test result from a QMP project, the Department mix design verification test

result will be used as the initial Gmm.”

Revise the following table and notes in Article 1030.09 (c) of the Standard Specifications to read:

CONTROL LIMITS						
Parameter	IL-19.0, IL-9.5, IL-9.5FG, IL-19.0L, IL-9.5L		SMA-12.5, SMA-9.5		IL-4.75	
	Individual Test	Moving Avg. of 4	Individual Test	Moving Avg. of 4	Individual Test	Moving Avg. of 4
% Passing ^{1/}						
1/2 in. (12.5 mm)	± 6 %	± 4 %	± 6 %	± 4 %		
3/8 in. (9.5mm)			± 4 %	± 3 %		
# 4 (4.75 mm)	± 5 %	± 4 %	± 5 %	± 4 %		
# 8 (2.36 mm)	± 5 %	± 3 %	± 4 %	± 2 %		
# 16 (1.18 mm)			± 4 %	± 2 %	± 4 %	± 3 %
# 30 (600 µm)	± 4 %	± 2.5 %	± 4 %	± 2.5 %		
Total Dust Content # 200 (75 µm)	± 1.5 %	± 1.0 %			± 1.5 %	± 1.0 %
Asphalt Binder Content	± 0.3 %	± 0.2 %	± 0.2 %	± 0.1 %	± 0.3 %	± 0.2 %
Air Voids ^{2/}	± 1.2 %	± 1.0 %	± 1.2 %	± 1.0 %	± 1.2 %	± 1.0 %
Field VMA ^{3/}	-0.7 %	-0.5 %	-0.7 %	-0.5 %	-0.7 %	-0.5 %

1/ Based on washed ignition oven or solvent extraction gradation.

2/ The air voids target shall be a value equal to or between 3.2 % and 4.8 %.

3/ Allowable limit below minimum design VMA requirement.

Revise Article 1030.09(g)(2) of the Standard Specifications to read:

“(2)The Contractor shall complete split verification sample tests listed in the Limits of Precision table in Article 1030.09(h)(1).”

In the Supplemental Specifications, replace the revision for the end of the third paragraph of Article 1030.09(h)(2) with the following:

“When establishing the target density, the HMA maximum theoretical specific gravity (Gmm) will be the Department mix design verification test result.”

Add after third sentence of Article 1030.09(b) to read:

"If the Contractor and Engineer agree the nuclear density test method is not appropriate for the mixture, cores shall be taken at random locations determined according to the QC/QA document "Determination of Random Density Test Site Locations". Core densities shall be determined using the Illinois Modified AASHTO T 166 or T 275 procedure."

Revise Table 1 and Note 4/ of Table 1 in Article 406.07(a) of the Standard Specifications to read:

	Breakdown/Intermediate Roller (one of the following)	Final Roller (one or more of the following)	Density Requirement
IL-9.5, IL-9.5FG, IL-19.0 ^{1/}	V _D , P, T _B , 3W, O _T , O _B	V _S , T _B , T _F , O _T	As specified in Section 1030
IL-4.75 and SMA ^{3/ 4/}	T _B , 3W, O _T	T _F , 3W	As specified in Section 1030
Mixtures on Bridge Decks ^{2/}	T _B	T _F	As specified in Articles 582.05 and 582.06.

"4/ The Contractor shall provide a minimum of two steel-wheeled tandem rollers (T_B), and/or three-wheel (3W) rollers for breakdown, except one of the (T_B) or (3W) rollers shall be 84 inches (2.14 m) wide and a weight of 315 pound per linear inch (PLI) (5.63 kg/mm) and one of the (T_B) or (3W) rollers can be substituted for an oscillatory roller (O_T). T_F rollers shall be a minimum of 280 lb/in. (50 N/mm). The 3W and T_B rollers shall be operated at a uniform speed not to exceed 3 mph (5 km/h), with the drive roll for T_B rollers nearest the paver and maintain an effective rolling distance of not more than 150 ft (45 m) behind the paver."

Add the following after the fourth paragraph of Article 406.13 (b):

"The plan quantities of SMA mixtures shall be adjusted using the actual approved binder and surface Mix Design's G_{mb}."

Revise first paragraph of Article 1030.10 of the Standard Specifications to read:

"A test strip of 300 ton (275 metric tons), except for SMA mixtures it will be 400 ton (363 metric ton), will be required for each mixture on each contract at the beginning of HMA production for each construction year according to the Manual of Test Procedures for Materials "Hot Mix Asphalt Test Strip Procedures". At the request of the Producer, the Engineer may waive the test strip if previous construction during the current construction year has demonstrated the constructability of the mix using Department test results."

Revise fourth paragraph of Article 1030.10 of the Standard Specifications to read:

"When a test strip is constructed, the Contractor shall collect and split the mixture according to the document "Hot-Mix Asphalt Test Strip Procedures". The Engineer, or a

representative, shall deliver split sample to the District Laboratory for verification testing. The Contractor shall complete mixture tests stated in Article 1030.09(a). Mixture sampled shall include enough material for the Department to conduct mixture tests detailed in Article 1030.09(a) and in the document "Hot-Mix Asphalt Mixture Design Verification Procedure" Section 3.3. The mixture test results shall meet the requirements of Articles 1030.05(b) and 1030.05(d), except Hamburg wheel tests will only be conducted on High ESAL mixtures during production."

COFFERDAM (TYPE 1) (IN-STREAM/WETLAND WORK) (D1)

Effective: January 1, 2019

Revised: August 15, 2022

Description. This work shall be performed in accordance with Section 502.06 of the Standard Specifications for Road and Bridge Construction, except as herein modified. The work shall consist of the preparation of an in-stream/wetland work plan and the installation, maintenance, removal and disposal of the temporary cofferdam(s) to isolate the work area from water within regulated wetlands and Waters of the U.S. (WOUS) in accordance with the authorized U.S. Army Corps of Engineers (USACE) Section 404 Permit and the General Conditions of the current Nationwide Permit Program.

Materials. Materials shall be in accordance with the USACE Section 404 Permit and General Conditions of the current Nationwide Permit Program.

Construction Requirements. Construction shall be in accordance with Article 502.06(a) of the Standard Specifications for Road and Bridge Construction and in accordance with the authorized USACE Section 404 Permit. For Cofferdam - Type 1, it is anticipated the design will be based on the flow requirement as shown in the plans and per the General Conditions of the current Nationwide Permit Program.

The Contractor shall be responsible for diverting the water flow from the construction area using a method meeting the approval of the Engineer and in accordance with the authorized USACE Section 404 Permit and General Conditions of the current Nationwide Permit Program.

This project requires a USACE Section 404 Permit prior to the start of work. All conditions of the Section 404 Permit must be followed. As a condition of the Section 404 Permit, the Contractor will be required to submit an In-Stream/Wetland Work Plan to the Department for approval. The USACE defines and determines in-stream/wetland work within the WOUS.

Method of Measurement. This work will be measured for payment in units of Each where Each is defined as a plan detailed stage of bridge, culvert or other construction for which a temporary in-stream cofferdam(s) is required. If staged construction is not detailed/specified on the plans, this work will be measured as a total of One Each.

Basis of Payment. This work will be paid for at the contract unit price per each for COFFERDAM (TYPE 1) (IN-STREAM/WETLAND WORK).

CHAIN LINK FENCE, ATTACHED TO STRUCTURE

Description. This work shall consist of all labor, materials and equipment necessary for the mounting of a chain link fence on retaining walls, in accordance with the details and locations shown on the plans and the requirements of Section 664 of the Standard Specifications.

Construction Requirements. All posts shall be vertical when erected; the base plate must be welded to the post at the proper angle to account for any slope along the top of the wall.

The fence fabric shall be Type I, Class D and shall be in accordance with Article 1006.27 of the Standard Specifications.

The steel base plate and fence posts shall be galvanized in accordance with the requirements of AASHTO M111. The steel base plate shall meet the requirements of AASHTO M183.

Method of Measurement. Measurement shall be made along the top of the fence center to center of the end posts, in feet, completed in place.

Basis of Payment. The work under this item will be paid at the contract unit price per foot for CHAIN LINK FENCE, (of the height specified) ATTACHED TO STRUCTURE, measured in place, which price shall be payment for all work necessary to complete the work as herein specified, as shown on the plans or as directed by the Engineer.

ENGINEER'S FIELD OFFICE TYPE A (D1)

Effective: January 1, 2022

Revise the first paragraph of Article 670.02 to read:

670.02 Engineer's Field Office Type A (D1). Type A (D1) field offices shall have a ceiling height of not less than 7 feet and a floor space of not less than 1000 square feet with a minimum of two separate offices. The office shall also have a separate storage room capable of being locked for the storage of the nuclear measuring devices. The office shall be provided with sufficient heat, natural and artificial light, and air conditioning. Doors and windows shall be equipped with locks approved by the Engineer.

Add the following to Article 670.07 Basis of Payment.

The building or buildings, fully equipped, will be paid for at the contract unit price per calendar month or fraction thereof for ENGINEER'S FIELD OFFICE, TYPE A (D1).

TRAFFIC CONTROL AND PROTECTION (ARTERIALS) (D1)

Effective: February 1, 1996

Revised: March 1, 2011

Specific traffic control plan details and Special Provisions have been prepared for this contract. This work shall include all labor, materials, transportation, handling and incidental work necessary to furnish, install, maintain and remove all traffic control devices required as indicated in the plans and as approved by the Engineer.

When traffic is to be directed over a detour route, the Contractor shall furnish, erect, maintain and remove all applicable traffic control devices along the detour route according to the details shown in the plans.

Method of Measurement: All traffic control (except "Traffic Control and Protection (Expressways)" and temporary pavement markings) indicated on the traffic control plan details and specified in the Special Provisions will be measured for payment on a lump sum basis.

Basis of Payment: All traffic control and protection will be paid for at the contract lump sum price for TRAFFIC CONTROL AND PROTECTION (SPECIAL).

Temporary pavement markings will be paid for separately unless shown on a Standard.

TRAFFIC CONTROL PLAN (D1)

Effective: September 30, 1985

Revised: January 1, 2007

Traffic Control shall be according to the applicable sections of the Standard Specifications, the Supplemental Specifications, the "Illinois Manual on Uniform Traffic Control Devices for Streets and Highways", any special details and Highway Standards contained in the plans, and the Special Provisions contained herein.

Special attention is called to Article 107.09 of the Standard Specifications and the following Highway Standards, Details, Quality Standard for Work Zone Traffic Control Devices, Recurring Special Provisions and Special Provisions contained herein, relating to traffic control.

The Contractor shall contact the District One Bureau of Traffic at least 72 hours in advance of beginning work.

STANDARDS: 701001 701006 701101 701106 701801 701901

DETAILS:

TC-10: TRAFFIC CONTROL AND PROTECTION FOR SIDE ROADS, INTERSECTIONS, DRIVEWAYS

TC-21: DETOUR SIGNING FOR CLOSING STATE HIGHWAYS

TC-22: ARTERIAL ROAD INFORMATION SIGN

SPECIAL PROVISIONS:

TEMPORARY INFORMATION SIGNING

MAINTENANCE OF ROADWAYS (D1)

PUBLIC CONVENIENCE AND SAFETY (D1)

TRAFFIC CONTROL AND PROTECTION (ARTERIALS) (D1)

VEHICLE AND EQUIPMENT WARNING LIGHT (BDE)

WORK ZONE TRAFFIC CONTROL DEVICES (BDE)

TEMPORARY INFORMATION SIGNING

Effective: November 13, 1996

Revised: January 29, 2020

Description.

This work shall consist of furnishing, installing, maintaining, relocating for various states of construction and eventually removing temporary informational signs. Included in this item may be ground mount signs, skid mount signs, truss mount signs, bridge mount signs, and overlay sign panels which cover portions of existing signs.

Materials.

Materials shall be according to the following Articles of Section 1000 - Materials:

	<u>Item</u>	<u>Article/Section</u>
a.)	Sign Base (Note 1)	1090
b.)	Sign Face (Note 2)	1091
c.)	Sign Legends	1091
d.)	Sign Supports	1093
e.)	Overlay Panels (Note 3)	1090.02

Note 1. The Contractor may use 5/8 inch (16 mm) instead of 3/4 inch (19 mm) thick plywood.

Note 2. The sign face material shall be in accordance with the Department's Fabrication of Highway Signs Policy.

Note 3. The overlay panels shall be 0.08 inch (2 mm) thick.

GENERAL CONSTRUCTION REQUIREMENTS

Installation.

The sign sizes and legend sizes shall be verified by the Contractor prior to fabrication.

Signs which are placed along the roadway and/or within the construction zone shall be installed according to the requirements of Article 701.14 and Article 720.04. The signs shall be 7 ft (2.1 m) above the near edge of the pavement and shall be a minimum of 2 ft (600 mm) beyond the edge of the paved shoulder. A minimum of two (2) posts shall be used.

The attachment of temporary signs to existing bridges, sign structures or sign panels shall be approved by the Engineer. Any damage to the existing signs and/or structures due to the Contractor's operations shall be repaired or signs replaced, as determined by the Engineer, at the Contractor's expense.

Method of Measurement.

This work shall be measured for payment in square feet (square meters) edge to edge (horizontally and vertically).

All hardware, posts or skids, supports, bases for ground mounted signs, connections, which are required for mounting these signs will be included as part of this pay item.

Basis Of Payment.

This work shall be paid for at the contract unit price per square foot (square meter) for TEMPORARY INFORMATION SIGNING.

FRICTION AGGREGATE (D1)

Effective: January 1, 2011

Revised: December 1, 2021

Revise Article 1004.03(a) of the Standard Specifications to read:

“1004.03 Coarse Aggregate for Hot-Mix Asphalt (HMA). The aggregate shall be according to Article 1004.01 and the following.

(a) Description. The coarse aggregate for HMA shall be according to the following table.

Use	Mixture	Aggregates Allowed
Class A	Seal or Cover	<u>Allowed Alone or in Combination</u> ^{5/} : Gravel Crushed Gravel Carbonate Crushed Stone Crystalline Crushed Stone Crushed Sandstone Crushed Slag (ACBF) Crushed Steel Slag Crushed Concrete

Use	Mixture	Aggregates Allowed	
HMA Low ESAL	Stabilized Subbase or Shoulders	<u>Allowed Alone or in Combination</u> ^{5/} : Gravel Crushed Gravel Carbonate Crushed Stone Crystalline Crushed Stone Crushed Sandstone Crushed Slag (ACBF) Crushed Steel Slag ^{1/} Crushed Concrete	
HMA High ESAL Low ESAL	Binder IL-19.0 or IL-19.0L SMA Binder	<u>Allowed Alone or in Combination</u> ^{5/ 6/} : Crushed Gravel Carbonate Crushed Stone ^{2/} Crystalline Crushed Stone Crushed Sandstone Crushed Slag (ACBF) Crushed Concrete ^{3/}	
HMA High ESAL Low ESAL	C Surface and Binder IL-9.5 IL-9.5FG or IL-9.5L	<u>Allowed Alone or in Combination</u> ^{5/} : Crushed Gravel Carbonate Crushed Stone ^{2/} Crystalline Crushed Stone Crushed Sandstone Crushed Slag (ACBF) Crushed Steel Slag ^{4/} Crushed Concrete ^{3/}	
HMA High ESAL	D Surface and Binder IL-9.5 or IL-9.5FG	<u>Allowed Alone or in Combination</u> ^{5/} : Crushed Gravel Carbonate Crushed Stone (other than Limestone) ^{2/} Crystalline Crushed Stone Crushed Sandstone Crushed Slag (ACBF) Crushed Steel Slag ^{4/}	
		<u>Other Combinations Allowed:</u>	
		<i>Up to...</i>	<i>With...</i>
		25% Limestone	Dolomite
	50% Limestone	Any Mixture D aggregate other than Dolomite	

Use	Mixture	Aggregates Allowed	
		75% Limestone	Crushed Slag (ACBF) or Crushed Sandstone
HMA High ESAL	E Surface IL-9.5 SMA Ndesign 80 Surface	<u>Allowed Alone or in Combination</u> ^{5/ 6/} :	
		Crushed Gravel Crystalline Crushed Stone Crushed Sandstone Crushed Slag (ACBF) Crushed Steel Slag No Limestone.	
		<u>Other Combinations Allowed:</u>	
		<i>Up to...</i>	<i>With...</i>
		50% Dolomite ^{2/}	Any Mixture E aggregate
		75% Dolomite ^{2/}	Crushed Sandstone, Crushed Slag (ACBF), Crushed Steel Slag, or Crystalline Crushed Stone
		75% Crushed Gravel ^{2/}	Crushed Sandstone, Crystalline Crushed Stone, Crushed Slag (ACBF), or Crushed Steel Slag
HMA High ESAL	F Surface IL-9.5 SMA Ndesign 80 Surface	<u>Allowed Alone or in Combination</u> ^{5/ 6/} :	
		Crystalline Crushed Stone Crushed Sandstone Crushed Slag (ACBF) Crushed Steel Slag No Limestone.	
		<u>Other Combinations Allowed:</u>	
		<i>Up to...</i>	<i>With...</i>

Use	Mixture	Aggregates Allowed	
		50% Crushed Gravel ^{2/} or Dolomite ^{2/}	Crushed Sandstone, Crushed Slag (ACBF), Crushed Steel Slag, or Crystalline Crushed Stone

- 1/ Crushed steel slag allowed in shoulder surface only.
- 2/ Carbonate crushed stone (limestone) and/or crushed gravel shall not be used in SMA Ndesign 80.
- 3/ Crushed concrete will not be permitted in SMA mixes.
- 4/ Crushed steel slag shall not be used as binder.
- 5/ When combinations of aggregates are used, the blend percent measurements shall be by volume.”
- 6/ Combining different types of aggregate will not be permitted in SMA Ndesign 80.”

HOT-MIX ASPHALT – MIXTURE DESIGN VERIFICATION AND PRODUCTION (D1)

Effective: January 1, 2019
Revised: December 1, 2021

Add to Article 1030.05 (d)(3) of the Standard Specifications to read:

“ During mixture design, prepared samples shall be submitted to the District laboratory by the Contractor for verification testing. The required testing, and number and size of prepared samples submitted, shall be according to the following tables.

High ESAL – Required Samples for Verification Testing	
Mixture	Hamburg Wheel and I-FIT Testing ^{1/ 2/}
Binder	total of 3 - 160 mm tall bricks
Surface	total of 4 - 160 mm tall bricks

Low ESAL – Required Samples for Verification Testing	
Mixture	I-FIT Testing ^{1/ 2/}
Binder	1 - 160 mm tall brick
Surface	2 - 160 mm tall bricks

- 1/ The compacted gyratory bricks for Hamburg wheel and I-FIT testing shall be 7.5 ± 0.5 percent air voids.
- 2/ If the Contractor does not possess the equipment to prepare the 160 mm tall brick(s), twice as many 115 mm tall compacted gyratory bricks will be acceptable.

Revise the fourth paragraph of Article 1030.10 of the Standard Specifications to read:

“When a test strip is not required, each HMA mixture shall still be sampled on the first day of production: I-FIT and Hamburg wheel testing for High ESAL; I-FIT testing for Low ESAL. Within two working days after sampling the mixture, the Contractor shall deliver gyratory cylinders to the District laboratory for Department verification testing. The High ESAL mixture test results shall meet the requirements of Articles 1030.05(d)(3) and 1030.05(d)(4). The Low ESAL mixture test results shall meet the requirements of Article 1030.05(d)(4). The required number and size of prepared samples submitted for the Hamburg wheel and I-FIT testing shall be according to the “High ESAL - Required Samples for Verification Testing” table in Article 1030.05(d)(3) above.”

Add the following to the end of Article 1030.10 of the Standard Specifications to read:

“Mixture sampled during first day of production shall include approximately 60 lb (27 kg) of additional material for the Department to conduct Hamburg wheel testing and approximately 80 lb (36 kg) of additional material for the Department to conduct I-FIT testing. Within two working days after sampling, the Contractor shall deliver prepared samples to the District laboratory for verification testing. The required number and size of prepared samples submitted for the Hamburg wheel and I-FIT testing shall be according to the “High ESAL - Required Samples for Verification Testing” table in Article 1030.05(d)(3) above.”

PROPOSED STORM SEWER CONNECTION TO EXISTING STORM SEWER

Description. Work shall include the proper proposed storm sewer connection to existing storm sewer where indicated on the plans.

Materials. Materials shall be according to Articles 602.02 and 1024.02 of the Standard Specifications.

Construction Requirements. Pipe connections shall be in accordance with the drainage details and include sand bedding, mastic joint sealant, concrete collars, metal binding, or approved method. All connections will be paid for at the same unit cost regardless of size of sewer pipe to be connected.

Method of Measurement. This work will be measured for payment per each proposed storm sewer connection made to an existing storm sewer.

Basis of Payment. This work will be paid for at the contract unit price per each for

PROPOSED STORM SEWER CONNECTION TO EXISTING STORM SEWER.

REMOVE CONCRETE END SECTION

Description. This work shall consist of the removal and disposal of existing concrete end sections at the locations shown on the plans and as directed by the Engineer. All work shall conform to applicable articles of Section 551 of the Standard Specifications.

Construction Requirements. Materials removed shall be disposed of as specified in Article 202.03 of the Standard Specifications.

Method of Measurement. This work will be measured for payment per each end section removed.

Basis of Payment. This work shall be paid for at the contract unit price per each for REMOVE CONCRETE END SECTION, regardless of size and material.

WASHOUT BASIN

Description. This work consists of installation, maintenance and subsequent removal and disposal of a concrete washout basin and shall be done in accordance with Sections 280 of the Standard Specifications and as shown on the plans. The washout basin shall be removed after concrete items have been installed. A concrete washout basin shall be supplied as necessary to accommodate concrete delivery operations. No more than one (1) washout basin will be permitted without approval from the Engineer. The washout basin location(s) must be approved by the Engineer prior to installation.

Method of Measurement. This work will be measured for payment as a lump sum.

Basis of Payment. This work will be paid for at the contract lump sum price for WASHOUT BASIN.

REMOVE EXISTING RIPRAP

Description. This work shall consist of the removal of existing riprap/stone bedding material, and existing vegetated gabion mattress areas, filter fabric and any other associated materials per the limits shown on plan details and as directed by the Engineer.

Construction Requirements. This work shall be according to applicable portions of Section 202 of the Standard Specifications. The existing riprap, gabions, and associated materials shall be removed and disposed of off the right of way.

Method of Measurement. This work will be measured for payment per square yard.

Basis of Payment. This work will be paid for at the contract unit price per square yard for REMOVE EXISTING RIPRAP.

STABILIZED CONSTRUCTION ENTRANCE

Description. This work shall consist of the furnishing, installation, maintenance and removal of all stabilized construction entrances which are used to reduce or eliminate the tracking of sediment onto public right-of-ways or streets. Construction entrances shall be used in conjunction with the stabilization of construction roads and other exposed areas.

Materials. All materials shall conform to the applicable requirements of Materials, Division 1000 and specific references as follows:

Coarse Aggregate	Article 1004
Filter Fabric	Article 1080

Construction Requirements. Stabilized construction entrances shall consist of 12 inches of CA-1 Aggregate placed over filter fabric. The filter fabric shall be included with this pay item. The aggregate shall be crushed stone or crushed gravel.

All surface water flowing or diverted toward the construction entrance shall be piped across the entrance. Pipe used for this will not be paid for, but shall be included in the work. The stabilized construction entrance will have positive drainage away from the roadway.

Maintenance shall consist of placing additional aggregate of the same type and gradation as the base aggregate. Additional aggregate will not be paid for, but shall be included in the work.

After the stabilized construction entrances have served their purpose, the suitable aggregate shall be removed, and, at the direction and approval of the Engineer, utilized for embankment construction or otherwise disposed of as specified in Article 202.03 of the Standard Specifications.

Method of Measurement. This work will be measured for payment in place and the area computed in square yards.

Basis of Payment. Payment for STABILIZED CONSTRUCTION ENTRANCE will be made at the Contract unit price per square yard, measured as specified.

PAINT CURB

Description. This work shall consist of painting a 6-inch yellow stripe on the concrete curb as shown in the plans. Surface preparation and paint application shall be in accordance with Section 780 of the Standard Specifications.

Basis of Payment. This work will be paid for at the contract unit price per FOOT for PAINT CURB, which price shall include all necessary equipment, labor, and materials required to the complete the work.

GENERAL ELECTRICAL REQUIREMENTS

Effective: January 1, 2025

This special provision replaces Articles 801.01 – 801.07, 801.09 – 801-16 of the Standard Specifications.

Definition. Codes, standards, and industry specifications cited for electrical work shall be by definition the latest adopted version thereof, unless indicated otherwise.

Materials by definition shall include electrical equipment, fittings, devices, motors, appliances, fixtures, apparatus, all hardware and appurtenances, and the like, used as part of, or in connection with, electrical installation.

Standards of Installation. Materials shall be installed according to the manufacturer's recommendations, the NEC, OSHA, the NESC, and AASHTO's Standard Specifications for Structural Supports for Highway Signs, Luminaires, and Traffic Signals.

All like materials shall be from the same manufacturer. Listed and labeled materials shall be used whenever possible. The listing shall be according to UL or an approved equivalent.

Safety and Protection. Safety and protection requirements shall be as follows.

Safety. Electrical systems shall not be left in an exposed or otherwise hazardous condition. All electrical boxes, cabinets, pole handholes, etc. which contain wiring, either energized or non-energized, shall be closed or shall have covers in place and be locked when possible, during nonworking hours.

Protection. Electrical raceway or duct openings shall be capped or otherwise sealed from the entrance of water and dirt. Wiring shall be protected from mechanical injury.

Equipment Grounding Conductor. All electrical systems, materials, and appurtenances shall be grounded. Good ground continuity throughout the electrical system shall be assured, even though every detail of the requirements is not specified or shown. Electrical circuits shall have a continuous insulated equipment grounding conductor. When metallic conduit is used, it shall be bonded to the equipment grounding conductor, but shall not be used as the equipment grounding conductor.

Detector loop lead-in circuits, circuits under 50 volts, and runs of fiber optic cable will not require an equipment grounding conductor.

Where connections are made to painted surfaces, the paint shall be scraped to fully expose metal at the connection point. After the connection is completed, the paint system shall be repaired to the satisfaction of the Engineer.

Bonding of all boxes and other metallic enclosures throughout the wiring system to the equipment grounding conductor shall be made using a splice and pigtail connection. Mechanical connectors shall have a serrated washer at the contact surface.

All connections to structural steel or fencing shall be made with exothermic welds. Care shall be taken not to weaken load carrying members. Where connections are made to epoxy coated reinforcing steel, the epoxy coating shall be sufficiently removed to facilitate a mechanical connection. The epoxy coating shall be repaired to the satisfaction of the Engineer. Where connections are made to insulated conductors, the connection shall be wrapped with at least four layers of electrical tape extended 6 in. (150 mm) onto the conductor insulation.

Submittals. At the preconstruction meeting, the Contractor shall submit a written listing of manufacturers for all major electrical and mechanical items. The list of manufacturers shall be binding, except by written request from the Contractor and approval by the Engineer. The request shall include acceptable reasons and documentation for the change.

Within 30 calendar days after contract execution, the Contractor shall submit for approval, submittals for the materials for each individual pay item shall be complete in every respect. Submittals which include multiple pay items shall have all submittal material for each item or group of items covered by a particular specification, grouped together and the applicable pay item identified. Various submittals shall, when taken together, form a complete coordinated package. A partial submittal will be returned without review unless prior written permission is obtained from the Engineer.

Submittals shall be provided for all items used, temporary and permanent, for review and approval.

Equipment which will be owned and maintained by a local agency other than the State shall be reviewed and approved by that agency prior to submittal to the State. The submittal to the State shall include any comments made by the local agency.

Each PDF document must be a vector format PDF from the originating supplier or program and not scanned images.

The submittal must clearly identify the specific model number or catalog number of the item being proposed.

The submittal shall be properly identified by Pay Item Number, Contractor, route, section, county, and contract number.

The Contractor shall have reviewed the submittal material and affixed the Contractor's stamp of approval, with date and signature, for each individual item prior to submittal. The Contractor's approval stamp shall be the first page of the submittal.

Illegible print, incompleteness, inaccuracy, or lack of coordination will be grounds for rejection.

Items from multiple disciplines shall not be combined on a single submittal and transmittal. Items for lighting, signals, surveillance, and CCTV must be in separate submittals since they may be reviewed by various personnel in various locations.

The Engineer will review the submittals for conformance with the design concept of the project according to Article 105.04 and the following. The Engineer will stamp the drawings indicating their status as "Approved", "Approved as Noted", "Disapproved", "incomplete", or "Information Only". Since the Engineer's review is for conformance with the design concept only, it shall be the Contractor's responsibility to coordinate the various items into a working system as specified. The Contractor shall not be relieved from responsibility for errors or omissions in the shop, working, or layout drawings by the Engineer's approval thereof. The Contractor shall still be in full compliance with contract and specification requirements.

All submitted items reviewed and marked "Disapproved", "Incomplete" or "Approved as Noted" shall be resubmitted by the Contractor in their entirety, unless otherwise indicated within the submittal comments.

Work shall not begin until the Engineer has approved the submittal. Material installed prior to approval by the Engineer, will be subject to removal and replacement at no additional cost to the Department.

Certifications. When certifications are specified and are available prior to material manufacture, the certification shall be included in the submittal information. When specified and only available after manufacture, the submittal shall include a statement of intent to furnish certification. All certificates shall be complete with all appropriate test dates and data.

Authorized Project Delay. See Article 801.08

Maintenance transfer and Preconstruction Inspection:

General. Before performing any excavation, removal, or installation work (electrical or otherwise) at the site, the Contractor shall request a maintenance transfer and preconstruction site inspection, to be held in the presence of the Engineer and a representative of the party or parties responsible for maintenance of any electrical systems (lighting, ITS, Pump Station, Surveillance, and traffic control systems) which may be affected by the work. The request for the maintenance transfer and preconstruction inspection shall be made no less than fourteen (14) calendar days prior to the desired inspection date. The maintenance transfer and preconstruction inspection shall:

Establish the procedures for formal transfer of maintenance responsibility required for the construction period.

Establish the approximate location and operating condition of the electrical systems which may be affected by the work.

Marking of Existing Cable Systems. The party responsible for maintenance of any existing electrical systems at the project site will, at the Contractor's request, mark and/or stake, once per location, all underground cable routes owned or maintained by the State. A project may involve multiple "locations" where separated electrical systems are involved (i.e. different controllers). The markings shall be taken to have a horizontal tolerance of at least 1 foot (304.8 mm) to either side. The request for the cable locations and marking shall be made at the same time the request for the maintenance transfer and preconstruction inspection is made. The Contractor shall exercise extreme caution where existing buried cable runs are involved. The markings of existing systems are made strictly for assistance to the Contractor and this does not relieve the Contractor of responsibility for the repair or replacement of any cable run damaged in the course of his work, as specified elsewhere herein. Note that the contractor shall be entitled to only one request for location marking of existing systems and that multiple requests may only be honored at the contractor's expense. No locates will be made after maintenance is transferred unless it is at the contractor's expense.

Condition of Existing Systems. The Contractor shall conduct an inventory of all existing electrical system equipment within the project limits, which may be affected by the work, making note of any parts which are found broken or missing, defective or malfunctioning. Megger and load readings shall be taken for all existing circuits which will remain in place or be modified. If a circuit is to be taken out in its entirety, then readings do not have to be taken. The inventory and test data shall be reviewed with and approved by the Engineer and a record of the inventory shall be submitted to the Engineer for the record. Without such a record, all systems transferred to the Contractor for maintenance during construction shall be returned at the end of construction in complete, fully operating condition."

Maintenance and Responsibility During Construction.

Lighting Operation and Maintenance Responsibility. The scope of work shall include the assumption of responsibility for the continuing operation and maintenance of the existing, proposed, temporary, sign and navigation lighting, or other lighting systems and all appurtenances affected by the work as specified elsewhere herein. Maintenance of lighting systems is specified elsewhere and will be paid for separately.

The proposed lighting system must be operational prior to opening the roadway to traffic unless temporary lighting exists which is designed and installed to properly illuminate the roadway.

Electrical Infrastructure During Construction. The scope of work shall include locating and marking the proposed underground infrastructure installed in this contract.

Energy and Demand Charges. The payment of basic energy and demand charges by the electric utility for existing lighting which remains in service will continue as a responsibility of the Owner, unless otherwise indicated. Unless otherwise indicated or required by the Engineer duplicate lighting systems (such as temporary lighting and proposed new lighting) shall not be operated simultaneously at the Owner's expense and lighting systems shall not be kept in operation during long daytime periods at the Owner's expense. Upon written authorization from the Engineer to place a proposed new lighting system in service, whether the system has passed final acceptance

or not, (such as to allow temporary lighting to be removed), the Owner will accept responsibility for energy and demand charges for such lighting, effective the date of authorization. All other energy and demand payments to the utility shall be the responsibility of the Contractor until final acceptance.

Damage to Electrical Systems. Should damage occur to any existing electrical systems through the Contractor's operations, the Engineer will designate the repairs as emergency or non-emergency in nature.

Emergency repairs shall be made by the Contractor, or as determined by the Engineer, the Department, or its agent. Non-emergency repairs shall be performed by the Contractor within six working days following discovery or notification. All repairs shall be performed in an expeditious manner to assure all electrical systems are operational as soon as possible. The repairs shall be performed at no additional cost to the Department.

Lighting. An outage will be considered an emergency when three or more lights on a circuit or three successive lights are not operational. Knocked down materials, which result in a danger to the motoring public, will be considered an emergency repair.

Temporary aerial multi-conductor cable, with grounded messenger cable, will be permitted if it does not interfere with traffic or other operations, and if the Engineer determines it does not require unacceptable modification to existing installations.

Marking Proposed Locations. The Contractor shall mark or stake the proposed locations of all poles, cabinets, junction boxes, pull boxes, handholes, cable routes, pavement crossings, and other items pertinent to the work. A proposed location inspection by the Engineer shall be requested prior to any excavation, construction, or installation work after all proposed installation locations are marked. Any work installed without location approval is subject to corrective action at no additional cost to the Department.

Inspection of electrical work. Inspection of electrical work shall be according to Article 105.12 and the following.

Before any splice, tap, or electrical connection is covered in handholes, junction boxes, light poles, or other enclosures, the Contractor shall notify and make available such wiring for the Engineer's inspection.

Testing.

General. Before final inspection, the electrical work shall be tested. Tests may be made progressively as parts of the work are completed or may be made when the work is complete. Tests shall be made in the presence of the Engineer. Items which fail to test satisfactorily shall be repaired or replaced. Tests shall include checks of control operation, system voltages, cable insulation, and ground resistance and continuity.

The forms for recording test readings will be available from the Engineer in electronic format. The Contractor shall provide the Engineer with a written report of all test data including the following:

- Voltage Tests
- Amperage Tests
- Insulation Resistance Tests
- Continuity tests
- Resistance of Grounding Electrodes
- Detector Loop Tests

Lighting systems. The following tests shall be made.

- (1) Voltage Measurements. Voltages in the cabinet from phase to phase and phase to neutral, at no load and at full load, shall be measured and recorded. Voltage readings at the last termination of each circuit shall be measured and recorded.
- (2) Insulation Resistance. Insulation resistance to ground of each circuit at the cabinet shall be measured and recorded with all loads disconnected. Prior to performance of the insulation resistance test, the Contractor shall remove all fuses within all light pole bases on a circuit to segregate the luminaire loads.

On tests of new cable runs, the readings shall exceed 50 megohms for phase and neutral conductors with a connected load over 20A and shall exceed 100 megohms for conductors with a connected load of 20A or less.

On tests of cable runs which include cables which were existing in service prior to this contract, the resistance readings shall be the same or better than the readings recorded at the maintenance transfer at the beginning of the contract. Measurements shall be taken with a megohm meter approved by the Engineer.

- (3) Loads. The current of each circuit, phase main, and neutral shall be measured and recorded. The Engineer may direct reasonable circuit rearrangement. The current readings shall be within ten percent of the connected load based on material ratings.
- (4) Ground Continuity. Resistance of the system ground as taken from the farthest extension of each circuit run from the controller (i.e. check of equipment ground continuity for each circuit) shall be measured and recorded. Readings shall not exceed 2.0 ohms, regardless of the length of the circuit.
- (5) Resistance of Grounding Electrodes. Resistance to ground of all grounding electrodes shall be measured and recorded. Measurements shall be made with a ground tester during dry soil conditions as approved by the Engineer. Resistance to ground shall not exceed 10 ohms.

Surveillance. The following tests shall be made in addition to the lighting system test above.

- (1) Detector Loops. Before and after permanently securing the loop in the pavement, the resistance, inductance, resistance to ground, and quality factor for each loop and lead-in circuit shall be tested.
- (2) The loop and lead-in circuit shall have an inductance between 20 and 2500 microhenries.
- (3) The resistance to ground shall be a minimum of 50 megohms under any conditions of weather or moisture.
- (4) The continuity test of the loop and loop lead-in shall not have a resistance greater than two (2) ohms
- (5) The quality factor (Q) shall be 5 or greater.

Loops which fail to test satisfactorily shall be repaired or replaced.

Telecommunication Cable. Once the telecommunication cable is installed complete with all cable terminations complete the Contractor shall request an end-to-end test. The Contractor shall request the end-to-end test at least 7 days in advance to the TSC Engineer. Any lane closures and/or any other safety measures that need to be taken shall be provided for by the Contractor and shall be considered incidental to the cost of this item. The type of test performed shall be an end-to-end test with Halcyon type equipment transmitting and receiving at each end of the cable. Each pair shall be tested, and the results shall be recorded and submitted to the Engineer. If any results don't fall within the requirements set forth in (REA) PE-39, the Contractor shall correct and re-test that cable pair. Traffic Systems will tolerate only one pair out of every 100 pair of cable that doesn't meet or exceed specifications set forth in (REA) PE-39.

Wireless In-Pavement Detection Systems shall be tested in accordance with the approved testing procedures provided in the catalog cut submittal.

Fiber Optic Systems.

The Contractor shall submit detailed test procedures for approval by the Engineer. All fibers (terminated and un-terminated) shall be tested bi-directionally at both 1310 nm and 1550 nm with both an Optical Time Domain Reflectometer (OTDR) and a power meter with an optical source. For testing, intermediate breakout fibers may be concatenated and tested end-to-end. Any discrepancies between the measured results and these specifications will be resolved to the satisfaction of the Engineer.

Fibers which are not to be terminated shall be tested with a temporary fusion spliced pigtail fiber. **Mechanical splice or bare fiber adapters are not acceptable.**

The Contractor shall provide the date, time and location of any tests required by this specification to the Engineer at least 5 working (7 calendar) days before performing the test. Included with the notification shall be a record drawing of the installed fiber optic

cable system. The drawings shall indicate actual installed routing of the cable, the locations of splices, and locations of cable slack with slack quantities identified.

Upon completion of the cable installation, splicing, and termination, the Contractor shall test all fibers for continuity, events above 0.1 dB, and total attenuation of the cable. The test procedure shall be as follows:

A Certified Technician utilizing an Optical Time Domain Reflectometer (OTDR) and Optical Source/Power Meter shall conduct the installation test. The test equipment used shall have been calibrated within the last two years. Documentation shall be provided. The Technician is directed to conduct the test using the standard operating procedures defined by the manufacturer of the test equipment. All fibers installed shall be tested in both directions.

A fiber ring or fiber box shall be used to connect the OTDR to the fiber optic cable under test at both the launch and receive ends. The tests shall be conducted at 1310 and 1550 nm for all fibers.

All testing shall be witnessed by the IDOT Engineer, and a copy of the test results (CD ROM or USB Drive) shall be submitted on the same day of the test. Hardcopies shall be submitted as described herein with copies on CD ROM or USB Drive.

At the completion of the test, the Contractor shall provide copies of the documentation of the test results to the Project Engineer. The test documentation shall be submitted as two bound copies and three CD ROM, or USB drive copies, and shall include the following:

Cable & Fiber Identification:

- | | |
|--|--|
| • Cable ID | • Operator Name |
| • Cable Location - beginning and end point | • Date & Time |
| • Fiber ID, including tube and fiber color | • Setup Parameters |
| • Wavelength | • Range (OTDR) |
| • Pulse width (OTDR) | • Scale (OTDR) |
| • Refractory index (OTDR) | • Setup Option chosen to pass OTDR "dead zone" |

Test Results shall include:

- | | |
|---------------------|--|
| • OTDR Test results | • Measured Length (Cable Marking) |
| • Total Fiber Trace | • Total Length (OTDR) |
| • Splice Loss/Gain | • Optical Source/Power Meter Total Attenuation (dB/km) |
| • Events > 0.10 dB | |

Sample Power Meter Tabulation:

Power Meter Measurements (dB)									
Location		Fiber No.	Cable Length (km)	A to B		B to A		Bidirectional Average	
A	B			1310 nm	1550 nm	1310 nm	1550 nm	1310 nm	1550 nm
		1							
		2							
Maximum Loss									
Minimum Loss									

The OTDR test results file format must be Bellcore/Telcordia compliant according to GR-196-CORE Issue 2, OTDR Data Standard, GR 196, Revision 1.0, GR 196, Revision 1.1, GR 196, Revision 2.0 (SR-4731) in a “.SOR” file format. A copy of the test equipment manufacture’s software to read the test files, OTDR and power, shall be provided to the Department. These results shall also be provided in tabular form, see sample below:

Sample OTDR Summary				
Cable Designation:	TCF-IK-03	OTDR Location:	Pump Sta. 67	Date: 1/1/00
Fiber Number	Event Type	Event Location	Event Loss (dB)	
			1310 nm	1550 nm
1	Splice	23500 Ft.	.082	.078
1	Splice	29000 Ft.	.075	.063
2	Splice	29000 Ft.	.091	.082
3	Splice	26000 Ft.	.072	.061
3	Bend	27000 Ft.	.010	.009

The following shall be the criteria for the acceptance of the cable:

Upon completing all splicing operations for a cable span, the Contractor shall measure the mean bi-directional loss at each splice using an Optical Time Domain Reflectometer.

When splices are made between identical cables (same manufacturer and cable type) the average optical loss of each splice shall not exceed 0.10 dB. The average is determined by measuring the splice loss in both directions with an OTDR, adding the two readings, and dividing by two. Testing should be performed for both the 1310 and 1550 nm wavelengths. No individual splice loss measured in a single direction shall exceed 0.15 dB.

When splices are made between cables containing fibers of different mode field diameters, the average optical loss of each splice shall not exceed 0.50 dB. The average is determined by measuring the splice loss in both directions with an OTDR, adding the two readings, and dividing by two. Testing should be performed for both the 1310 and 1550 nm wavelengths. No individual splice loss measured in a single direction shall exceed 0.6 dB.

The Contractor shall measure the end-to-end attenuation of each fiber, from connector to connector, using an optical power meter and source. This loss shall be measured at from both directions and shall not exceed 0.5 dB per installed kilometer of single mode cable. Measurements shall be made at both 1300 and 1550 nm for single mode cable.

For multimode cable, power meter measurements shall be made at 850 and 1300 nm. The end-to-end attenuation shall not exceed 3.8 dB/installed kilometers at 850nm or 1.8 dB per installed kilometer at 1300nm for multimode fibers.

If the total loss exceeds these specifications, the Contractor shall replace or repair the cable run at the no additional cost to the state, both labor and materials. Elevated attenuation due to exceeding the pulling tension, or any other installation operation, during installation shall require the replacement of the cable run at no additional cost to the State, including labor and materials.

All test results shall be furnished to the Engineer seven working days before the date the inspection is scheduled.

Contract Guarantee. The Contractor shall provide a written guarantee for all electrical work provided under the contract for a period of six months after the date of acceptance with the following warranties and guarantees.

- (a) The manufacturer's standard written warranty for each piece of electrical material or apparatus furnished under the contract. The warranty for light emitting diode (LED) modules, including the maintained minimum luminance, shall cover a minimum of 120 months from the date of delivery.
- (b) The Contractor's written guarantee that, for a period of six months after the date of final acceptance of the work, all necessary repairs to or replacement of said warranted material or apparatus for reasons not proven to have been caused by negligence on the part of the user or acts of a third party shall be made by the Contractor at no additional cost to the Department.
- (c) The Contractor's written guarantee for satisfactory operation of all electrical systems furnished and constructed under the contract for a period of six months after final acceptance of the work.

The warranty for an uninterruptable power supply (UPS) shall cover a minimum of two years from date the equipment is placed in operation; however, the batteries of the UPS shall be warranted for full replacement for a minimum of five years.

Record Drawings. Alterations and additions to the electrical installation made during the execution of the work shall be made on the PDF copy of the as-Let documents using a PDF editor. Hand drawn notations or markups and scanned plans are not acceptable. These drawings shall be updated daily and shall be available for inspection by the Engineer during the work. The record drawings shall include the following:

- Cover Sheet
- The Electrical Maintenance Contract Management System (EMCMS) location designation, i.e. "L" number
- Summary of Quantities, electrical items only
- Legends, Schedules, and Notes
- Plan Sheets
- Pertinent Details
- Single Line Diagrams
- Other useful information useful to locate and maintain the systems.

Any modifications to the details shall be indicated. Final quantities used shall be indicated on the Summary of Quantities. **Foundation depths used shall also be listed.**

As part of the record drawings, the Contractor shall inventory all materials, new or existing, on the project and record information on inventory sheets provided by the Engineer.

The inventory shall include:

- Location of Equipment, including rack, chassis, slot as applicable.
- Designation of Equipment
- Equipment manufacturer
- Equipment model number
- Equipment Version Number
- Equipment Configuration
 - Addressing, IP or other
 - Settings, hardware or programmed
- Equipment Serial Number

The following electronic inventory forms are available from the Engineer:

- Lighting Controller Inventory
- Lighting Inventory
- Light Tower Inspection Checklist
- ITS Location Inventory

The information shall be entered in the forms; handwritten entries will not be acceptable; except for signatures. Electronic file shall also be included in the documentation.

When the work is complete, and seven days before the request for a final inspection, the set of contract drawings, marked "**RECORD DRAWINGS**", shall be submitted to the Engineer for review and approval and shall be stamped with the date and the signature of the Contractor's supervising Engineer or Electrician. The record drawings shall be submitted in PDF format via a mutually agreed to electronic format for review and approval.

In addition to the record drawings, PDF copies of the final catalog cuts which have been Approved and Approved as Noted with applicable follow-up shall be submitted along with the

record drawings. **The PDF files shall clearly indicate either by filename or PDF table of contents (bookmarks) the respective pay item number.** Specific part or model numbers of items which have been selected shall be clearly visible.

During the Final Inspection, the Contractor shall provide three sets of electronically produced drawings in a moisture proof pouch to be kept on the inside door of the controller cabinet or other location approved by the Engineer. These drawings shall show the final as-built circuit orientation(s) of the project in the form of a single line diagram with all equipment designations and clearly identified.

Final documentation shall be submitted as a complete submittal package, i.e. record drawings, test results, inventory, etc. shall be submitted at the same time. Partial piecemeal submittals will be rejected without review.

A total of three hardcopies and two CD-ROMs or USB Drives of the final documentation shall be submitted. The identical material shall also be submitted in the same manner as the catalog cut submittals utilizing the following final documentation pay item numbers:

Pay Code	Description	Discipline
FDLRD000	Record Drawings - Lighting	Lighting
FDSRD000	Record Drawings - Surveillance	Surveillance
FDTRD000	Record Drawings - Traffic Signal	Traffic Signal
FDIRD000	Record Drawings - ITS	ITS
FDLCC000	Catalog Cuts - Lighting	Lighting
FDSCC000	Catalog Cuts – Surveillance	Surveillance
FDTCC000	Catalog Cuts – Traffic Signal	Traffic Signal
FDICC000	Catalog Cuts - ITS	ITS
FDLWL000	Warranty - Lighting	Lighting
FDSWL000	Warranty - Surveillance	Surveillance
FDTWL000	Warranty - Traffic Signal	Traffic Signal
FDIWL000	Warranty - ITS	ITS
FDLTR000	Test Results - Lighting	Lighting
FDSTR000	Test Results - Surveillance	Surveillance
FDTTR000	Test Results - Traffic Signal	Traffic Signal
FDITR000	Test Results - ITS	ITS
FDLINV00	Inventory - Lighting	Lighting
FDSINV00	Inventory - Surveillance	Surveillance
FDTINV00	Inventory - Traffic Signal	Traffic Signal
FDIINV00	Inventory - ITS	ITS
FDLGPS00	GPS - Lighting	Lighting
FDSGPS00	GPS - Surveillance	Surveillance
FDTGPS00	GPS - Traffic Signal	Traffic Signal

FDIGPS00	GPS - ITS	ITS
----------	-----------	-----

Record Drawings shall include Marked up plans, controller info, Service Info, Equipment Settings, Manuals, Wiring Diagrams for each discipline.

Test results shall be all electrical test results, fiber optic OTDR, and Fiber Optic power meter as applicable for each discipline.

GPS Documentation. In addition to the specified record drawings, the Contactor shall record GPS coordinates of the following electrical components being installed, modified or being affected in other ways by this contract:

- All light poles and light towers.
- Handholes and vaults.
- Junction Boxes
- Conduit roadway crossings.
- Controllers.
- Control Buildings.
- Structures with electrical connections, i.e. DMS, lighted signs.
- Electric Service locations.
- CCTV Camera installations.
- Roadway Surveillance installations.
- Fiber Optic Splice Locations.
- Fiber Optic Cables. Coordinates shall be recorded along each fiber optic cable route every 200 feet.
- Fiber Optic Utility Markers
- All fiber optic slack locations shall be identified with quantity of slack cable included. When sequential cable markings are available, those markings shall be documented as cable marking into enclosure and marking out of enclosure.
- All wireless in-pavement vehicle detectors

Datum to be used shall be North American 1983.

Data shall be provided electronically. The electronic format shall be compatible with MS Excel. Latitude and Longitude shall be in decimal degrees with a minimum of 6 decimal places. Each coordinate shall have the following information:

1. District
2. Description of item
3. Designation
4. Use
5. Approximate station
6. Contract Number
7. Date
8. Owner

- 9. Latitude
- 10. Longitude
- 11. Comments

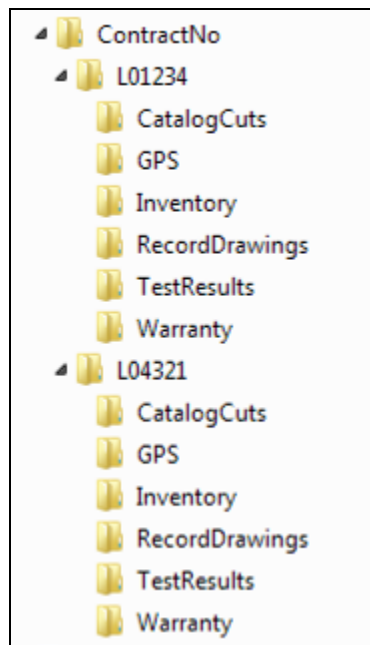
A spreadsheet template will be available from the Engineer for use by the Contractor.

Accuracy. Data collected is to be mapping grade. A handheld mapping grade GPS device shall be used for the data collection. The receiver shall support differential correction and data shall have minimum 5 meter accuracy after post processing.

GPS receivers integrated into cellular communication devices, recreational and automotive GPS devices are not acceptable.

The GPS shall be the product of an established major GPS manufacturer having been in the business for a minimum of 6 years."

The documents on the CD ROM, or USB Drive shall be organized by the Electrical Maintenance Contract Management System (EMCMS) location designation. If multiple EMCMS locations are within the contract, separate folders shall be utilized for each location as follows:



Extraneous information not pertaining to the specific EMCMS location shall not be included in that particular folder and sub-folder.

The inspection will not be made until after the delivery of acceptable record drawings, specified certifications, and the required guarantees.

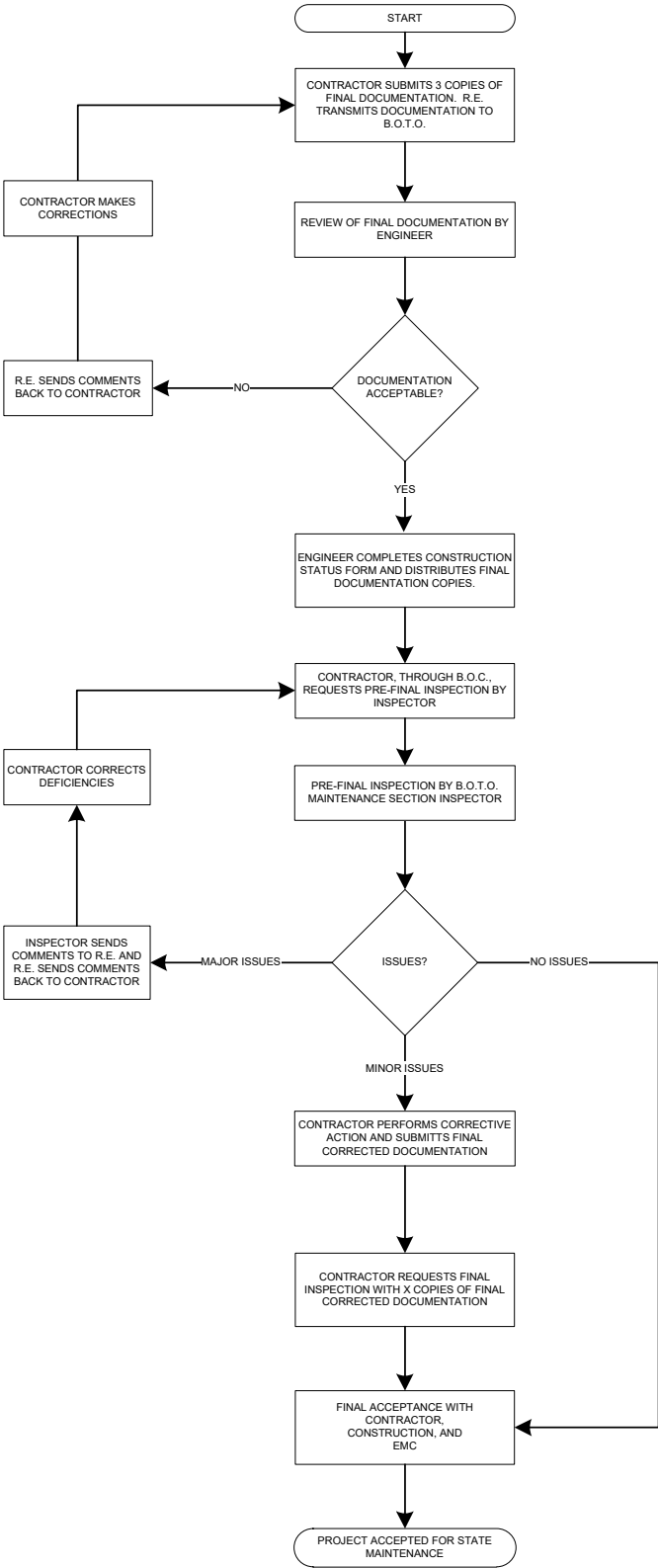
The Final Acceptance Documentation Checklist shall be completed and is contained elsewhere herein.

If CD's are used they shall be labeled as illustrated in the CD Label Template contained herein.

Acceptance. Acceptance of electrical work will be given at the time when the Department assumes the responsibility to protect and maintain the work according to Article 107.30 or at the time of final inspection.

When the electrical work is complete, tested, and fully operational, the Contractor shall schedule an inspection for acceptance with the Engineer no less than seven working days prior to the desired inspection date. The Contractor shall furnish the necessary labor and equipment to make the inspection.

A written record of the test readings taken by the Contractor according to Article 801.13 shall be furnished to the Engineer seven working days before the date the inspection is scheduled. Inspection will not be made until after the delivery of acceptable record drawings, specified certifications, and the required guarantees.



21st Street over Addison Creek
 Section: 22-00086-00-BR
 County: Cook
 Contract No.: 61L82
 Village of Broadview

Final Acceptance Documentation Checklist

LOCATION	
Route	Common Name
Limits	Section
Contract #	County
Controller Designation(s)	EMC Database Location Number(s)

ITEM	Contractor (Verify)	Resident Engineer (Verify)
Record Drawings -Three hardcopies (11" x 17") -Scanned to two CD-ROMs or USB	<input type="checkbox"/> <input type="checkbox"/>	<input type="checkbox"/> <input type="checkbox"/>
Field Inspection Tests -Voltage -Amperage -Cable Insulation Resistance -Continuity -Controller Ground Rod Resistance (Three Hardcopies & scanned to two CD's or USB)	<input type="checkbox"/> <input type="checkbox"/> <input type="checkbox"/> <input type="checkbox"/> <input type="checkbox"/>	<input type="checkbox"/> <input type="checkbox"/> <input type="checkbox"/> <input type="checkbox"/> <input type="checkbox"/>
GPS Coordinates -Excel file (Check Special Provisions, Excel file scanned to two CD's or USB)	<input type="checkbox"/>	<input type="checkbox"/>
Job Warranty Letter (Three Hardcopies & scanned to two CD's or USB)	<input type="checkbox"/>	<input type="checkbox"/>
Catalog Cut Submittals -Approved & Approved as Noted (Scanned to two CD's or USB)	<input type="checkbox"/>	<input type="checkbox"/>
Lighting Inventory Form (Three Hardcopies & scanned to two CD's or USB)	<input type="checkbox"/>	<input type="checkbox"/>
Lighting Controller Inventory Form (Three Hardcopies & scanned to two CD's or USB)	<input type="checkbox"/>	<input type="checkbox"/>
Light Tower Inspection Form (If applicable, Three Hardcopies & scanned to two CD's or USB)	<input type="checkbox"/>	<input type="checkbox"/>

Three Hardcopies & scanned to two CD's or USB Drives shall be submitted for all items above.
 The CD ROM shall be labeled as shown in the example contained herein.

General Notes:

Record Drawings – The record drawings should contain contract cover sheet, summary of quantities showing all lighting pay item sheets, proposed lighting plans and lighting detail sheets. Submit hardcopies shall be 11” x 17” size. Temporary lighting plans and removal lighting plans should not be part of the set.

Field Inspection Tests – Testing should be done for proposed cables. Testing shall be per standard specifications. Forms shall be neatly filled out.

GPS Coordinates – Check special provisions “General Electrical Requirements”. Submit electronic “EXCEL” file.

Job Warranty Letter – See standard specifications.

Cutsheet Submittal – See special provisions “General Electrical Requirements”. Scan Approved and Approved as Noted cutsheets.

Lighting Inventory Form – Inventory form should include only proposed light poles, proposed light towers, proposed combination (traffic/light pole) lighting and proposed underpass luminaires.

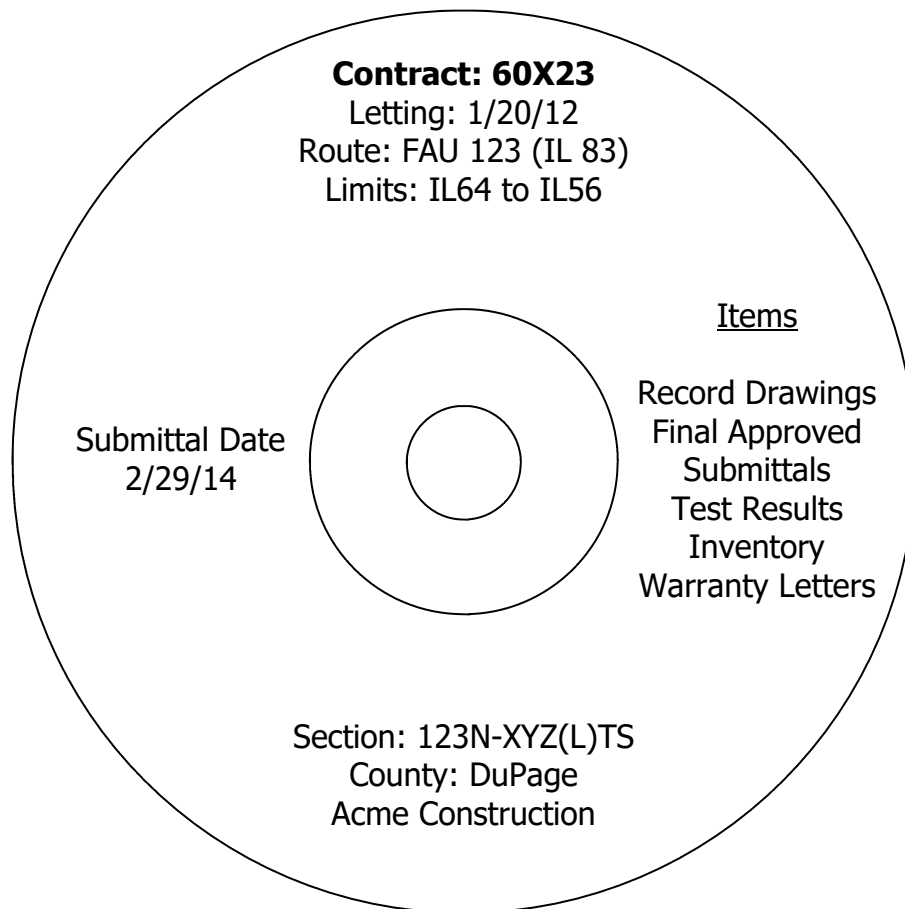
Lighting Controller Inventory Form – Form should be filled out for only proposed lighting controllers.

Light Tower Safety Inspection Form – Form should be filled out for each proposed light tower.

21st Street over Addison Creek
Section: 22-00086-00-BR
County: Cook
Contract No.: 61L82
Village of Broadview

CD LABEL FORMAT TEMPLATE.

Label must be printed; hand written labels are unacceptable and will be rejected.



MAINTENANCE OF LIGHTING SYSTEMS

Effective: December 1, 2024

Replace Article 801.11 and 801.12 of the Standard Specifications with the following:

Effective the date the Contractor's activities (electrical or otherwise) at the job site begin, the Contractor shall be responsible for the proper operation and maintenance of all existing and proposed lighting systems which are part of, or which may be affected by the work until final acceptance or as otherwise determined by the Engineer.

Before performing any excavation, removal, or installation work (electrical or otherwise) at the site, the Contractor shall initiate a request for a maintenance transfer and preconstruction inspection, as specified elsewhere herein, to be held in the presence of the Engineer and a representative of the party or parties responsible for maintenance of any lighting systems which may be affected by the work. During the maintenance preconstruction inspection, the party responsible for existing maintenance shall perform testing of the existing system in accordance with Article 801.13a. The Contractor shall request a date for the preconstruction inspection no less than fourteen (14) days prior to the desired date of the inspection.

The Engineer will document all test results and note deficiencies. All substandard equipment will be repaired or replaced by the existing maintenance contractor, or the Engineer can direct the Contractor to make the necessary repairs under Section 109.04.

Existing lighting systems, when depicted on the plans, are intended only to indicate the general equipment installation of the systems involved and shall not be construed as an exact representation of the field conditions. It remains the Contractor's responsibility to visit the site to confirm and ascertain the exact condition of the electrical equipment and systems to be maintained. Contract documents shall indicate the circuit limits.

Maintenance of Existing Lighting Systems

Existing lighting systems. Existing lighting systems shall be defined as any lighting system or part of a lighting system in service at the time of contract Letting regardless of the number of lighting controllers involved. The contract drawings indicate the general extent of any existing lighting, but whether indicated or not, it remains the Contractor's responsibility to ascertain the extent of effort required for compliance with these specifications and failure to do so will not be justification for extra payment or reduced responsibilities.

Extent of Maintenance.

Partial Maintenance. Unless otherwise indicated, if the number of circuits affected by the contract is equal to or less than 40% of the total number of circuits in each controller and the controller is not part of the contract work, the Contractor needs only to maintain the affected circuits within the project limits. The project limits are defined as those limits indicated in the contract plans.

Equipment outside of the project limits, on the affected circuits shall be maintained and paid for under Article 109.04. The affected circuits shall be isolated by means of in-line waterproof fuse holders as specified elsewhere and as approved by the Engineer. The unaffected circuits and the controller will remain under the maintenance of the State.

Full Maintenance. If the number of circuits affected by the contract is greater than 40% of the total number of circuits in each controller, or if the controller is modified in any way under the contract work, the Contractor shall maintain the entire controller and all associated circuits within the project limits. Equipment outside of the project limits shall be maintained and paid for under Article 109.04.

If the existing equipment is damaged by normal vehicular traffic, not contractor operations, is beyond repair and cannot be re-set, the contractor shall replace the equipment in kind with payment made for such equipment under Article 109.04. If the equipment damaged by any construction operations, not normal vehicular traffic, is beyond repair and cannot be re-set, the contractor shall replace the equipment in kind and the cost of the equipment shall be included in the cost of this pay item and shall not be paid for separately.

Maintenance of Proposed Lighting Systems

Proposed Lighting Systems. Proposed lighting systems shall be defined as any lighting system or part of a lighting system, temporary or permanent, which is to be constructed under this contract regardless of the project limits indicated in the plans.

The Contractor shall be fully responsible for maintenance of all items installed under this contract. Maintenance shall include, but not be limited to, any equipment failures or malfunctions as well as equipment damage either by the motoring public, Contractor operations, vandalism, or other means. The potential cost of replacing or repairing any malfunctioning, damaged, or vandalized equipment shall be included in the bid price of this item and will not be paid for separately.

The Contractor shall be responsible for locating cables installed under this contract to prevent damage from construction operations.

Lighting System Maintenance Operations

The Contractor's responsibility shall include all applicable responsibilities of the Electrical Maintenance Contract, State of Illinois, Department of Transportation, Division of Highways, District One. These responsibilities shall include the maintenance of lighting units (including sign lighting), cable runs and lighting controls. Responsibilities shall also include the coordination and installation of replacement equipment for existing equipment which has failed within the warranty period for that equipment. The coordination shall include correspondence with the manufacturer regarding the warranty claim. In the case of a pole knockdown or sign light damage, the Contractor shall promptly clear the lighting unit and circuit discontinuity and restore the system to

service. The equipment shall then be re-set by the contractor within the time limits specified herein.

If the existing equipment is damaged by normal vehicular traffic, not contractor operations, is beyond repair and cannot be re-set, the contractor shall replace the equipment in kind with payment made for such equipment under Article 109.04. If the equipment damaged by any construction operations, not normal vehicular traffic, is beyond repair and cannot be re-set, the contractor shall replace the equipment in kind and the cost of the equipment shall be included in the cost of this pay item and shall not be paid for separately.

Responsibilities shall also include weekly night-time patrol of the lighting system, with patrol reports filed immediately with the Engineer and with deficiencies corrected within 24 hours of the patrol. Patrol reports shall be presented on standard forms as designated by the Engineer. Uncorrected deficiencies may be designated by the Engineer as necessitating emergency repairs as described elsewhere herein.

The following chart lists the maximum response, service restoration, and permanent repair time the Contractor will be allowed to perform corrective action on specific lighting system equipment.

INCIDENT OR PROBLEM	SERVICE RESPONSE TIME	SERVICE RESTORATION TIME	PERMANENT REPAIR TIME
Control cabinet out	1 hour	4 hours	7 Calendar days
Hanging mast arm	1 hour to clear	na	7 Calendar days
Radio problem	1 hour	4 hours	7 Calendar days
Motorist caused damage or leaning light pole 10 degrees or more	1 hour to clear	4 hours	7 Calendar days
Circuit out – Needs to reset breaker	1 hour	4 hours	na
Circuit out – Cable trouble	1 hour	24 hours	21 Calendar days
Outage of 3 or more successive lights	1 hour	4 hours	na
Outage of 75% of lights on one tower	1 hour	4 hours	na
Outage of light nearest RR crossing approach, Islands and gores	1 hour	4 hours	na
Outage (single or multiple) found on night outage survey or reported to EMC	na	na	7 Calendar days
Navigation light outage	na	na	24 hours

- **Service Response Time** -- amount of time from the initial notification to the Contractor until a patrolman physically arrives at the location.

- **Service Restoration Time** – amount of time from the initial notification to the Contractor until the time the system is fully operational again (In cases of motorist caused damage the undamaged portions of the system are operational.)
- **Permanent Repair Time** – amount of time from initial notification to the Contractor until the time permanent repairs are made if the Contractor was required to make temporary repairs to meet the service restoration requirement.

Failure to provide this service will result in liquidated damages of \$500 per day per occurrence. In addition, the Department reserves the right to assign any work not completed within this timeframe to the Electrical Maintenance Contractor. All costs associated to repair this uncompleted work shall be the responsibility of the Contractor. Failure to pay these costs to the Electrical Maintenance Contractor within one month after the incident will result in additional liquidated damages of \$500 per month per occurrence. Unpaid bills will be deducted from any monies owed to the Contractor. Repeated failures and/or a gross failure of maintenance shall result in the State's Electrical Maintenance Contractor being directed to correct all deficiencies and the resulting costs deducted from any monies owed the contractor.

Damage caused by the Contractor's operations shall be repaired at no additional cost to the Contract.

Operation of Lighting

The lighting shall be operational every night, dusk to dawn. Duplicate lighting systems (such as temporary lighting and proposed new lighting) shall not be operated simultaneously. Lighting systems shall not be kept in operation during long daytime periods.

Method of Measurement

The contractor shall demonstrate to the satisfaction of the Engineer that the lighting system is fully operational prior to submitting a pay request. Failure to do so will be grounds for denying the pay request. Months in which the lighting systems are not maintained and not operational will not be paid. Payment shall not be made retroactively for months in which lighting systems were not operational.

Basis of Payment. Maintenance of lighting systems shall be paid for at the contract unit price per Each for **MAINTENANCE OF LIGHTING SYSTEM.**

LUMINAIRE SAFETY CABLE ASSEMBLY

Effective: January 1, 2012

Description: This item shall consist of providing a luminaire safety cable assembly as specified herein and as indicated in the plans.

Materials. Materials shall be according to the following:

Wire Rope. Cables (wire rope) shall be manufactured from Type 304 or Type 316 stainless steel having a maximum carbon content of 0.08 % and shall be a stranded assembly. Cables shall be 3.18 mm (0.125") diameter, 7x19 Class strand core and shall have no strand joints or strand splices.

Cables shall be manufactured and listed for compliance with Federal Specification RR-W-410 and Mil-DTL-83420.

Cable terminals shall be stainless steel compatible with the cable and as recommended by the cable manufacturer. Terminations and clips shall be the same stainless-steel grade as the wire rope they are connected to.

U-Bolts. U-Bolts and associated nuts, lock washers, and mounting plates shall be manufactured from Type 304 or Type 316 stainless steel.

CONSTRUCTION REQUIREMENTS

General. The safety cable assembly shall be installed as indicated in the plan details. One end of the cable assembly shall have a loop fabricated from a stainless steel compression sleeve. The other end of the cable assembly shall be connected with stainless steel wire rope clips as indicated. Slack shall be kept to a minimum to prevent the luminaire from creeping off the end of the mast arm. Unless otherwise indicated in the plans, the luminaire safety cable shall only be used in conjunction with luminaires which are directly above the traveled pavement.

Basis of Payment: This work shall be paid for at the contract price each for **LUMINAIRE SAFETY CABLE ASSEMBLY**, which shall be payment for the work as described herein and as indicated in the plans.

ROADWAY LUMINAIRE, LED

Effective: April 1, 2024

Description.

This work shall consist of furnishing and installing a roadway LED luminaire as shown on the plans, as specified herein.

General.

The luminaire including the housing, driver and optical assembly shall be assembled in the U.S.A. The luminaire shall be assembled by and manufactured by the same manufacturer. The luminaire shall be mechanically strong and easy to maintain. The size, weight, and shape of the luminaire shall be designed so as not to incite detrimental vibrations in its respective pole and it shall be compatible with the pole and arm. All electrical and electronic components of the luminaire shall comply with the requirements of Restriction of Hazardous Materials (RoHS) regulations. The luminaire shall be listed for wet locations by an NRTL and shall meet the requirements of UL 1598 and UL 8750

Submittal Requirements.

The Contractor shall also submit the following manufacturer's product data for each type of luminaire:

1. Descriptive literature and catalogue cuts for luminaire, LED driver, and surge protection device. Completed manufacturer's luminaire ordering form with the full catalog number provided
2. LED drive current, total luminaire input wattage and total luminaire current at the system operating voltage or voltage range and ambient temperature of 25 C.
3. LED efficacy per luminaire expressed in lumens per watt (l/w).
4. Initial delivered lumens at the specified color temperature, drive current, and ambient temperature.
5. IES file associated with each submitted luminaire in the IES LM-63 format.
6. Computer photometric calculation reports as specified and in the luminaire performance table.
7. TM-15 BUG rating report.
8. Isofootcandle chart with max candela point and half candela trace indicated.
9. Documentation of manufacturers experience and verification that luminaires were assembled in the U.S.A. as specified.
10. Written warranty.

Upon request by the Engineer, the submittals shall also include any or all the following:

- a. TM-21 calculator spreadsheet (XLSX or PDF format) and if available, TM-28 report for the specified luminaire or luminaire family. Both reports shall be for 50,000 hours at an ambient temperature of 77 °F (25 °C).

- b. LM-79 report with National Voluntary Laboratory Accreditation Program (NVLAP) current at the time of testing in PDF format inclusive of the following: isofootcandle diagram with half candela contour and maximum candela point; polar plots through maximum plane and maximum cone; coefficient of utilization graph; candela table; and spectral distribution graph and chromaticity diagram.
- c. LM-80 report for the specified LED package in PDF format and if available, LM-84 report for the specified luminaire or luminaire family in PDF format. Both reports shall be conducted by a laboratory with NVLAP certification current at the time of testing.
- d. AGI32 calculation file matching the submittal package.
- e. In Situ Temperature Measurement Test (ISTMT) report for the specified luminaire or luminaire family in PDF format.
- f. Vibration test report in accordance with ANSI C136.31 in PDF format.
- g. ASTM B117/ASTM D1654 (neutral salt spray) test and sample evaluation report in PDF format.
- h. ASTM G154 (ASTM D523) gloss test report in PDF format.
- i. LED drive current, total luminaire input wattage, and current over the operating voltage range at an ambient temperature of 77 °F (25 °C).
- j. Power factor (pf) and total harmonic distortion (THD) at maximum and minimum supply and at nominal voltage for the dimmed states of 70%, 50%, and 30% full power.
- k. Ingress protection (IP) test reports, conducted according to ANSI C136.25 requirements, for the driver and optical assembly in PDF format.
- l. Installation, maintenance, and cleaning instructions in PDF format, including recommendations on periodic cleaning methods.
- m. Documentation in PDF format that the reporting laboratory is certified to perform the required tests.

A sample luminaire shall also be provided upon request of the Engineer. The sample shall be as proposed for the contract and shall be delivered by the Contractor to the District Headquarters. After review, the Contractor shall retrieve the luminaire.

Manufacturer Experience.

The luminaire shall be designed to be incorporated into a lighting system with an expected 20 year lifetime. The luminaire manufacturer shall have a minimum of 15 years' experience manufacturing LED roadway luminaires; parking lot, architectural, or residential luminaires are

not applicable to this requirement. The manufacturer shall have a minimum of 100,000 total LED roadway luminaires installed on a minimum of 100 separate installations, all within the U.S.A.

Housing.

Material. The luminaire shall be a single device not requiring on-site assembly for installation. The driver for the luminaire shall be integral to the unit.

Finish. The luminaire shall have a baked acrylic enamel finish. The color of the finish shall be gray, unless otherwise indicated.

The finish shall have a rating of six or greater according to ASTM D1654, Section 8.0 Procedure A – Evaluation of Rust Creepage for Scribed Samples after exposure to 1000 hours of testing according to ASTM B117 for painted or finished surfaces under environmental exposure.

The luminaire finish shall have less than or equal to 30% reduction of gloss according to ASTM D523 after exposure of 500 hours to ASTM G154 Cycle 6 QUV® accelerated weathering testing.

The luminaire shall slip-fit on a mounting arm with a 2" diameter tenon (2.375" outer diameter), and shall have a barrier to limit the amount of insertion. The slip fitter clamp shall utilize four (4) bolts to clamp to the tenon arm. The luminaire shall be provided with a leveling surface and shall be capable of being tilted ± 5 degrees from the axis of attachment in 2.5 degree increments and rotated to any degree with respect to the supporting arm.

All external surfaces shall be cleaned in accordance with the manufacturer's recommendations and be constructed in such a way as to discourage the accumulation of water, ice, and debris.

The effective projected area of the luminaire shall not exceed 1.6 sq. ft.

The total weight including accessories, shall not exceed 40 lb (18.14 kg).

A passive cooling method with no moving, rotating parts, or liquids shall be employed for heat management.

The luminaire shall include a fully prewired, 7-pin twist lock ANSI C136.41-compliant receptacle. Unused pins shall be connected as directed by the Manufacturer and as approved by the Engineer. A shorting cap shall be provided with the luminaire that is compliant with ANSI C136.10.

Vibration Testing. All luminaires shall be subjected to and pass vibration testing requirements at "3G" minimum zero to peak acceleration in accordance with ANSI C136.31 requirements using the same luminaire. To be accepted, the luminaire housing, hardware, and each individual component shall pass this test with no noticeable damage and the luminaire must remain fully operational after testing.

Labels. An internal label shall be provided indicating the luminaire is suitable for wet locations and indicating the luminaire is an NRTL listed product to UL1598 and UL8750. The internal label shall also comply with the requirements of ANSI C136.22.

An external label consisting of two black characters on a white background with the dimensions of the label and the characters as specified in ANSI C136.15 for HPS luminaires. The first character shall be the alphabetical character representing the initial lumen output as specified in Table 1 of Article 1067.06(c). The second character shall be the numerical character representing the transverse light distribution type as specified in IES RP-8 (i.e. Types 1, 2, 3, 4, or 5).

Hardware. All hardware shall be stainless steel or of other corrosion resistant material approved by the Engineer.

Luminaires shall be designed to be easily serviced, having fasteners such as quarter-turn clips of the heavy spring-loaded type with large, deep straight slot heads, complete with a receptacle and shall be according to military specification MIL-f-5591.

All hardware shall be captive and not susceptible to falling from the luminaire during maintenance operations. This shall include lens/lens frame fasteners as well hardware holding the removable driver and electronic components in place.

Provisions for any future house-side external or internal shielding should be indicated along with means of attachment.

Circuiting shall be designed to minimize the impact of individual LED failures on the operation of the other LED's.

Wiring. Wiring within the electrical enclosure shall be rated at 600v, 105°C or higher.

Driver.

The driver shall be integral to the luminaire shall be capable of receiving an indefinite open and short circuit output conditions without damage.

The driver shall incorporate the use of thermal foldback circuitry to reduce output current under abnormal driver case temperature conditions and shall be rated for a lifetime of 100,000 hours at an ambient temperature exposure of 77 °F (25 °C) to the luminaire. If the driver has a thermal shut down feature, it shall not turn off the LEDs when operated at 104 °F (40 °C) or less.

The driver shall have an input voltage range of 120 to 277 volts (± 10%) or 347 to 480 volts (± 10%) according to the contract documents. When the driver is operating within the rated input voltage range and in an un-dimmed state, the power factor measurement shall be not less than 0.9 and the THD measurement shall be no greater than 20%.

The driver shall meet the requirements of the FCC Rules and Regulations, Title 47, Part 15 for Class A devices with regard to electromagnetic compatibility. This shall be confirmed through the testing methods in accordance with ANSI C63.4 for electromagnetic interference.

The driver shall be dimmable using the protocol listed in the Luminaire Performance Table shown in the contract.

Surge Protection. The luminaire shall comply the requirements of ANSI C136.2 for electrical transient immunity at the "Extreme" level (20KV/10KA) and shall be equipped with a surge protective device (SPD) that is UL1449 compliant with indicator light. An SPD failure shall open the circuit to protect the driver.

LED Optical Assembly

The optical assembly shall have an IP 65 or higher rating in accordance with ANSI C136.25. The circuiting of the LED array shall be designed to minimize the effect of individual LED failures on the operation of other LEDs. All optical components shall be made of glass or a UV stabilized, non-yellowing material.

The optical assembly shall utilize high brightness, long life, minimum 70 CRI, 4,000K color temperature (+/-300K) LEDs binned in accordance with ANSI C78.377. Lenses shall be UV-stabilized acrylic or glass.

Lumen depreciation at 50,000 hours of operation shall not exceed 15% of initial lumen output at the specified LED drive current and an ambient temperature of 25° C.

The luminaire may or may not have a glass lens over the LED modules. If a glass lens is used, it must be a flat lens. Material other than glass will not be acceptable. If a glass lens is not used, the LED modules may not protrude lower than the luminaire housing.

The assembly shall have individual serial numbers or other means for manufacturer tracking.

Photometric Performance.

Luminaires shall be tested according to IESNA LM-79. This testing shall be performed by a test laboratory holding accreditation from the National Institute of Standards and Technology (NIST) National Voluntary Laboratory Accreditation Program (NVLAP) for the IESNA LM-79 test procedure.

Data reports as a minimum shall yield an isofootcandle chart, with max candela point and half candela trace indicated, maximum plane and maximum cone plots of candela, a candlepower table (house and street side), a coefficient of utilization chart, a luminous flux distribution table, spectral distribution plots, chromaticity plots, and other standard report outputs of the above mentioned tests.

The luminaire shall have a BUG rating of Back Light B3 or less, Up Light rating of U0, and a Glare rating of G3 or less unless otherwise indicated in the luminaire performance table.

Photometric Calculations.

Calculations. Submitted report shall include a luminaire classification system graph with both the recorded lumen value and percent lumens by zone along with the BUG rating according to IESNA TM-15.

Complete point-by-point luminance and veiling luminance calculations as well as listings of all indicated averages and ratios as applicable shall be provided in accordance with IESNA RP-8 recommendations. Lighting calculations shall be performed using AGi32 software with all luminance calculations performed to one decimal place (i.e. x.x cd/m²). Uniformity ratios shall also be calculated to one decimal place (i.e. x.x:1). Calculation results shall demonstrate that the submitted luminaire meets the lighting metrics specified in the project Luminaire Performance Table(s). Values shall be rounded to the number of significant digits indicated in the luminaire performance table(s).

All photometry must be **photopic**. Scotopic or mesopic factors will not be allowed. The AGi32 file shall be submitted at the request of the Engineer.

IDOT DISTRICT 1 LUMINAIRE PERFORMANCE TABLE ROADWAY LIGHTING

GIVEN CONDITIONS

Roadway Data	Pavement Width	34	Ft
	Number of Lanes Left of Median	1	
	Number of Lanes Right of Median	1	
	Lane Width	17	Ft
	Median Width	0	Ft
	IES Surface Classification	R3	
	Q-Zero Value	0.07	
Mounting Data	Mounting Height	30	Ft
	Mast Arm Length	12	Ft
	Pole Set-Back from Edge of Pavement	8	Ft
Luminaire Data	Source	LED	
	Color Temperature	4000	°K
	Lumens	4,400	Min
	Pay Item Lumen Designation	C	
	BUG Rating	2-0-2	
	IES Vertical Distribution		
	IES Control of Distribution		
	IES Lateral Distribution		
Pole Layout Data	Total Light Loss Factor	0.75	
	Spacing	125	Ft
	Configuration	Single Sided	
	Luminaire Overhang over E.O.P.	4	Ft

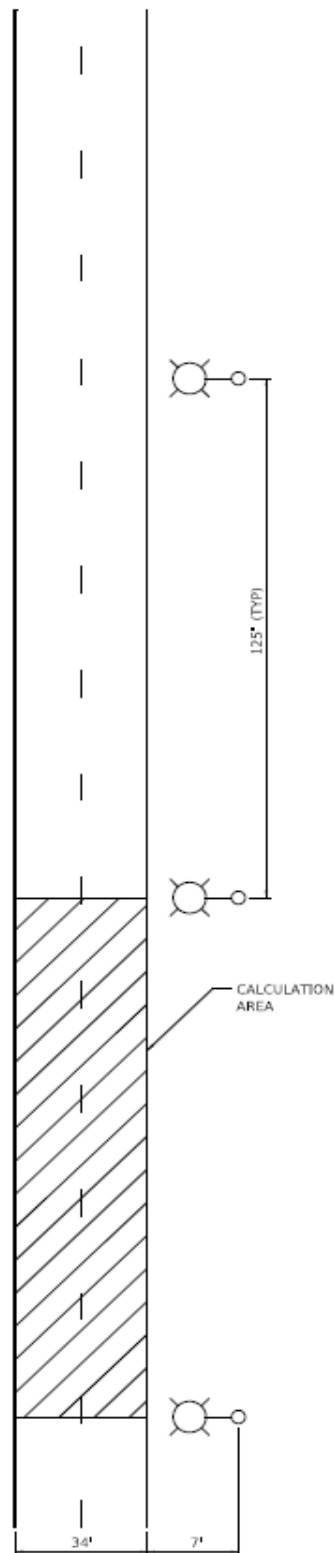
NOTE: Variations from the above specified I.E.S. distribution pattern may be requested, and acceptance of variations will be subject to review by the Engineer based on how well the performance requirements are met.

PERFORMANCE REQUIREMENTS

NOTE: These performance requirements shall be the minimum acceptable standards of photometric performance for the luminaire, based on the given conditions listed above.

Roadway Luminance	Average Luminance, L_{AVE} (Max)	0.6	Cd/m ²
	Average Luminance, L_{AVE} (Min)	0.4	Cd/m ²
	Uniformity Ratio, L_{AVE}/L_{MIN}	4:1	Max
	Uniformity Ratio, L_{MAX}/L_{MIN}	8:1	Max
	Veiling Luminance Ratio, L_V/L_{AVE}	0.4	Max

21st Street over Addison Creek
Section: 22-00086-00-BR
County: Cook
Contract No.: 61L82
Village of Broadview



**TEMPORARY LUMINAIRE, LED, ROADWAY, OUTPUT DESIGNATION C
POLE LAYOUT DIAGRAM**

Independent Testing

When a contract has 50 or more luminaires of the same type (distribution type and lumen output/wattage), that luminaire type shall be independently tested, unless otherwise noted. The quantity of luminaires to be tested shall be as specified in the following table.

Contract Quantity	Luminaires to be Tested
1-49	0 (unless otherwise noted)
50-100	2
101-150	3
151-200	4
201-250	5
251-300	6
301-350	7

The Contractor shall coordinate the testing with the contract schedule considering submittal, manufacturing, testing, and installation lead-times and deadlines.

The Electrical Engineer shall select from all the project luminaires at the Contractor's or distributor's storage facility, within District 1, the luminaires for testing. In all cases, the selection of luminaires shall be a random selection from the entire completed lot of luminaires required for the contract. Selections from partial lots will not be allowed. An additional luminaire shall also be selected for physical inspection by the Engineer at the District Headquarters. This luminaire will be available for the Contractor to pick up at a later date to be installed under this contract. This luminaire is in addition to the luminaire required as a part of the submittal process specified elsewhere.

Alternative selection process. With the Engineer's prior approval, the Contractor shall provide a list of luminaire serial numbers for all the luminaires. The Engineer shall make a random selection of the required number of luminaires for testing from the serial numbers. That luminaire must then be photographed clearly showing the serial number prior to shipment to the selected and approved testing laboratory. The testing laboratory shall include a photograph of the luminaire along with the test results directly to the Engineer.

Luminaires shall be tested at a National Voluntary Laboratory Accreditation Program (NVLAP) accredited laboratory approved for each of the required tests. The testing facility shall not be associated in any way, subsidiary or otherwise, with the luminaire manufacturer. All costs associated with luminaire testing shall be included in the bid price of the luminaire.

The selection of the proposed independent laboratory shall be presented with the information submitted for review and approval.

The testing performed shall include photometric and electrical testing.

All tests shall be conducted at the luminaire system operating voltage of 240 volts unless specified differently in the contract plans.

Photometric testing shall be according to IES recommendations, performed with a goniophotometer and as a minimum, shall yield an isofootcandle chart, with max candela point and half candela trace indicated, an isocandela diagram, maximum planned and maximum cone plots of candela, a candlepower table (House and street side), a coefficient of utilization chart, a luminous flux distribution table, BUG rating report, and complete calculations based on specified requirements and test results.

Electrical testing shall conform to NEMA and ANSI standards and, as a minimum shall include a complete check of wiring connections and a table of characteristics showing input amperes, watts, power factor, total harmonic distortion and LED drive current.

The summary report and the test results including IES photometric files shall be sent directly to the Resident Engineer, the Electrical Engineer, and the Contractor via email or other mutually agreeable means.

Photometric performance shall meet or exceed that of the specified values. If the luminaire does not meet the specified photometric values, the luminaire has failed regardless of whether the test results meet the submitted factory data.

Should any of the tested luminaires of a given type, and distribution fail to satisfy the specifications and perform according to approved submittal information, the luminaire type of that distribution type and wattage shall be unacceptable and be replaced by alternate equipment meeting the specifications with the submittal and testing process repeated in their entirety; or corrections made to achieve required performance.

In the case of corrections, the Contractor shall advise the Engineer of the proposed corrections and shall request a repeat of the specified testing and, if the corrections are deemed reasonable by the Engineer, the testing process shall be repeated in its entirety.

The number of luminaires to be tested shall be the same quantity as originally tested as required in the above table.

Retesting, should it become necessary, shall not be grounds for additional compensation or extension of time.

Submittal information shall include a statement of intent to provide the testing as well as a request for approval of the chosen laboratory.

Installation.

Each luminaire shall be installed according to the luminaire manufacturer's recommendations.

Luminaires which are pole mounted shall be mounted on site such that poles and arms are not left unloaded. Pole mounted luminaires shall be leveled/adjusted after poles are set and vertically aligned before being energized. When mounted on a tenon, care shall be exercised to

assure maximum insertion of the mounting tenon. Each luminaire shall be checked to assure compatibility with the project power system. When the night-time check of the lighting system by the Engineer indicates that any luminaires are mis-aligned, the mis-aligned luminaires shall be corrected at no additional cost.

No luminaire shall be installed prior to approval. Where independent testing is required, full approval will not be given until complete test results, demonstrating compliance with the specifications, have been reviewed and accepted by the Engineer.

Pole wiring shall be provided with the luminaire. Pole wire shall run from handhole to luminaire. Pole wire shall be sized No. 10, rated 600 V, RHW/USE-2, and have copper conductors, stranded in conformance with ASTM B 8. Pole wire shall be insulated with cross-linked polyethylene (XLP) insulation. Pole wire shall include a phase, neutral, and green ground wire. Wire shall be trained within the pole or sign structure so as to avoid abrasion or damage to the insulation.

Pole wire shall be extended through the pole, pole grommet, luminaire ring, and any associated arm and tenon. The pole wire shall be terminated in a manner that avoids sharp kinks, pinching, pressure on the insulation, or any other arrangement prone to damaging insulation value and producing poor megger test results. Wires shall be trained away from heat sources within the luminaire. Wires shall be terminated so all strands are extended to the full depth of the terminal lug with the insulation removed far enough so it abuts against the shoulder of the lug, but is not compressed as the lug is tightened.

Included with the pole wiring shall be fusing located in the handhole. Fusing shall be according to Article 1065.01 with the exception that fuses shall be 6 amperes.

Each luminaire and optical assembly shall be free of all dirt, smudges, etc. Should the optical assembly require cleaning, a luminaire manufacturer approved cleaning procedure shall be used.

Horizontal mount luminaires shall be installed in a level, horizontal plane, with adjustments as needed to insure the optics are set perpendicular to the traveled roadway.

When the pole is bridge mounted, a minimum size stainless steel 1/4-20NC set screw shall be provided to secure the luminaire to the mast arm tenon. A hole shall be drilled and tapped through the tenon and luminaire mounting bracket and then fitted with the screw.

Warranty.

The entire luminaire and all of its component parts shall be covered by a 10-year warranty. Failure is when one or more of the following occur:

- 1) Negligible light output from more than 10 percent of the discrete LEDs.
- 2) Significant moisture that deteriorates performance of the luminaire.
- 3) Driver that continues to operate at a reduced output due to overheating.

The warranty period shall begin on the date of luminaire delivery. The Contractor shall verify that the Resident Engineer has noted the delivery date in the daily diary. Copy of the shipment and delivery documentation shall be submitted with the final documentation.

The replacement luminaire shall be of the same manufacturer, model, and photometric distribution as the original.

Method of Measurement.

The rated initial minimum luminous flux (lumen output) of the light source, as installed in the luminaire, shall be according to the following table for each specified output designation.

Designation Type	Minimum Initial Luminous Flux	Designation Type	Minimum Initial Luminous Flux
A	2,200	F	12,500
B	3,150	G	15,500
C	4,400	H	25,200
D	6,300	I	33,000
E	9,450		

Where delivered lumens is defined as the minimum initial delivered lumens at the specified color temperature. Luminaires with an initial luminous flux less than the values listed in the above table will not be acceptable even if they meet the requirements given in the Luminaire Performance table shown in the contract.

Basis of Payment.

This work will be paid for at the contract unit price per each for **LUMINAIRE, LED, ROADWAY**, of the output designation specified.

UNIT DUCT

Effective: January 1, 2012

Revise the first paragraph of Article 810.04 to read:

“The unit duct shall be installed at a minimum depth of 30-inches (760 mm) unless otherwise directed by the Engineer.”

Revise Article 1088.01(c) to read:

“(c) Coilable Nonmetallic Conduit.

General:

The duct shall be a plastic duct which is intended for underground use and which can be manufactured and coiled or reeled in continuous transportable lengths and uncoiled for further processing and/or installation without adversely affecting its properties of performance. The duct shall be a plastic duct which is intended for underground use and can be manufactured and coiled or reeled in continuous transportable lengths and uncoiled for further processing and/or installation without adversely affecting its properties of performance.

The duct shall be made of high density polyethylene which shall meet the requirements of ASTM D 2447, for schedule 40. The duct shall be composed of black high density polyethylene meeting the requirements of ASTM D 3350, Class C, Grade P33. The wall thickness shall be in accordance with Table 2 for ASTM D 2447.

The duct shall be UL Listed per 651-B for continuous length HDPE coiled conduit. The duct shall also comply with NEC Article 354.100 and 354.120.

Submittal information shall demonstrate compliance with the details of these requirements.

Dimensions:

Duct dimensions shall conform to the standards listed in ASTM D2447. Submittal information shall demonstrate compliance with these requirements.

Nominal Size		Nominal I.D.		Nominal O.D.		Minimum Wall	
mm	in	mm	in	mm	in	mm	in
31.75	1.25	35.05	1.380	42.16	1.660	3.556 +0.51	0.140 +0.020
38.1	1.50	40.89	1.610	48.26	1.900	3.683 +0.51	0.145 +0.020

Nominal Size		Pulled Tensile	
mm	in	N	lbs
31.75	1.25	3322	747
38.1	1.50	3972	893

Marking:

As specified in NEMA Standard Publication No. TC-7, the duct shall be clearly and durably marked at least every 3.05 meters (10 feet) with the material designation (HDPE for high density polyethylene), nominal size of the duct and the name and/or trademark of the manufacturer.

Performance Tests:

Polyethylene Duct testing procedures and test results shall meet the requirements of UL 651. Certified copies of the test report shall be submitted to the Engineer prior to the

installation of the duct. Duct crush test results shall meet or exceed the following requirements:

Duct Diameter		Min. force required to deform sample 50%	
mm	in	N	lbs
35	1.25	4937	1110
41	1.5	4559	1025

WIRE AND CABLE

Effective: January 1, 2012

Add the following to the first paragraph of Article 1066.02(a):

“The cable shall be rated at a minimum of 90°C dry and 75°C wet and shall be suitable for installation in wet and dry locations, and shall be resistant to oils and chemicals.”

Revise the Aerial Electric Cable Properties table of Article 1066.03(a)(3) to read:

Aerial Electric Cable Properties

Phase Conductor		Messenger wire			
Size AWG	Stranding	Average Insulation Thickness		Minimum Size AWG	Stranding
		mm	mils		
6	7	1.1	(45)	6	6/1
4	7	1.1	(45)	4	6/1
2	7	1.1	(45)	2	6/1
1/0	19	1.5	(60)	1/0	6/1
2/0	19	1.5	(60)	2/0	6/1
3/0	19	1.5	(60)	3/0	6/1
4/0	19	1.5	(60)	4/0	6/1

Add the following to Article 1066.03(b) of the Standard Specifications:

“Cable sized No. 2 AWG and smaller shall be U.L. listed Type RHH/RHW and may be Type RHH/RHW/USE. Cable sized larger than No. 2 AWG shall be U.L. listed Type RHH/RHW/USE.”

Revise Article 1066.04 to read:

“Aerial Cable Assembly. The aerial cable shall be an assembly of insulated aluminum conductors according to Section 1066.02 and 1066.03. Unless otherwise indicated, the cable assembly shall be composed of three insulated conductors and a steel reinforced bare aluminum conductor (ACSR) to be used as the ground conductor. Unless otherwise indicated, the code word designation of this cable assembly is “Palomino”. The steel reinforced aluminum conductor shall conform to ASTM B-232. The cable shall be assembled according to ANSI/ICEA S-76-474.”

Revise the second paragraph of Article 1066.05 to read:

“The tape shall have reinforced metallic detection capabilities consisting of a woven reinforced polyethylene tape with a metallic core or backing.”

REMOVAL OF LIGHTING UNIT, SALVAGE

Description. This work shall consist of the removal and delivery of existing roadway light units as directed by the Engineer.

Construction Requirements. All construction requirements shall be in accordance with Section 842 of the Standard Specifications.

The poles, luminaires, arms, and all associated hardware and appurtenances shall remain the property of the Village of Broadview and shall be delivered by the Contractor to a location within the Village chosen by the Engineer and unloaded and stacked there, as directed by the Engineer. Wood blocking, banding, or other appurtenant items required for proper stacking and protection shall be included.

Salvaged luminaires shall be removed, boxed in new containers, approved by the Engineer, and delivered to a Village facility, as designated by the Engineer.

Basis of Payment. This work will be paid for at the contract unit price per each for REMOVAL OF LIGHTING UNIT, SALVAGE.

REMOVE AND REINSTALL VIDEO CAMERA AND EQUIPMENT

Description. This work shall consist of the removal, storage, and reinstallation of an existing pole-mounted video camera and associated solar panel on an existing light pole.

General. The video camera shall be removed and relocated as shown on the plans and/or as directed by the Engineer. Any damage sustained by the video camera during the removal, storage, transport and/or reinstallation operations shall be repaired or replaced in kind to the satisfaction of the Engineer at the Contractor’s expense.

21st Street over Addison Creek
Section: 22-00086-00-BR
County: Cook
Contract No.: 61L82
Village of Broadview

Basis of Payment. This item will be paid for at the contract unit price per each for REMOVE AND REINSTALL VIDEO CAMERA AND EQUIPMENT.

AVAILABLE REPORTS (D1 LR)

Effective: July 1, 2021

☐ No project specific reports were prepared.

When applicable, the following checked reports and record information is available for Bidders' reference upon request:

- ☐ Record structural plans
- ☐ Preliminary Site Investigation (PSI) (IDOT ROW)
- ☒ Preliminary Site Investigation (PSI) (Local ROW)
- ☐ Preliminary Environmental Site Assessment (PESA) (IDOT ROW)
- ☒ Preliminary Environmental Site Assessment (PESA) (Local ROW)
- ☒ Soils/Geotechnical Report
- ☒ Boring Logs
- ☐ Pavement Cores
- ☐ Location Drainage Study (LDS)
- ☒ Hydraulic Report
- ☐ Noise Analysis
- ☐ Other: _____

Those seeking these reports should request access from:

Tim Heuer, PE
Ciorba Group
708.612.0595
theuer@ciorba.com
Mon-Fri, 9:00A – 5:00P

IDOT TRAINING PROGRAM GRADUATE ON-THE-JOB TRAINING SPECIAL PROVISION

Effective: August 1, 2012 Revised: February 2, 2017

In addition to the Contractor's equal employment opportunity (EEO) affirmative action efforts undertaken as required by this Contract, the Contractor is encouraged to participate in the incentive program described below to provide additional on-the-job training to certified graduates of the IDOT pre-apprenticeship training program, as outlined in this Special Provision.

IDOT funds, and various Illinois community colleges operate, pre-apprenticeship training programs throughout the State to provide training and skill-improvement opportunities to promote the increased employment of minority groups, disadvantaged persons and women in all aspects of the highway construction industry. The intent of this IDOT Pre-Apprenticeship Training Program Graduate (TPG) special provision (Special Provision) is to place these certified program graduates on the project site for this Contract in order to provide the graduates with meaningful on-the-job training. Pursuant to this Special Provision, the Contractor must make every reasonable effort to recruit and employ certified TPG trainees to the extent such individuals are available within a practicable distance of the project site.

Specifically, participation of the Contractor or its subcontractor in the Program entitles the participant to reimbursement for graduates' hourly wages at \$15.00 per hour per utilized TPG trainee, subject to the terms of this Special Provision. Reimbursement payment will be made even though the Contractor or subcontractor may also receive additional training program funds from other non-IDOT sources for other non-TPG trainees on the Contract, provided such other source does not specifically prohibit the Contractor or subcontractor from receiving reimbursement from another entity through another program, such as IDOT through the TPG program. With regard to any IDOT funded construction training program other than TPG, however, additional reimbursement for other IDOT programs will not be made beyond the TPG Program described in this Special Provision when the TPG Program is utilized.

No payment will be made to the Contractor if the Contractor or subcontractor fails to provide the required on-site training to TPG trainees, as solely determined by IDOT. A TPG trainee must begin training on the project as soon as the start of work that utilizes the relevant trade skill and the TPG trainee must remain on the project site through completion of the Contract, so long as training opportunities continue to exist in the relevant work classification. Should a TPG trainee's employment end in advance of the completion of the Contract, the Contractor must promptly notify the IDOT District EEO Officer for the Contract that the TPG's involvement in the Contract has ended. The Contractor must supply a written report for the reason the TPG trainee involvement terminated, the hours completed by the TPG trainee on the Contract, and the number of hours for which the incentive payment provided under this Special Provision will be, or has been claimed for the separated TPG trainee.

Finally, the Contractor must maintain all records it creates as a result of participation in the Program on the Contract, and furnish periodic written reports to the IDOT District EEO Officer that document its contractual performance under and compliance with this Special Provision. Finally, through participation in the Program and reimbursement of wages, the Contractor is not relieved of, and IDOT has not waived, the requirements of any federal or state labor or employment law applicable to TPG workers, including compliance with the Illinois Prevailing Wage Act.

METHOD OF MEASUREMENT: The unit of measurement is in hours.

BASIS OF PAYMENT: This work will be paid for at the contract unit price of \$15.00 per hour for each utilized certified TPG Program trainee (TRAINEES TRAINING PROGRAM GRADUATE). The estimated total number of hours, unit price, and total price must be included in the schedule of prices for the Contract submitted by Contractor prior to beginning work. The initial number of TPG trainees for which the incentive is available for this contract is 1.

The Department has contracted with several educational institutions to provide screening, tutoring and pre-training to individuals interested in working as a TPG trainee in various areas of common construction trade work. Only individuals who have successfully completed a Pre-Apprenticeship Training Program at these IDOT approved institutions are eligible to be TPG trainees. To obtain a list of institutions that can connect the Contractor with eligible TPG trainees, the Contractor may contact: HCCTP TPG Program Coordinator, Office of Business and Workforce Diversity (IDOT OBWD), Room 319, Illinois Department of Transportation, 2300 S. Dirksen Parkway, Springfield, Illinois 62764. Prior to commencing construction with the utilization of a TPG trainee, the Contractor must submit documentation to the IDOT District EEO Officer for the Contract that provides the names and contact information of the TPG trainee(s) to be trained in each selected work classification, proof that that the TPG trainee(s) has successfully completed a Pre-Apprenticeship Training Program, proof that the TPG is in an Apprenticeship Training Program approved by the U.S. Department of Labor Bureau of Apprenticeship Training, and the start date for training in each of the applicable work classifications.

To receive payment, the Contractor must provide training opportunities aimed at developing a full journeyworker in the type of trade or job classification involved. During the course of performance of the Contract, the Contractor may seek approval from the IDOT District EEO Officer to employ additional eligible TPG trainees. In the event the Contractor subcontracts a portion of the contracted work, it must determine how many, if any, of the TPGs will be trained by the subcontractor. Though a subcontractor may conduct training, the Contractor retains the responsibility for meeting all requirements imposed by this Special Provision. The Contractor must also include this Special Provision in any subcontract where payment for contracted work performed by a TPG trainee will be passed on to a subcontractor.

Training through the Program is intended to move TPGs toward journeyman status, which is the primary objective of this Special Provision. Accordingly, the Contractor must make every effort to enroll TPG trainees by recruitment through the Program participant educational institutions to the extent eligible TPGs are available within a reasonable geographic area of the project. The Contractor is responsible for demonstrating, through documentation, the recruitment efforts it has undertaken prior to the determination by IDOT whether the Contractor is in compliance with this Special Provision, and therefore, entitled to the Training Program Graduate reimbursement of \$15.00 per hour.

Notwithstanding the on-the-job training requirement of this TPG Special Provision, some minimal off-site training is permissible as long as the offsite training is an integral part of the work of the contract, and does not compromise or conflict with the required on-site training that is central to the purpose of the Program. No individual may be employed as a TPG trainee in any work classification in which he/she has previously successfully completed a training program leading to journeyman status in any trade, or in which he/she has worked at a journeyman level or higher.

State of Illinois
Department of Transportation
Bureau of Local Roads and Streets

SPECIAL PROVISION
FOR
INSURANCE

Effective: February 1, 2007
Revised: August 1, 2007

All references to Sections or Articles in this specification shall be construed to mean specific Section or Article of the Standard Specifications for Road and Bridge Construction, adopted by the Department of Transportation.

The Contractor shall name the following entities as additional insured under the Contractor's general liability insurance policy in accordance with Article 107.27:

Village of Broadview

The entities listed above and their officers, employees, and agents shall be indemnified and held harmless in accordance with Article 107.26.

State of Illinois
DEPARTMENT OF TRANSPORTATION
Bureau of Local Roads & Streets
SPECIAL PROVISION
FOR
LOCAL QUALITY ASSURANCE/ QUALITY MANAGEMENT QC/QA
Effective: January 1, 2022

Replace the first five paragraphs of Article 1030.06 of the Standard Specifications with the following:

“1030.06 Quality Management Program. The Quality Management Program (QMP) will be Quality Control / Quality Assurance (QC/QA) according to the following.”

Delete Article 1030.06(d)(1) of the Standard Specifications.

Revise Article 1030.09(g)(3) of the Standard Specifications to read:

“(3) If core testing is the density verification method, the Contractor shall provide personnel and equipment to collect density verification cores for the Engineer. Core locations will be determined by the Engineer following the document “Hot-Mix Asphalt QC/QA Procedure for Determining Random Density Locations” at density verification intervals defined in Article 1030.09(b). After the Engineer identifies a density verification location and prior to opening to traffic, the Contractor shall cut a 4 in. (100 mm) diameter core. With the approval of the Engineer, the cores may be cut at a later time.”

Revise Article 1030.09(h)(2) of the Standard Specifications to read:

“(2) After final rolling and prior to paving subsequent lifts, the Engineer will identify the random density verification test locations. Cores or nuclear density gauge testing will be used for density verification. The method used for density verification will be as selected below.

Density Verification Method	
<input checked="" type="checkbox"/>	Cores
<input type="checkbox"/>	Nuclear Density Gauge (Correlated when paving ≥ 3,000 tons per mixture)

Density verification test locations will be determined according to the document “Hot-Mix Asphalt QC/QA Procedure for Determining Random Density Locations”. The density testing interval for paving wider than or equal to 3 ft (1 m) will be 0.5 miles (800 m) for lift thicknesses of 3 in. (75 mm) or less and 0.2 miles (320 m) for lift thicknesses greater than 3 in. (75 mm). The density testing interval for paving less than 3 ft (1 m) wide will be 1 mile (1,600 m). If a day’s paving will be less than the prescribed density testing interval, the length of the day’s paving will be the interval for that day. The density testing interval for mixtures used for patching will be 50 patches with a minimum of one test per mixture per project.

If core testing is the density verification method, the Engineer will witness the Contractor coring, and secure and take possession of all density samples at the

density verification locations. The Engineer will test the cores collected by the Contractor for density according to Illinois Modified AASHTO T 166 or AASHTO T 275.

If nuclear density gauge testing is the density verification method, the Engineer will conduct nuclear density gauge tests. The Engineer will follow the density testing procedure detailed in the document "Illinois Modified ASTM D 2950, Standard Test Method for Density of Bituminous Concrete In-Place by Nuclear Method".

A density verification test will be the result of a single core or the average of the nuclear density tests at one location. The results of each density test must be within acceptable limits. The Engineer will promptly notify the Contractor of observed deficiencies."

Revise the seventh paragraph and all subsequent paragraphs in Section D. of the document "Hot-Mix Asphalt QC/QA Initial Daily Plant and Random Samples" to read:

"Mixtures shall be sampled from the truck at the plant by the Contractor following the same procedure used to collect QC mixture samples (Section A). This process will be witnessed by the Engineer who will take custody of the verification sample. Each sample bag with a verification mixture sample will be secured by the Engineer using a locking ID tag. Sample boxes containing the verification mixture sample will be sealed/taped by the Engineer using a security ID label."

STATE OF



ILLINOIS

Permit No.: DIL-25-005

Department of Transportation

**Division of Highways
2300 South Dirksen Parkway
Springfield, IL 62764**

**REGULATED FLOODWAY CONSTRUCTION PERMIT
RIVERS, LAKES, AND STREAMS ACT "615 ILCS 5"**

PERMISSION IS HEREBY GRANTED TO: Village of Broadview

FOR CONSTRUCTION OF: Bridge Replacement of W. 21st Street over Addison Creek. Proposed Bridge Replacement will consist of Three-Span Cast-in-Place Concrete Slab with a Span Length(s) of 28.5', 36', 28.5', Back-to-Back Abutment Length of 93', and Clear Roadway Width of 35'-10". The proposed bridge location is in Southeast Quarter of Section 22, Township 39N, Range 12 East of the 3rd PM in Cook County as part of Section 22-00086-00-BR, Structure Number 016-6651.

IN ACCORDANCE WITH THE Application and Plan
DATED August 12, 2025 AND MADE A PART HEREOF, AND SUBJECT TO THE
TERMS SHOWN ON THE BACK HEREOF AND THE SPECIAL CONDITIONS ATTACHED
HERETO AS EXHIBIT. Floodway Construction Permit Dated 6/30/2025

EXAMINED AND APPROVED


REGIONAL ENGINEER/CENTRAL BUREAU CHIEF

8/13/2025
DATE

THIS PERMIT is subject to the following conditions:

(a) This permit is granted in accordance with Rivers, Lakes And Streams Act "615 ILCS 5".

(b) This permit does not convey title to the permittee or recognize title of the permittee to any submerged or other lands, and furthermore, does not convey, lease or provide any right or rights of occupancy or use of the public or private property on which the project or any part thereof will be located, or otherwise grant to the permittee any right or interest in or to the property, whether the property is owned or possessed by the State of Illinois or by any private or public party or parties.

(c) This permittee does not release the permittee from liability for damage to persons or property resulting from the work covered by this permit; and does not authorize any injury to private property or invasion of private rights.

(d) This permit does not relieve the permittee of the responsibility to obtain other federal, state or local authorizations required for the construction of the permitted activity; and if the permittee is required by law to obtain approval from any federal agency to do the work, this permit is not effective until the federal approval is obtained.

(e) The permittee shall, at his own expense, remove all temporary piling, cofferdams, false work, and material incidental to the construction of the project, from floodway, river, stream or lake in which the work is done. If the permittee fails to remove such structures or materials, the state may have removal made at the expense of the permittee. If future need for public navigation or public interest of any character, by the state or federal government, necessitates changes in any part of the structure or structures, such changes shall be made by and at the expense of the permittee or his successors as required by the Department of Transportation or other properly constituted agency, within sixty (60) days from receipt of written notice of the necessity from the Department or other agency, unless a longer period of time is specifically authorized.

(f) The execution and details of the work authorized shall be subject to the supervision and approval of the Department. Department personnel shall have right of access to accomplish this purpose.

(g) Starting work on the construction authorized will be considered full acceptance by the permittee of the terms and conditions of the permit.

(h) The Department in issuing this permit has relied upon the statements and representations made by the permittee; if any statement or representation made by the permittee is found to be false, the permit may be revoked at the option of the Department; and when a permit is revoked all rights of the permittee under the permit are voided.

(i) If the project authorized by this permit is located in or along Lake Michigan or a meandered lake, the permittee and his successors shall make no claim whatsoever to any interest in any accretions caused by the project.

(j) In issuing this permit, the Department does not approve the adequacy of the design or structural strength or the structure or improvement.

(k) Noncompliance with the conditions stated herein will make this permit void.

(l) If the work permitted is not initiated on or before six years from the date of issuance as shown on the front of this form, this permit shall be void.

JOINT APPLICATION FORM FOR ILLINOIS

ITEMS 1 AND 2 FOR AGENCY USE

1. Application Number

2. Date Received

3. and 4. (SEE SPECIAL INSTRUCTIONS) NAME, MAILING ADDRESS AND TELEPHONE NUMBERS

3a. Applicant's Name:

Matthew Ames

Company Name (if any) :

Broadview Public Works Department

Address:

**2734 South Ninth Avenue
Broadview, IL 60155**

Email Address:

3b. Co-Applicant/Property Owner Name
(if needed or if different from applicant):

Company Name (if any):

Address:

Email Address:

4. Authorized Agent (an agent is not required):

Tony Wolff

Company Name (if any):

Ciorba Group

Address:

**8725 W. Higgins Road, Suite 600
Chicago, IL 60631**

Email Address:

twolff@ciorba.com

Applicant's Phone Nos. w/area code

Business: 708-681-3602

Residence:

Cell:

Fax:

Applicant's Phone Nos. w/area code

Business:

Residence:

Cell:

Fax:

Agent's Phone Nos. w/area code

Business: 773-355-2961

Residence:

Cell: 847-910-2082

Fax: 773-775-4014

STATEMENT OF AUTHORIZATION

I hereby authorize, Ciorba Group, Inc to act in my behalf as my agent in the processing of this application and to furnish, upon request, supplemental information in support of this permit application.


Applicant's Signature

7/10/15
Date

5. ADJOINING PROPERTY OWNERS (Upstream and Downstream of the water body and within Visual Reach of Project)

Name	Mailing Address	Phone No. w/area code
a.		
b.		
c.		
d.		

6. PROJECT TITLE:

W 21st Street over Addison Creek Bridge Replacement

7. PROJECT LOCATION:

21st Street over Addison Creek

LATITUDE: 41.85117 °N LONGITUDE: -87.85667 °W		UTM's Northing: Easting:				
STREET, ROAD, OR OTHER DESCRIPTIVE LOCATION 21st Street bridge is approximately 0.09 miles west of the intersection of 21st Street and 19th Avenue.		LEGAL DESCRIPT	QUARTER SE	SECTION 22	TOWNSHIP NO. 39	RANGE 12
<input checked="" type="checkbox"/> IN OR <input type="checkbox"/> NEAR CITY OF TOWN (check appropriate box) Municipality Name Broadview		WATERWAY Addison Creek				RIVER MILE (if applicable)
COUNTY Cook County	STATE IL					

Revised 2010

☐ Corps of Engineers

☒ IL Dep't of Natural Resources

☐ IL Environmental Protection Agency

☐ Applicant's Copy

8. PROJECT DESCRIPTION (Include all features):

The existing 21st Street bridge (Existing S.N. 016-6650) is a three-span pre-stressed pre-cast concrete deck beam structure with an HMA overlay and reinforced concrete abutments. The back-face-to-back-face of abutment is 82'. The out-to-out width of the bridge deck is 47'-10" and the bridge has a 13.5-degree skew. The existing bridge has a net lane width of 17'-11" and 5' sidewalk on both sides of the bridge. The proposed bridge (Proposed S.N. 016-6651) is 93' long abutment-to-abutment, and 48' wide out-to-out, three-span cast-in-place concrete slab superstructure built at a 15-degree skew angle with the proposed roadway alignment. The cross slope at the deck will be uniform 1.5% for the travel lanes. The proposed low chord of 620.83 is slightly higher than the existing low chord of 620.81, due to the change in bridge depth. The proposed roadway cross-section consists of two traffic lanes (one 12' lane with a 6' shoulder in each direction), 5' sidewalk, and 1' parapets on each side of the bridge. The existing drainage patterns will remain the same within the project limits and the existing 30" and 48" village owned sewer outfalls at the bridge will be removed and replaced to accommodate the proposed bridge abutments.

9. PURPOSE AND NEED OF PROJECT:

The purpose of the project is the removal and replacement of the existing 21st Street Bridge which was constructed in 1974. The bridge is showing advanced signs of deterioration in the superstructure. Due to tilted pier caps, and spalling and delamination in the pier caps, a full replacement is warranted.

COMPLETE THE FOLLOWING FOUR BLOCKS IF DREDGED AND/OR FILL MATERIAL IS TO BE DISCHARGED**10. REASON(S) FOR DISCHARGE:**

The bridge pier concrete is required for the bridge substructure, and the riprap is required as a scour countermeasure.

11. TYPE(S) OF MATERIAL BEING DISCHARGED AND THE AMOUNT OF EACH TYPE IN CUBIC YARDS FOR WATERWAYS:

TYPE: Bridge piers and riprap.

AMOUNT IN CUBIC YARDS:

94

12. SURFACE AREA IN ACRES OF WETLANDS OR OTHER WATERS FILLED (See Instructions)

0.063 ac. of Waters of the US being filled, and permanently impacted without loss of function.

13. DESCRIPTION OF AVOIDANCE, MINIMIZATION AND COMPENSATION (See instructions)

There is no floodway fill due to streambank grading since the proposed bridge waterway opening is wider than that of the existing. The only floodway fill is due to the proposed bridge piers, which are required and are less than the floodway cut due to the removal of the existing bridge piers. Riprap is only being placed along the proposed bridge abutments, piers, and wingwalls where necessary minimize the permanent impact to the WOUS and the streambed.

14. Date activity is proposed to commence

April 2026

Date activity is expected to be completed

October 2026

15. Is any portion of the activity for which authorization is sought now complete?

Yes

No



NOTE: If answer is "YES" give reasons in the Project Description and Remarks section. Indicate the existing work on drawings.

Month and Year the activity was completed

16. List all approvals or certification and denials received from other Federal, interstate, state, or local agencies for structures, construction, discharges or other activities described in this application.

<u>Issuing Agency</u>	<u>Type of Approval</u>	<u>Identification No.</u>	<u>Date of Application</u>	<u>Date of Approval</u>	<u>Date of Denial</u>
MWRD	WMO Permit	To Be Submitted			
USACE	Section 404	To Be Submitted			
North Cook County Soil Water & Water Conservation District	Soil Erosion and Sediment Control Plan Review	To Be Submitted			

17. CONSENT TO ENTER PROPERTY LISTED IN PART 7 ABOVE IS HEREBY GRANTED.

Yes ☒

No

18. APPLICATION VERIFICATION (SEE SPECIAL INSTRUCTIONS)

Application is hereby made for the activities described herein. I certify that I am familiar with the information contained in the application, and that to the best of my knowledge and belief, such information is true, complete, and accurate. I further certify that I possess the authority to undertake the proposed activities.

Signature of Applicant or Authorized Agent

Date

Signature of Applicant or Authorized Agent

Date

Signature of Applicant or Authorized Agent

Date

☐ Corps of Engineers
Revised 2010

☒ IL Dep't of Natural Resources

☐ IL Environmental Protection
Agency

☐ Applicant's Copy

SEE INSTRUCTIONS FOR ADDRESS

LOCATION MAP

See attachments.

Revised 2010

☐ Corps of Engineers

☒ IL Dep't of Natural Resources

☐ IL Environmental Protection
Agency

☐ Applicant's Copy

PLAN VIEW

See attachments.

FOR AGENCY USE ONLY

Revised 2010

☐ Corps of Engineers

☒ IL Dep't of Natural Resources

☐ IL Environmental Protection
Agency

☐ Applicant's Copy



WATERSHED MANAGEMENT PERMIT

METROPOLITAN WATER RECLAMATION DISTRICT OF GREATER CHICAGO

LOCAL SEWER SYSTEMS SECTION
111 EAST ERIE STREET, CHICAGO, IL 60611
www.mwrd.org/wmo

INSTRUCTIONS FOR COMPLETING PERMIT FORM

Submit a signed copy of the Watershed Management Permit application electronically through the Watershed Management Ordinance Permit Application Submittal System (WPASS) at www.mwrd.org/wpPASS. Include any other applicable permit schedules with the application and check the appropriate boxes. Submit a signed and sealed copy of the plan set. If applicable, submit the Fee Payment Voucher and Payment Receipt. Payments can be mailed to the address at the top of this form or submitted electronically at <https://mwrd.org/form/lsss-payment>. For any questions or assistance with submitting the permit application please email us at wpass@mwrd.org or call (312) 751-3255.

NAME AND LOCATION OF PROJECT

Name of Project (as shown on the plan set): W 21st Street over Addison Creek Bridge Replacement

Location of Project (address or with respect to two major streets): W 21st Street over Addison Creek between 21st Avenue and 19th Avenue

Municipality (Township, if unincorporated): Village of Broadview

PIN (include all impacted, use additional sheet if necessary): _____, _____
_____, _____

SEWER AREA OF PROJECT

☐ Combined Sewer Area

☒ Separate Sewer Area

APPLICABLE PERMIT SCHEDULES

<input checked="" type="checkbox"/> Project Information (Required for all projects)	WMO Schedule A	(Page 5 of 9)
<input checked="" type="checkbox"/> Sewer Summary (Required for all projects)	WMO Schedule B	(Page 6 of 9)
<input checked="" type="checkbox"/> Sewer Connections (Required for all projects)	WMO Schedule C	(Page 7 of 9)
<input type="checkbox"/> Detention & Stormwater Management Facilities (WMO)	WMO Schedule D	(2 Pages)
<input type="checkbox"/> Detention & Stormwater Management Facilities (Legacy)	WMO Schedule D-Legacy	(4 Pages)
<input type="checkbox"/> Public Lift Station and/or Force Main	WMO Schedule E	(2 Pages)
<input type="checkbox"/> Characteristics of Waste Discharge	WMO Schedule F	(2 Pages)
<input type="checkbox"/> Treatment or Pretreatment Facilities	WMO Schedule G	(2 Pages)
<input checked="" type="checkbox"/> Hazard Areas (Floodplain / Floodway /Riparian Areas)	WMO Schedule H	(2 Pages)
<input type="checkbox"/> Affidavit Relative to Compliance with Article 7	WMO Schedule J	(1 Page)
<input type="checkbox"/> Affidavit of Disclosure of Property Interest	WMO Schedule K	(2 Pages)
<input type="checkbox"/> Notice of Requirements for Storm Water Detention	WMO Schedule L	(2 Pages)
<input checked="" type="checkbox"/> Outfall, Direct Connection, District Owned or Leased Property	WMO Schedule O	(1 Page)
<input checked="" type="checkbox"/> Soil Erosion and Sediment Control	WMO Schedule P	(1 Page)
<input type="checkbox"/> Recording and Maintenance	WMO Schedule R	(2 Pages)
<input type="checkbox"/> Wetlands and Wetland Buffer Areas	WMO Schedule W	(2 Pages)
<input type="checkbox"/> Current Survey of Property Interests (Required for most projects)	Exhibit A	

DISTRICT or AUTHORIZED MUNICIPALITY USE ONLY

Application Received: _____ Permit Issued: _____

PERMIT ISSUED BY: ☐ DISTRICT ☐ Authorized Municipality

WMO PERMIT

GENERAL CONDITIONS

WMO Permit Number: _____

1. **Definitions.** The definitions of Appendix A of the Watershed Management Ordinance are incorporated into this Watershed Management Permit by reference. Additionally, the following words and phrases shall be defined as follows:

- a) **Building and Occupancy Permit.** Building and Occupancy Permit issued by the Municipality.
- b) **Design Engineer.** A Professional Engineer who prepares plans and specifications for the project, and signs the Watershed Management Permit Application.
- c) **Inspection Engineer.** A Professional Engineer who inspects the development to ensure compliance with the design plans, specifications, a Watershed Management Permit, and the Watershed Management Ordinance.
- d) **Permit.** Watershed Management Permit.
- e) **General Conditions.** General Conditions contained in a Watershed Management Permit.
- f) **Special Conditions.** Special Conditions of this Watershed Management Permit.

2. **Adequacy of Design.** The schedules, plans, specifications and all other data and documents submitted for this Permit are made a part hereof. The Permit shall not relieve the Design Engineer of the sole responsibility for the adequacy of the design. The issuance of this Permit shall not be construed as approval of the concept or construction details of the proposed facilities and shall not absolve the Permittee, Co-Permittee or Design Engineer of their respective responsibilities.

3. **Joint Construction and Operation Permits.** Unless otherwise stated by the Special Conditions, the issuance of this Permit shall be a joint construction and operation permit, provided that the Permittee or Co-Permittee has complied with all General and Special Conditions.

4. **Allowable Discharges.** Discharges into the Sanitary Sewer system constructed under this Permit shall consist of sanitary Sewage only. Unless otherwise stated by the Special Conditions, there shall be no discharge of industrial wastes under this Permit. Stormwater shall not be permitted to enter the Sanitary Sewer system. Without limiting the general prohibition of the previous sentence, roof and footing drains shall not be connected to the Sanitary Sewer system.

5. **Construction Inspection.** All erosion and sediment control facilities, Stormwater Facilities, Detention Facilities, and Qualified Sewer Construction shall be inspected and approved by an Inspection Engineer acting on behalf of the Permittee or the Owner of the

project, or by a duly authorized and competent representative of the Inspection Engineer. No sewer trenches shall be backfilled except as authorized by the Inspection Engineer after having inspected and approved the sewer installation.

6. **Maintenance.** Stormwater Facilities, Detention Facilities, Qualified Sewer Construction, Sanitary Sewer lines, Combined Sewer lines, systems or facilities constructed hereunder or serving the facilities constructed hereunder shall be properly maintained and operated at all times in accordance with all applicable requirements. It is understood that the responsibility for maintenance shall run as a joint and several obligation against the Permittee, the Co-Permittee, the property served, the Owner and the operator of the facilities, and said responsibility shall not be discharged nor in any way affected by change of ownership of said property, unless the District has authorized assignment of the permit.

7. **Indemnification.** The Permittee shall be solely responsible for and shall defend, indemnify and hold harmless the Metropolitan Water Reclamation District of Greater Chicago ("District", "MWRD", or "MWRDGC") and its Commissioners, officers, employees, servants, and agents from liabilities of every kind, including losses, damages and reasonable costs, payments and expenses (such as, but not limited to, court costs and reasonable attorneys' fees and disbursements), claims, demands, actions, suits, proceedings, judgments or settlements, any or all of which are asserted by any individual, private entity, or public entity against the District and its Commissioners, officers, employees, servants, or agents and arise out of or are in any way related to the issuance of this Permit. Without limiting the generality of the preceding sentence, the provisions of this paragraph shall extend to indemnify and hold harmless the District and its Commissioners, officers, employees, servants, and agents from any claims or damages arising out of or in connection with the termination or revocation of this Permit.

The Permittee shall be solely responsible for and shall defend, indemnify and hold harmless an Authorized Municipality and its elected officials, officers, employees, servants, and agents from liabilities of every kind, including losses, damages and reasonable costs, payments and expenses (such as, but not limited to, court costs and reasonable attorneys' fees and disbursements), claims, demands, actions, suits, proceedings, judgments or settlements, any or all of which are asserted by any individual, private entity, or public entity against the Authorized Municipality and its elected officials, officers, employees, servants, or agents and arise out of or are in any way related to the issuance of this Permit. Without limiting the generality

WMO PERMIT

GENERAL CONDITIONS

WMO Permit Number: _____

of the preceding sentence, the provisions of this paragraph shall extend to indemnify and hold harmless the Authorized Municipality and its elected officials, officers, employees, servants, and agents from any claims or damages arising out of or in connection with the termination or revocation of this Permit.

8. **Sewer Construction by District.** Permittee understands and acknowledges that the District has the right and power to construct and extend sewer service facilities and render such services within the area to be served by the project for which this Permit is issued, and that by the District constructing and extending such sewer service facilities and rendering such services, the facilities constructed by the Permittee under this Permit may decrease in value, become useless or of no value whatsoever, the Permittee may also sustain a loss of business, income and profits.

Therefore, by accepting this Permit and acting thereon, the Permittee, for itself, its successors and assigns, does remise, release and forever discharge the District and its Commissioners, officers, employees, servants, and agents of any and all claims whatsoever which Permittee may now have or hereafter acquire and which Permittee's successors and assigns hereafter can, shall, or may have against the District and its Commissioners, officers, employees, servants, and agents for all losses and damages, either direct or indirect, claimed to have been incurred by reason of the construction or extension at any time hereafter by the District of sewer service facilities in the service area contemplated by this Permit, the rendering of such services, which District facilities and services decrease the value of the facilities constructed by the Permittee under this Permit, make same useless or of no value whatsoever, including but not limited to, any and all damages arising under 70 ILCS 2605/19; the taking of private property for public use without due compensation; the interference with the contracts of Permittee; the interference with Permittee's use and enjoyment of its land; and the decrease in value of Permittee's land.

9. **Third Parties.** Regarding Qualified Sewer Construction, this Permit does not grant the right or authority to the Permittee: (a) to construct or encroach upon any lands of the District or of any other parties, (b) to construct outside of the territorial boundaries of the District except as allowed under an extraterritorial service agreement, (c) to construct or encroach upon the territorial boundaries of any units of local government within the District, (d) to connect to or discharge into or be served by (directly or indirectly) any sewer or sewer system owned or operated by third parties.

10. **Costs.** It is expressly stipulated and clearly understood that the Stormwater Facilities, Detention Facilities, Qualified Sewer Construction, or facilities for which the Permit is issued shall be constructed, operated and maintained at no cost to the District.
11. **Other Sewer Construction.** The District reserves the right, privilege and authority to permit others to reconstruct, change, alter and replace all sewers and appurtenances thereto at the point of connection of any sewerage system to a District interceptor and/or in public right-of-ways of District easements, and to introduce additional Sewage flow through this connection into the intercepting sewer of said District.
12. **Change of Use.** This Permit shall be incorporated in the Building and Occupancy Permit for the Building or Buildings served under this Permit. The Owner or occupant of any Building served under this Permit shall not cause, or permit, a change of use of the Building to a use other than that indicated in this Permit without first having obtained a written permission from the Executive Director of the District.
13. **Interceptors Overloading.** The District hereby serves notice that its interceptors may flow full and may surcharge, and flooding of the proposed system may occur. The Permittee agrees that the proposed systems shall be constructed, operated and maintained at the sole risk of the Permittee.
14. **Transferability.** This Permit may not be assigned or transferred without the written consent of the Executive Director of the District or Enforcement Officer of an Authorized Municipality. However, a Sole Permittee may be required to assign or transfer the Permit when divesting itself of ownership to a third-party and should notify the District prior to such divestment so that the District may determine whether assignment to the new owner is necessary.
15. **Termination.** The District has the right to enforce or revoke a Permit issued by either the District or an Authorized Municipality as outlined in Article 12 of the Watershed Management Ordinance.

It is understood and agreed that in the event the Permittee shall default on or fail to perform and carryout any of the covenants, conditions or provisions of this Permit and such default or violation shall continue for sixty (60) days after receipt of notice thereof in writing given by the Executive Director of the District, then it shall be lawful for the District at or after the expiration of said sixty (60) days to declare said Permit terminated. The Permittee agrees that immediately upon receipt of written notice of such termination it will stop all operations, discontinue any discharges and disconnect the sewerage system or facilities constructed under this Permit. If the

WMO PERMIT

GENERAL CONDITIONS

WMO Permit Number: _____

Permittee fails to do so, the District shall have the right to disconnect said system. The Permittee hereby agrees to pay for any costs incurred by the District for said disconnection.

16. **Rights and Remedies.** The various rights and remedies of the District contained in this Permit shall be construed as cumulative, and no one of them shall be construed as exclusive of any one or more of the others or exclusive of any other rights or remedies allowed by applicable rules, regulations, ordinances and laws. An election by the District to enforce any one or more of its rights or remedies shall not be construed as a waiver of the rights of the District to pursue any other rights or remedies provided under the terms and provisions of this Permit or under any applicable rules, regulations, ordinances or laws.
17. **Expiration.** This Permit shall expire if construction has not started within one (1) year from the date of issue. Construction under an expired Permit is deemed construction without a Permit. All construction under this Permit shall be completed within three (3) years after the date of permit issuance. If conditions so warrant, an extension may be granted. For publicly financed projects (e.g. special assessments) the one (1) year period indicated will be considered from the date of final court action.
18. **Revocation.** In issuing this Permit, the District or Authorized Municipality has relied upon the statements and representations made by the Permittee or his agent. Any incorrect statements or representations shall be cause for revocation of this Permit, and all the rights of the Permittee hereunder shall immediately become null and void.
19. **Advance Notice.** The Permittee shall give the District or Authorized Municipality advance notice of at least two working days prior to the following: mobilization and installation of Erosion and Sediment Control Practices; commencement of construction; excavation for Qualified Sewer Construction; Major Stormwater Systems and Detention Facilities under this Permit; and completion of construction. When advance notice is given, the Permittee shall provide the Permit number, municipality and location.
20. **Compliance with Plans and Specifications.** All construction shall be in accordance with the plans and specifications submitted for this Permit and made a part hereof. No changes in, or deviation from the plans and specifications which affect capacity, maintenance, design requirements, service area or Permit requirements shall be permitted unless revised plans have been submitted to, and approved by the District or Authorized Municipality. The Permit together with a set of the plans and specifications (revised plans and specifications, if any) shall be kept on the jobsite at all times during construction and until final inspection and approval by the District or Authorized Municipality.
21. **Testing and Approval.** All construction under this Permit shall be subject to inspection, testing and approval by the District. All testing shall be made, or caused to be made, by the Permittee at no cost to the District and in the presence of the District representative. Upon satisfactory completion of construction, the Permittee and the owner shall submit, or cause to be submitted, a completion certificate and request for approval on the form prescribed by the District. No sewer or other facilities shall be put in service until all the conditions of the Permit have been satisfactorily met.
22. **Record Drawings.** Before final inspection and approval by the District or an Authorized Municipality, the Permittee shall furnish, or cause to be furnished to the District or an Authorized Municipality, a set of Record drawings and Schedule R for the site stormwater plan, Detention Facilities, Stormwater Facilities, and Qualified Sewer Construction.
23. **Compliance with Rules and Regulations.** The Permittee hereby expressly assumes all responsibilities for meeting the requirements of all applicable rules, regulations, ordinances and laws of Local, State and Federal authorities. Issuance of this Permit shall not constitute a waiver of any applicable requirements.
24. **Severability.** The provisions of this Permit are severable, and if any provision of this Permit, or the application of any provision of this Permit, is held invalid, the remaining provisions of this Permit shall continue in full force and effect.
25. **Property Rights.** This Permit does not convey any property rights of any sort, or any exclusive privilege.
26. **Conflict with Other Conditions.** In the case of conflict between these General Conditions and any other condition(s) in this permit, the other condition(s) shall govern.

WMO SCHEDULE A PROJECT INFORMATION

Watershed Management Permit No. _____

1. **NAME OF PROJECT** W 21st Street over Addison Creek Bridge Replacement

(as shown on the plans)

2. **APPURTENANCES** (check all applicable items)

- ☐ Siphon ☐ Drop Manholes ☐ Public Lift Station (Submit Sch. E) ☒ Outfalls (Submit Sch. O)
- ☐ Stream Crossing ☐ Direct Connections to District → Describe _____

3. RECEIVING SANITARY/COMBINED SEWER SYSTEM

A. System that project will connect to is:

☐ Existing ☐ Proposed /Under Construction → District Permit # _____

List owners of all sewers from project to District interceptor _____

4. RECEIVING STORM SEWER SYSTEM TRIBUTARY TO WATERWAY

A. System that project will connect to is:

☒ Existing ☐ Proposed /Under Construction → District Permit # _____

List owners of all sewers from project to waterway Village of Broadview

5. EXISTING LIFT STATION

☒ No ☐ Yes → Receiving system includes existing lift station

If yes, indicate location _____

6. FLOOD PROTECTION AREAS

Does any part of the project area involve the following? (check all applicable items)

- ☒ Floodplain/Floodway/Riparian (Schedule H) ☐ Wetlands/Buffers/Riparian (Schedule W)

7. SIZE OF PROJECT

		<u>Impervious area within project</u>
A. Total contiguous ownership interest	<u>0.45</u> acres	C. Before development <u>0.28</u> acres
B. Development Area	<u>0.39</u> acres	D. After development <u>0.28</u> acres

8. STORMWATER MANAGEMENT

A. Is project in the service area of a District permitted detention facility?

☒ No ☐ Yes → District Permit No. _____

B. Is stormwater management provided under this permit?

☒ No ☐ Yes → Required by: ☐ District (Submit Sch. D) ☐ Other

C. Type of stormwater management

☐ Runoff Control ☐ Volume Control ☐ Detention Storage

WMO SCHEDULE B

SEWER SUMMARY

Watershed Management Permit No.

PROJECT NAME: W 21st Street over Addison Creek Bridge Replacement

(as shown on the plans)

1. **SEWER SUMMARY:** Include all qualified sewer construction sewers (Sanitary sewers in combined and separate sewer areas and Storm sewers in combined sewer area) and their tributary type:
Sanitary (San), Combined (C), Storm to Combined (SC), Storm to Waterway (SW), or Storm part of Volume Control (SVC)

Tributary Type	Choose an SW	Choose an SW	Choose an Choose one	Choose an Choose one	Choose Choose one	Choose an Choose one	Choose Choose one
Pipe Size (in.)							
Total Length (ft.)							
Min. slope used (%)							
Pipe Material *							
Total Manholes							
Total Cleanouts							
Catch Basin/Inlets							

* Pipe material and joint specifications must be shown on plans. See Technical Guidance Manual for acceptable specifications.

Sewer construction in floodplain: ☐ No ☒ Yes → FPE 619.7 ft.

Sanitary Manholes in floodplain _____

Note: All structures shall have lids located above the FPE or be constructed with watertight, bolt down covers/lids.

2. NATURE OF PROJECT (Check all that apply)

Brief description Bridge replacement project which includes removal and replacement of sewer outfalls, and riprap installation.

- ☒ Publicly financed ☐ Sewer extension to serve future development
- ☐ Sewer system serving a subdivision ☐ Storm sewers in combined sewer area
- ☐ Off-site trunk sewer to serve subdivision ☐ Service connections to serve buildings (Sch. C)
- ☐ Other _____

3. SEWER EXTENSIONS

Identify proposed project designed to service future connections (not included in Schedule C). Check the appropriate box and submit service area map and estimate of population equivalent (PE) to be served.

- ☒ NO ☐ YES → ☐ Service area map
- ☐ P.E. estimate submitted

WMO SCHEDULE C Watershed Management Permit No.
SEWER CONNECTIONS
(FILL OUT ALL SECTIONS THAT APPLY)

SCHEDULE NOT APPLICABLE

1. BUILDING CONNECTION DATA

A. RESIDENTIAL BUILDINGS

<input type="checkbox"/> Single Family	Total dwelling units *	_____	
	Number of sewer connections *	_____	PE ** _____
<input type="checkbox"/> Multi Family	Total dwelling units *	_____	
	Number of sewer connections *	_____	PE ** _____

B. COMMERCIAL & RECREATIONAL BUILDINGS

<input type="checkbox"/> Number of sewer connections		_____	PE ** _____
--	--	-------	------------------

C. INDUSTRIAL BUILDINGS

<input type="checkbox"/> Number of sewer connections		_____	PE ** _____
--	--	-------	------------------

* Each sanitary line exiting a building is a connection

** Population Equivalent (Submit calculations for each connection and total from all connections)

2. BUILDING USE - (Check all that apply)

A. COMMERCIAL & RECREATIONAL

Describe use of buildings, including principal product(s) or activities _____

<input type="checkbox"/> Food preparation or processing (install grease separator)	<input type="checkbox"/> Laundromat (install lint basin)
<input type="checkbox"/> Swimming pool (provide pool plans)	<input type="checkbox"/> Auto service (install triple basin)
<input type="checkbox"/> Manufacturing (describe) _____	<input type="checkbox"/> Auto wash (install mud basin)
<input type="checkbox"/> Other _____	

B. INDUSTRIAL BUILDINGS

Describe use of buildings, including principal product(s) or activities _____

<input type="checkbox"/> Sewer connections will receive domestic sewage only
<input type="checkbox"/> Industrial waste is produced

NOTE: If industrial waste is produced, submit WMO Schedule F & WMO Schedule G and plumbing plans along with flow diagram for pretreatment system.

Watershed Management Permit No.


Comments, if any:

Telephone: (773) 355 - 2961

Zip: 60631

Email Address: twolff@ciorba.com

Zip 60154



Email Address: cbaker @ehancock.com

Telephone: (773) 355 - 2961

Zip 60631



Email Address: Twolff@ciorba.com

SPECIAL CONDITIONS

Watershed Management Permit No.

This Permit is issued subject to the General Conditions and the attached Special Conditions.

If Permit is granted:


- ☐ Please return two (2) copies of the Permit to the Permittee; or
☒ Please mail one (1) copy to Permittee and one (1) copy to the person designated below:

Name: Tony Wolff

Address : 8725 W. Higgins Road, Suite 600, Chicago IL 60631

Email : twolff@ciorba.com

CERTIFICATE BY APPLICANTS: We have read and thoroughly understand the conditions and requirements of this Permit application, and agree to conform to the Permit conditions and other applicable requirements of the District. It is understood that construction hereunder, after the Permit is granted, shall constitute acceptance by the applicants of any Special Conditions that may be placed hereon by the District or an Authorized Municipality. It is further understood that this application shall not constitute a Permit until it is approved, signed and returned by the Director of Engineering of the District or Enforcement Officer of an Authorized Municipality.

PERMITTEE	CO-PERMITTEE
<p style="text-align: center;">The project area is within municipal corporate limits.</p> <p><input checked="" type="checkbox"/> Yes <input type="checkbox"/> No <input type="checkbox"/> Not Applicable</p>	<p style="text-align: center;">(Co-Permittee is Property Owner)</p> <p>Title to property is held in a land trust: <input type="checkbox"/> Yes <input type="checkbox"/> No If yes, Co-Permittee shall be beneficiary with Power of Direction</p>
Municipality <u>Village of Broadview</u>	Owner _____
Address <u>2734 South Ninth Avenue</u>	Address _____
City <u>Broadview, IL</u> Zip <u>60155</u>	City _____ Zip _____
Signature 	Signature _____
Name <u>Matthew Ames</u> (Print)	Name _____ (Print)
Title <u>Director of Public works</u>	Title _____
Date <u>2/10/25</u> Phone <u>708-681-3602</u>	Date _____ Phone _____
Email <u>Mames@broadview-il.gov</u>	Email _____

REVIEW AND APPROVAL BY THE DISTRICT OR AUTHORIZED MUNICIPALITY

Reviewed by: _____ (Local Sewer Systems) or (Professional Engineer)	Date _____
Approved for Issue	
Approved by: _____ (For the Director of Engineering) or (Enforcement Officer)	Date _____

Date Prepared: 7/11/2025

North Cook County Soil & Water
Conservation District
Soil Erosion and Sediment Control Plan Review
Village of Broadview





SOIL EROSION AND SEDIMENT CONTROL PLAN REVIEW & INSPECTIONS

Army Corp of Engineers

FOR OFFICE USE ONLY		SWCD Application No.: _____	
Meets technical standards _____	Does not meet technical standards _____	Fee Paid: _____	Check No.: _____
Date all information received: _____	Reviewed by: _____		
In-Stream: yes _____ no _____			

	APPLICANT (Owner/Developer)	Erosion Control Consultant/Engineer
Business Name	Village of Broadview	Ciorba Group, Inc.
Address City/State/Zip	2734 South Ninth Avenue, Broadview, IL 60155	8725 W Higgins Road, Chicago, IL 60631
Contact Name	Matthew Ames	Tony Wolff, P.E., CFM
E-Mail Address	mames@broadview-il.gov	twolff@ciorba.com
Phone	708-681-3602	773-355-2961
Fax		

Current Project Name and Phase number: W 21st Street over Addison Creek Bridge Replacement Location (Municipality): Broadview, IL

Job site contact person: TBD E-Mail Address: _____

On site Contact's Phone number: _____ Fax number: _____

Village/Municipal contact person: Matthew Ames Phone # 708-681-3602

Township, range, & section: TWP 39N, R 12 E, Section 22 Nearest Intersection: Between W 21 St and S 19th Ave and W 21st St and S 21st Ave

Proposed land use: Bridge replacement and minor roadway/stream grading improvements Acreage of disturbance: 0.39 acres

Army Corps application number (if applicable): To be submitted

Construction start date: April 2026 Anticipated construction completion date: October 2026

The applicant agrees to the following conditions:

1. Submit all required information listed on the following pages for each phase of development, regarding the soil erosion and sediment control (SE/SC) plan. Submit one complete SE/SC plan set for review. Upon plan approval, submit two sets of the final SE/SC Plan. One stamped & signed copy will be returned. The stamped set is to be kept on the project site.
2. Upon submittal of this application, pay the applicable fee (fee worksheet attached), in accordance with total acres of disturbance to the original topography and/or vegetation, in-stream and wetland disturbance, and the length of the project.
3. If the SWCD does not receive all required items within **30 days**, the item that has been submitted may be mailed back to you.
4. Notify representatives of the Soil and Water Conservation District of the pre-construction meeting.
5. Allow SWCD District representative the right to conduct on-site investigations throughout all active construction phases to determine whether all necessary SE/SC practices have been installed and are functioning properly.
6. Upon commencement of earthwork or construction, document SE/SC practices with all information being accurate and complete.
7. Comply with the SWCD's written and verbal recommendations regarding:
 - A. The SE/SC plan and corrections or changes made thereto.
 - B. Installation and maintenance requirements of the SE/SC practices on-site.
8. Pay additional costs incurred by the SWCD in response to repeated non-compliance issues.
9. If any changes occur to the plans, schedules, etc., the applicant shall be responsible for notifying the Soil and Water Conservation District.
10. If SWCD is not contacted (in writing) prior to commencement of construction, the pre-construction notification fee will be forfeited.
11. If construction does not commence within 36 months of plan approval, the project will be closed. Fees will not be returned.

Upon receipt of all required information, the SE/SC plan will be reviewed within **15 working days** and all involved parties will be notified whether or not the plan meets technical standards.

Applicant's Signature: _____ Date: 7/10/25

Table 1	SESC Fee Schedule	Review Fee	Inspect Fee
Section 1	Initial Application Fee		
	Construction Site 0-4 acres	\$300	\$690
	Construction Site 5-9 acres	\$370	\$690
	Construction Site 10-14 acres	\$485	\$1450
	Construction Site 15-19 acres	\$530	\$1935
	Construction Site 20-29 acres	\$550	\$2900
	Construction Site 30-39 acres	\$600	\$2900
	Construction Site 40-49 acres	\$645	\$3315
**	> 50 acres contact SWCD for a site specific fee		
Section 2	In-Stream or Stream-side work Fee		
	0-2 Month project length	\$700	
	2-4 Month project length	\$1400	
	4-6 month project length	\$2100	
	6-8 month project length	\$2800	
	8-10 month project length	\$3500	
	10-12 month project length	\$4200	
Section 3	Utilities, Railroads, or Linear Projects		
	\$425.00 for each wetland impacted/crossed	\$425 per wetland	
Section 4	Application Extension Fee		
	1/3 of the Original Review Fee	1/3 of Review	
Section 5	Re-Submittal Fee		
	\$110.00	\$110	
Section 6	Non-Compliance Fee		
	Will be notified by letter- Billable at	\$95/hr	

For a fee calculator, see next page.

**For projects > 50 acres or any other unique project as determined by the SWCD Board of Directors, a modified fee schedule may be developed on an individual basis, based upon the size, complexity, and duration.

ALL FEES ARE SUBJECT TO YEARLY INCREASES.

SEND REQUIRED INFORMATION WITH FEE PAYABLE TO:

North Cook SWCD
640 Cosman Road
Elk Grove Village, IL. 60007

Phone: 224-875-7580

WWW.NORTHCOOKSWCD.ORG

*This review will be issued on a non-discriminatory basis without regard to race, color, religion, national origin, age, gender, handicap or marital status.
The North Cook County Soil and Water Conservation District is a non-taxing nonprofit local government.*

Fee Calculator and Worksheet

Step 1: Review Fee			
Acres of disturbance*	0.39 acres		Line 1
Enter review fee using table 1	\$ 300		Line 2
Step 2: Inspection Fee			
Length of project (whole years)	1		Line 3
<i>NOTE: Prorated fees (partial years) will be invoiced & may delay your application.</i>			
Enter inspection fee using table 1	\$ 690		Line 4
Multiply line 3 and line 4	\$ 690		Line 5
Step 3: In-Stream or Stream-Side Work Fee (If not applicable, enter \$0 in line 7 and go to step 4)			
Length of Work (months – round up)	3.5 months		Line 6
Enter fee using table 2	\$ 1,400		Line 7
Step 4: Linear Project** (If not applicable, enter \$0 in line 10 and go to step 5)			
Enter the number of impacted wetlands on line 8	_____		Line 8
Wetland impact fee	\$ _____		Line 9
Multiply line 8 and line 9	\$ _____		Line 10
Step 5: Total Fee			
Sum Lines 2, 5, 7, 10	\$ 2,390		Line 11
<i>*For all projects above 50 acres in size or any other unique project as determined by the NCCSWCD Board of Directors, a modified fee schedule will be developed on an individual basis, based upon the size, scope, complexity, and duration of the project.</i>			
<i>**Linear projects refer to roadway or utility projects</i>			
<i>Please remit this worksheet with your payment.</i>			

Total Fee = Review Fee + Inspect fee + In-Stream Fee* + Wetland Impact Fee* + Pre-construction notice fee

*if applicable

Site Plan Checklist

The soil erosion and sediment control plan cannot be reviewed until all of the following information is submitted for each upcoming active construction phase:

1. Existing site conditions and natural resources present, including:

- ☒ Site boundaries and adjacent lands which accurately identify site location.
- ☒ Buildings, roads and utilities.
- ☒ Topography, vegetation, drainage patterns, subwatershed delineation, critical erosion areas, and any subsurface drainage tiles.
- ☒ Wetland and floodplain delineation. Please show the boundaries on the construction plans.
- ☒ Adjacent areas that affect or are affecting the project site, e.g. drainage onto or through the site affecting wetlands, streams, lakes, and drainage areas downstream.
- ☒ Vicinity map.
- ☒ Show areas where trees and vegetation are to be preserved.
- ☒ Map legend, including north arrow and scale on all materials submitted.

2. Final site conditions, including:

- ☒ An accurate depiction of post-construction appearance, e.g. utilities, roads, buildings, open space.
- ☒ Locations, dimensions, cross sections and elevations of all (temporary and permanent) stormwater management facilities (including sediment basins), plus inlet and outlet locations.
- ☒ Surface flow direction, including sheet flow and concentrated flow direction.
- ☒ Post-construction topography, **final contours should be easily distinguished** (2-foot contour is preferred) including subwatershed delineations.

3. A complete soil erosion and sediment control plan, including:

- ☒ Location and detailed drawings of all permanent and temporary soil erosion and sediment control practices.
- ☒ A schedule outlining the installation of the practices with the responsible parties identified.
- ☒ Inspection, and maintenance schedules with responsible parties identified.
- ☒ Seeding information: rates, species, dates, fertilization, temporary or permanent.
- ☒ Location and dimension of all temporary soil and aggregate stockpiles.
- ☒ Details and plan concerning construction site dewatering.

4. Locations, dimension & phase timeline of all land disturbing activities, including:

- ☒ Designate construction limits, areas that will be disturbed and areas of wetland fill.
- ☒ Describe grading and building schedule and phasing timeline.
- ☒ Create and submit a construction sequence for any in-stream work and/or critical areas.

Narrative Checklist

The soil erosion and sediment control plan cannot be reviewed until all of the following information is submitted for each upcoming active construction phase:

- ☒ **Project description** - Briefly describes the nature and purpose of the land disturbing activity, and the area (acres) to be disturbed.
- ☒ **Existing site conditions**- A description of the existing topography, vegetation, drainageways, subsurface drain tile, buildings, roads and utilities.
- ☒ **Adjacent areas** - A description of neighboring areas such as streams, lakes, residential areas, roads, etc. which might be affected by the land disturbance. Describe any adjacent or neighboring activities that may affect the soil erosion and sediment control plan.
- ☒ **Off-site areas**- Will any other areas be disturbed? Describe any off-site land disturbing activities.
- ☒ **Critical areas** - A description of areas on the site which have potentially serious problems, e.g. steep or long slopes, channels, intermittent streams, and side hill seeps.
- ☒ **Soil erosion and sediment control measures**- A description of the methods which will be used to control erosion and sedimentation on the site. Control methods should meet the standards in section 4 of the Illinois Urban Manual.
- ☒ **Construction Sequence**- A sequence of events for construction in and near creeks, streams, or other critical areas.
- ☒ **Permanent stabilization**- A brief description including specifications of how the site will be stabilized after construction is completed.
- ☒ **Calculations**- Detailed calculations for the design of temporary sediment basins, permanent stormwater detention basins, diversions, channels, etc. Include pre and post development runoff.
- ☒ **Detail drawings**- Include detail drawings from the Illinois Urban Manual. Any structural practices used that are not referenced to the Illinois Urban Manual or local handbooks should be explained and illustrated with detail drawings.
- ☒ **Operation and Maintenance** - Provide a schedule of maintenance for all temporary and permanent erosion and sediment control practices to ensure that they perform properly. Identify the parties responsible for maintenance.



DEPARTMENT OF THE ARMY
U.S. ARMY CORPS OF ENGINEERS, CHICAGO DISTRICT
231 SOUTH LA SALLE STREET, SUITE 1500
CHICAGO IL 60604-1437

July 22, 2025

Regulatory Branch (LRC-2024-00196)

SUBJECT: Nationwide Permit Verification for 21st Street Bridge Replacement over Addison Creek, Village of Broadview, Cook County, Illinois (Latitude 41.85117, Longitude -87.856668)

Matthew Ames
Village of Broadview
2350 S. 25th Ave
Broadview, Illinois 60153

Dear Mr. Ames:

The U.S. Army Corps of Engineers, Chicago District, has completed its review of your pre-construction notification for the above referenced project, dated July 10, 2025, for authorization under the Nationwide Permit (NWP) Number 14 – Linear Transportation Projects, submitted on your behalf by Ciorba Group.

This determination covers only your project as described above and as shown in project plans titled, "21st Street Over Addison Creek Erosion Control And Landscape Plan", dated July 28, 2025, prepared by Ciorba Group. Caution must be taken to prevent construction materials and activities from impacting waters of the United States beyond the scope of this authorization. If the design, location, or purpose of the project is changed, it is recommended that you contact this office to determine the need for further authorization.

The subject activity may be performed without further authorization from this office provided that the activity complies with the NWP terms and general conditions, the regional conditions for Illinois, the special conditions listed below, and the Section 401 Water Quality Certification ("WQC") conditions added by the Illinois Environmental Protection Agency ("IEPA"). The NWP Program terms, general conditions, and regional conditions are listed in the enclosed NWP Summary. The WQC conditions are listed in the enclosed Fact Sheet.

Specifically, we wish to draw your attention to General Condition 21, which requires permittees to notify our office immediately in the event of discovery of previously unknown human remains, Native American cultural items, or archaeological artifacts; and a term of the NWP program, which states that NWPs do not obviate the need to obtain other federal, state, or local permits, approvals, or authorizations required by law.

In addition to the general, regional, and water quality conditions of this permit verification, the following special conditions also apply to this verification:

1. Work in the waterway should be timed to take place during low or no-flow conditions. Low flow conditions are flow at or below the normal water elevation.

2. The plan must be designed to allow for the conveyance of the 2-year peak flow past the work area without overtopping the cofferdam. The Corps has the discretion to reduce this requirement if documented by the applicant to be infeasible or unnecessary.

3. Water shall be isolated from the in-stream work area using a cofferdam constructed of non-erodible materials (steel sheets, aqua barriers, rip rap and geotextile liner, etc.). Earthen cofferdams are not permissible.

4. The cofferdam must be constructed from the upland area and no equipment may enter flowing water at any time. If the installation of the cofferdam cannot be completed from shore and access is needed to reach the area to be coffered, other measures, such as the construction of a causeway, will be necessary to ensure that equipment does not enter the water. Once the cofferdam is in place and the isolated area is dewatered, equipment may enter the coffered area to perform the required work.

5. If bypass pumping is necessary, the intake hose shall be placed on a stable surface or floated to prevent sediment from entering the hose. The bypass discharge shall be placed on a non-erodible, energy dissipating surface prior to rejoining the stream flow and shall not cause erosion. Filtering of bypass water is not necessary unless the bypass water has become sediment-laden as a result of the current construction activities.

6. During dewatering of the coffered work area, all sediment-laden water must be filtered to remove sediment. Possible options for sediment removal include baffle systems, anionic polymers systems, dewatering bags, or other appropriate methods. Water shall have sediment removed prior to being re-introduced to the downstream waterway. A stabilized conveyance from the dewatering device to the waterway must be identified in the plan. Discharge water is considered clean if it does not result in a visually identifiable degradation of water clarity.

7. The portion of the side slope that is above the observed water elevation shall be stabilized as specified in the plans prior to accepting flows. The substrate and toe of slope that has been disturbed due to construction activities shall be restored to proposed or pre-construction conditions and fully stabilized prior to accepting flows.

Please note that IEPA has issued Section 401 Water Quality Certification for this NWP. The conditions of this WQC are automatically conditions of this NWP verification and are included in the enclosed Fact Sheet. If you have any questions regarding Section 401 certification, please contact IEPA's Division of Water Pollution Control, Permit Section #15, by telephone at (217) 785-6939.

This verification is valid until March 14, 2026, when NWP14 – Linear Transportation Projects is scheduled to be modified, reissued, or revoked. Furthermore, if you commence or are under contract to commence this activity before the date the NWP is modified, reissued, or revoked, you will have 12 months from the date of the modification, reissuance or revocation to complete the activity under the present terms and conditions. Failure to comply with the general and regional conditions of this NWP, or any project-specific special conditions of this authorization, may result in the suspension or revocation of your authorization.

Once you have completed the authorized activity, please sign and return the enclosed compliance certification as required by General Condition 30. If you have any questions, please contact me by telephone at (312) 846-5544, or email at Stasi.F.Brown@usace.army.mil.

Sincerely,

**Stasi
Brown**  Digitally signed
by Stasi Brown
Date: 2025.07.22
14:27:22 -05'00'

Stasi Brown
Senior Project Manager
Regulatory Branch

Enclosures

Ciorba Group (Tony Wolff)



**PERMIT COMPLIANCE
CERTIFICATION**

Permit Number: LRC-2024-00196
Permittee: Matthew Ames
Village of Broadview
Date: July 22, 2025

I hereby certify that the work authorized by the above-referenced permit has been completed in accordance with the terms and conditions of said permit and if applicable, compensatory wetland mitigation was completed in accordance with the approved mitigation plan.¹

PERMITTEE

DATE

Within 30 days after completion of the activity authorized by this permit and any mitigation required by the permit, this certification must be signed and returned to the following address:

Email to: ChicagoRequests@usace.army.mil
Subject: Compliance Certification, LRC-2024-00196

Please note that your permitted activity is subject to compliance inspections by Corps of Engineers representatives. If you fail to comply with this permit, you may be subject to permit suspension, modification, or revocation.

¹ If compensatory mitigation was required as part of your authorization, you are certifying that the mitigation area has been graded and planted in accordance with the approved plan. You are acknowledging that the maintenance and monitoring period will begin after a site inspection by a Corps of Engineers representative or after thirty days of the Corps' receipt of this certification. You agree to comply with all permit terms and conditions, including additional reporting requirements, for the duration of the maintenance and monitoring period.



Illinois Environmental Protection Agency

2520 West Iles Avenue • P.O. Box 19276 • Springfield • Illinois • 62794-9276 • (217) 782-3397

Uncontaminated Soil Certification
by Licensed Professional Engineer or Licensed Professional Geologist
for Use of Uncontaminated Soil as Fill in a CCDD or Uncontaminated Soil Fill Operation LPC-663

Revised in accordance with 35 Ill. Adm. Code 1100, as
amended by PCB R2012-009 (eff. Aug. 27, 2012)

This certification form is to be used by professional engineers and professional geologists to certify, pursuant to 35 Ill. Adm. Code 1100.205(a)(1)(B), that soil (i) is uncontaminated soil and (ii) is within a pH range of 6.26 to 9.0. If you have questions about this form, please telephone the Bureau of Land Permit Section at 217/524-3300.

This form may be completed online, saved locally, printed and signed, and submitted to prospective clean construction or demolition debris (CCDD) fill operations or uncontaminated soil fill operations.

I. Source Location Information

(Describe the location of the source of the uncontaminated soil)

Project Name: 21st Street Bridge over Addison Creek Replacement Office Phone Number, if available: _____

Physical Site Location (address, including number and street):

W 21st Street, approximately 110 ft east of S 21st Avenue to approximately 370 ft west of 19th Avenue

City: Broadview State: IL Zip Code: 60155

County: Cook Township: _____

Lat/Long of approximate center of site in decimal degrees (DD.ddddd) to five decimal places (e.g., 40.67890, -90.12345):

Latitude: 41.85118 Longitude: - 87.85669

(Decimal Degrees)

(-Decimal Degrees)

Identify how the lat/long data were determined:

☐ GPS ☐ Map Interpolation ☐ Photo Interpolation ☐ Survey ☐ Other

Approximate center of Project Area using Google Earth (decimal degrees)

IEPA Site Number(s), if assigned: BOL: _____ BOW: _____ BOA: _____

Approximate Start Date (mm/dd/yyyy): _____ Approximate End Date (mm/dd/yyyy): _____

Estimated Volume of debris (cu. Yd.): _____

II. Owner/Operator Information for Source Site

Site Owner

Name: Edwin Hancock Engineering Co.

Street Address: 9933 Roosevelt Road

PO Box: _____

City: Westchester State: IL

Zip Code: 60154 Phone: 708-865-0300

Contact: Chris Baker, PE

Email, if available: cbaker @ehancock.com

Site Operator

Name: _____

Street Address: _____

PO Box: _____

City: _____ State: _____

Zip Code: _____ Phone: _____

Contact: _____

Email, if available: _____

This Agency is authorized to require this information under Section 4 and Title X of the Environmental Protection Act (415 ILCS 5/4, 5/39). Failure to disclose this information may result in: a civil penalty of not to exceed \$50,000 for the violation and an additional civil penalty of not to exceed \$10,000 for each day during which the violation continues (415 ILCS 5/42). This form has been approved by the Forms Management Center.

III. Basis for Certification and Attachments

For each item listed below, reference the attachments to this form that provide the required information.

- a. A Description of the soil sample points and how they were determined to be sufficient in number and appropriately located 35 Ill. Adm. Code 1100.610(a)]:

There were eleven (11) PIPs identified from the database review, historical aerial photographs, or site visit in connection with the Project Area. A total of 4 borings were advanced within the Project Area on May 27, 2025 and 2 borings on June 18, 2025. Soil borings were advanced to provide coverage of proposed excavation areas and to characterize urban fill.

- b. Analytical soil testing results to show that soil chemical constituents comply with the maximum allowable concentrations established pursuant to 35 Ill. Adm. Code Part 1100, Subpart F and that the soil pH is within the range of 6.25 to 9.0, including the documentation of chain of custody control, a copy of the lab analysis; the accreditation status of the laboratory performing the analysis; and certification by an authorized agent of the laboratory that the analysis has been performed in accordance with the Agency's rules for the accreditation of environmental and the scope of the accreditation [35 Ill. Adm. Code 1100.201 (g), 1100.205(a), 1100.610]:

Samples were analyzed for one or more of: VOCs; PNAs; TAL metals (-Al); TCLP; SPLP; Arsenic; & soil pH. Results at each boring achieved the MACs, with soil pH at acceptable range for CCDD disposal, except for the CCDD Exclusion Area SB-1 (0'-10' deep), see attached documentation. Refer to attached lab reports 25-4585, 25-4907 and 25-5632 for details.

IV. Certification Statement, Signature and Seal of Licensed Professional Engineer or Licensed Professional Geologist

I, Jeremy J. Reynolds, P.G. (name of licensed professional engineer or geologist)
certify under penalty of law that the information submitted, including but not limited to, all attachments and other information, is to the best of my knowledge and belief, true, accurate and complete. In accordance with the Environmental Protection Act [415 ILCS 5/22.51 or 22.51a] and 35 Ill. Adm. Code 1100.205(a), I certify that the soil from this site is uncontaminated soil. I also certify that the soil pH is within the range of 6.25 to 9.0. In addition, I certify that the soil has not been removed from the site as part of a cleanup or removal of contaminants. All necessary documentation is attached.

Any person who knowingly makes a false, fictitious, or fraudulent material statement, orally or in writing, to the Illinois EPA commits a Class 4 felony. A second or subsequent offense after conviction is a Class 3 felony. (415 ILCS 5/44(h))

Company Name: Huff & Huff, Inc., a subsidiary of GZA GeoEnvironmental, Inc.


Street Address: 915 Harger Road, Suite 330

City: Oak Brook State: IL Zip Code: 60523

Phone: _____

Jeremy J. Reynolds, P.G.

Printed Name:


Licensed Professional Engineer or
Licensed Professional Geologist Signature:

Jul 9, 2025
Date:



P.E or L.P.G. Seal:

AGGREGATE SUBGRADE IMPROVEMENT (BDE)

Effective: April 1, 2012

Revised: April 1, 2022

Add the following Section to the Standard Specifications:

“SECTION 303. AGGREGATE SUBGRADE IMPROVEMENT

303.01 Description. This work shall consist of constructing an aggregate subgrade improvement (ASI).

303.02 Materials. Materials shall be according to the following.

Item	Article/Section
(a) Coarse Aggregate	1004.07
(b) Reclaimed Asphalt Pavement (RAP)	1031.09

303.03 Equipment. The vibratory roller shall be according to Article 1101.01, or as approved by the Engineer. Vibratory machines, such as tampers, shall be used in areas where rollers do not fit.

303.04 Soil Preparation. The minimum immediate bearing value (IBV) of the soil below the improved subgrade shall be according to the Department’s “Subgrade Stability Manual” for the aggregate thickness specified.

303.05 Placing and Compacting. The maximum nominal lift thickness of aggregate gradations CA 2, CA 6, and CA 10 when compacted shall be 9 in. (225 mm). The maximum nominal lift thickness of aggregate gradations CS 1, CS 2, and RR 1 when compacted shall be 24 in. (600 mm).

The top surface of the aggregate subgrade improvement shall consist of a layer of capping aggregate gradations CA 6 or CA 10 that is 3 in. (75 mm) thick after compaction. Capping aggregate will not be required when aggregate subgrade improvement is used as a cubic yard pay item for undercut applications.

Each lift of aggregate shall be compacted to the satisfaction of the Engineer. If the moisture content of the material is such that compaction cannot be obtained, sufficient water shall be added so that satisfactory compaction can be obtained.

303.06 Finishing and Maintenance. The aggregate subgrade improvement shall be finished to the lines, grades, and cross sections shown on the plans, or as directed by the Engineer. The aggregate subgrade improvement shall be maintained in a smooth and compacted condition.

303.07 Method of Measurement. This work will be measured for payment according to Article 311.08.

303.08 Basis of Payment. This work will be paid for at the contract unit price per cubic yard (cubic meter) or ton (metric ton) for AGGREGATE SUBGRADE IMPROVEMENT or at the contract unit price per square yard (square meter) for AGGREGATE SUBGRADE IMPROVEMENT, of the thickness specified.”

Add the following to Section 1004 of the Standard Specifications:

“1004.07 Coarse Aggregate for Aggregate Subgrade Improvement (ASI). The aggregate shall be according to Article 1004.01 and the following.

(a) Description. The coarse aggregate shall be crushed gravel, crushed stone, or crushed concrete. In applications where greater than 24 in. (600 mm) of ASI material is required, gravel may be used below the top 12 in (300 mm) of ASI.

(b) Quality. The coarse aggregate shall consist of sound durable particles reasonably free of deleterious materials.

(c) Gradation.

(1) The coarse aggregate gradation for total ASI thickness less than or equal to 12 in. (300 mm) shall be CA 2, CA 6, CA 10, or CS 1.

The coarse aggregate gradation for total ASI thickness greater than 12 in. (300 mm) shall be CS 1 or CS 2 as shown below or RR 1 according to Article 1005.01(c).

	COARSE AGGREGATE SUBGRADE GRADATIONS				
Grad No.	Sieve Size and Percent Passing				
	8”	6”	4”	2”	#4
CS 1	100	97 ± 3	90 ± 10	45 ± 25	20 ± 20
CS 2		100	80 ± 10	25 ± 15	

	COARSE AGGREGATE SUBGRADE GRADATIONS (Metric)				
Grad No.	Sieve Size and Percent Passing				
	200 mm	150 mm	100 mm	50 mm	4.75 mm
CS 1	100	97 ± 3	90 ± 10	45 ± 25	20 ± 20
CS 2		100	80 ± 10	25 ± 15	

(2) Capping aggregate shall be gradation CA 6 or CA 10.”

Add the following to Article 1031.09 of the Standard Specifications:

“(b) RAP in Aggregate Subgrade Improvement (ASI). RAP in ASI shall be according to Articles 1031.01(a), 1031.02(a), 1031.06(a)(1), and 1031.06(a)(2), and the following.

- (1) The testing requirements of Article 1031.03 shall not apply.
- (2) Crushed RAP used for the lower lift may be mechanically blended with aggregate gradations CS 1, CS 2, and RR 1 but it shall be no greater than 40 percent of the total product volume. RAP agglomerations shall be no greater than 4 in. (100 mm).
- (3) For capping aggregate, well graded RAP having 100 percent passing the 1 1/2 in. (38 mm) sieve may be used when aggregate gradations CS 1, CS 2, CA 2, or RR 1 are used in the lower lift. FRAP will not be permitted as capping material.

Blending shall be through calibrated interlocked feeders or a calibrated blending plant such that the prescribed blending percentage is maintained throughout the blending process. The calibration shall have an accuracy of ± 2.0 percent of the actual quantity of material delivered.”

80274

CEMENT, FINELY DIVIDED MINERALS, ADMIXTURES; CONCRETE, AND MORTAR (BDE)

Effective: January 1, 2025

Revise the first paragraph of Article 285.05 of the Standard Specifications to read:

“285.05 Fabric Formed Concrete Revetment Mat. The grout shall consist of a mixture of cement, fine aggregate, and water so proportioned and mixed as to provide a pumpable slurry. Fly ash or ground granulated blast furnace (GGBF) slag, and concrete admixtures may be used at the option of the Contractor. The grout shall have an air content of not less than 6.0 percent nor more than 9.0 percent of the volume of the grout. The mix shall obtain a compressive strength of 2500 psi (17,000 kPa) at 28 days according to Article 1020.09.”

Revise Article 302.02 of the Standard Specifications to read:

“302.02 Materials. Materials shall be according to the following.

Item	Article/Section
(a) Cement	1001
(b) Water	1002
(c) Hydrated Lime	1012.01
(d) By-Product, Hydrated Lime	1012.02
(e) By-Product, Non-Hydrated Lime	1012.03
(f) Lime Slurry	1012.04
(g) Fly Ash	1010
(h) Soil for Soil Modification (Note 1)	1009.01
(i) Bituminous Materials (Note 2)	1032

Note 1. This soil requirement only applies when modifying with lime (slurry or dry).

Note 2. The bituminous materials used for curing shall be emulsified asphalt RS-2, CRS-2, HFE 90, or HFE 150; rapid curing liquid asphalt RC-70; or medium curing liquid asphalt MC-70 or MC-250.”

Revise Article 312.07(c) of the Standard Specifications to read:

“(c) Cement1001”

Add Article 312.07(i) of the Standard Specifications to read:

“(i) Ground Granulated Blast Furnace (GGBF) Slag1010”

Revise the first paragraph of Article 312.09 of the Standard Specifications to read:

“312.09 Proportioning and Mix Design. At least 60 days prior to start of placing CAM II, the Contractor shall submit samples of materials to be used in the work for proportioning and testing.

The mixture shall contain a minimum of 200 lb (120 kg) of cement per cubic yard (cubic meter). Cement may be replaced with fly ash or ground granulated blast furnace (GGBF) slag according to Article 1020.05(c)(1) or 1020.05(c)(2), respectively, however the minimum cement content in the mixture shall be 170 lbs/cu yd (101 kg/cu m). Blends of coarse and fine aggregates will be permitted, provided the volume of fine aggregate does not exceed the volume of coarse aggregate. The Engineer will determine the proportions of materials for the mixture according to the "Portland Cement Concrete Level III Technician Course" manual. However, the Contractor may substitute their own mix design. Article 1020.05(a) shall apply, and a Level III PCC Technician shall develop the mix design."

Revise Article 352.02 of the Standard Specifications to read:

"352.02 Materials. Materials shall be according to the following.

Item	Article/Section
(a) Cement (Note 1)	1001
(b) Soil for Soil-Cement Base Course	1009.03
(c) Water	1002
(d) Bituminous Materials (Note 2)	1032

Note 1. Bulk cement may be used for the traveling mixing plant method if the equipment for handling, weighing, and spreading the cement is approved by the Engineer.

Note 2. The bituminous materials used for curing shall be emulsified asphalt RS-2, CRS-2, HFE 90, or HFE 150; rapid curing liquid asphalt RC-70; or medium curing liquid asphalt MC-70 or MC-250."

Revise Article 404.02 of the Standard Specifications to read:

"404.02 Materials. Materials shall be according to the following.

Item	Article/Section
(a) Cement	1001
(b) Water	1002
(c) Fine Aggregate	1003.08
(d) Bituminous Material (Tack Coat)	1032.06
(e) Emulsified Asphalts (Note 1) (Note 2)	1032.06
(f) Fiber Modified Joint Sealer	1050.05
(g) Additives (Note 3)	

Note 1. When used for slurry seal, the emulsified asphalt shall be CQS-1h according to Article 1032.06(b).

Note 2. When used for micro-surfacing, the emulsified asphalt shall be CQS-1hP according to Article 1032.06(e).

Note 3. Additives may be added to the emulsion mix or any of the component materials to provide the control of the quick-traffic properties. They shall be included as part of the mix design and be compatible with the other components of the mix.

Revise the last sentence of the fourth paragraph of Article 404.08 of the Standard Specifications to read:

“When approved by the Engineer, the sealant may be dusted with fine sand, cement, or mineral filler to prevent tracking.”

Revise Note 2 of Article 516.02 of the Standard Specifications to read:

“Note 2. The sand-cement grout mix shall be according to Section 1020 and shall be a 1:1 blend of sand and cement comprised of a Type I, IL, or II cement at 185 lb/cu yd (110 kg/cu m). The maximum water cement ratio shall be sufficient to provide a flowable mixture with a typical slump of 10 in. (250 mm).”

Revise Note 2 of Article 543.02 of the Standard Specifications to read:

“Note 2. The grout mixture shall be 6.50 hundredweight/cu yd (385 kg/cu m) of cement plus fine aggregate and water. Fly ash or ground granulated blast furnace (GGBF) slag may replace a maximum of 5.25 hundredweight/cu yd (310 kg/cu m) of the cement. The water/cement ratio, according to Article 1020.06, shall not exceed 0.60. An air-entraining admixture shall be used to produce an air content, according to Article 1020.08, of not less than 6.0 percent nor more than 9.0 percent of the volume of the grout. The Contractor shall have the option to use a water-reducing or high range water-reducing admixture.”

Revise Article 583.01 of the Standard Specifications to read:

“**583.01 Description.** This work shall consist of placing cement mortar along precast, prestressed concrete bridge deck beams as required for fairing out any unevenness between adjacent deck beams prior to placing of waterproofing membrane and surfacing.”

Revise Article 583.02(a) of the Standard Specifications to read:

“(a) Cement1001”

Revise the first paragraph of Article 583.03 of the Standard Specifications to read:

“**583.03 General.** This work shall only be performed when the air temperature is 45 °F (7 °C) and rising. The mixture for cement mortar shall consist of three parts sand to one part cement by volume. The amount of water shall be no more than that necessary to produce a workable, plastic mortar.”

Revise Note 2/ in Article 1003.01(b) of the Standard Specifications to read:

“2/ Applies only to sand. Sand exceeding the colorimetric test standard of 11 (Illinois Modified AASHTO T 21) will be checked for mortar making properties according to Illinois Modified ASTM C 87 and shall develop a compressive strength at the age of 14 days when using Type I, IL, or II cement of not less than 95 percent of the comparable standard.

Revise the second sentence of Article 1003.02(e)(1) of the Standard Specifications to read:

“The test will be performed with Type I, IL, or II portland cement having a total equivalent alkali content ($\text{Na}_2\text{O} + 0.658\text{K}_2\text{O}$) of 0.90 percent or greater.”

Revise the first sentence of the second paragraph of Article 1003.02(e)(3) of the Standard Specifications to read:

“The ASTM C 1293 test shall be performed with Type I, IL, or II portland cement having a total equivalent alkali content ($\text{Na}_2\text{O} + 0.658\text{K}_2\text{O}$) of 0.80 percent or greater.”

Revise the second sentence of Article 1004.02(g)(1) of the Standard Specifications to read:

“The test will be performed with Type I, IL, or II portland cement having a total equivalent alkali content ($\text{Na}_2\text{O} + 0.658\text{K}_2\text{O}$) of 0.90 percent or greater.”

Revise Article 1017.01 of the Standard Specifications to read:

“1017.01 Requirements. The mortar shall be high-strength according to ASTM C 387 and shall have a minimum 80.0 percent relative dynamic modulus of elasticity when tested by the Department according to Illinois Modified AASHTO T 161 or AASHTO T 161 when tested by an independent lab. The high-strength mortar shall have a water-soluble chloride ion content of less than 0.40 lb/cu yd (0.24 kg/cu m). The test shall be performed according to ASTM C 1218, and the high-strength mortar shall have an age of 28 to 42 days at the time of test. The ASTM C 1218 test shall be performed by an independent lab a minimum of once every five years, and the test results shall be provided to the Department. Mixing of the high-strength mortar shall be according to the manufacturer’s specifications. The Department will maintain a qualified product list.”

Revise the fourth sentence of Article 1018.01 of the Standard Specifications to read:

“The ASTM C 1218 test shall be performed by an independent lab a minimum of once every five years, and the test results shall be provided to the Department.”

Revise Article 1019.02 of the Standard Specifications to read:

“1019.02 Materials. Materials shall be according to the following.

Item	Article/Section
(a) Cement	1001
(b) Water	1002

- (c) Fine Aggregate for Controlled Low-Strength Material (CLSM) 1003.06
- (d) Fly Ash 1010
- (e) Ground Granulated Blast Furnace (GGBF) Slag..... 1010
- (f) Admixtures (Note 1)

Note 1. The air-entraining admixture may be in powder or liquid form. Prior to approval, a CLSM air-entraining admixture will be evaluated by the Department. The admixture shall be able to meet the air content requirements of Mix 2. The Department will maintain a qualified product list.”

Revise Article 1019.05 of the Standard Specifications to read:

“**1019.05 Department Mix Design.** The Department mix design shall be Mix 1, 2, or 3 and shall be proportioned to yield approximately one cubic yard (cubic meter).

Mix 1	
Cement	50 lb (30 kg)
Fly Ash – Class C or F, and/or GGBF Slag	125 lb (74 kg)
Fine Aggregate – Saturated Surface Dry	2900 lb (1720 kg)
Water	50-65 gal (248-322 L)
Air Content	No air is entrained

Mix 2	
Cement	125 lb (74 kg)
Fine Aggregate – Saturated Surface Dry	2500 lb (1483 kg)
Water	35-50 gal (173-248 L)
Air Content	15-25 %

Mix 3	
Cement	40 lb (24 kg)
Fly Ash – Class C or F, and/or GGBF Slag	125 lb (74 kg)
Fine Aggregate – Saturated Surface Dry	2500 lb (1483 kg)
Water	35-50 gal (179-248 L)
Air Content	15-25 %”

Revise Article 1020.04, Table 1, Note (8) of the Standard Specifications to read:

“(8) In addition to the Type III portland cement, 100 lb/cu yd of ground granulated blast-furnace slag and 50 lb/cu yd of microsilica (silica fume) shall be used. For an air temperature greater than 85 °F, the Type III portland cement may be replaced with Type I, IL, or II portland cement.”

Revise Article 1020.04, Table 1 (Metric), Note (8) of the Standard Specifications to read:

“(8) In addition to the Type III portland cement, 60 kg/cu m of ground granulated blast-furnace slag and 30 kg/cu m of microsilica (silica fume) shall be used. For an air temperature greater than 30 °C, the Type III portland cement may be replaced with Type I, IL, or II portland cement.”

Revise the second paragraph of Article 1020.05(a) of the Standard Specifications to read:

“For a mix design using a portland-pozzolan cement, portland blast-furnace slag cement, portland-limestone cement, or replacing portland cement with finely divided minerals per Articles 1020.05(c) and 1020.05(d), the Contractor may submit a mix design with a minimum portland cement content less than 400 lbs/cu yd (237 kg/cu m), but not less than 375 lbs/cu yd (222 kg/cu m), if the mix design is shown to have a minimum relative dynamic modulus of elasticity of 80 percent determined according to AASHTO T 161. Testing shall be performed by an independent laboratory accredited by AASHTO re:source for Portland Cement Concrete.”

Revise the first sentence of the first paragraph of Article 1020.05(b) of the Standard Specifications to read:

“Corrosion inhibitors and concrete admixtures shall be according to the qualified product lists.”

Delete the fourth and fifth sentences of the second paragraph of Article 1020.05(b) of the Standard Specifications.

Revise the third sentence of the second paragraph of Article 1020.05(b)(5) of the Standard Specifications to read:

“The qualified product lists of concrete admixtures shall not apply.”

Revise second paragraph of Article 1020.05(b)(10) of the Standard Specifications to read:

“When calcium nitrite is used, it shall be added at the rate of 4 gal/cu yd (20 L/cu m) and shall be added to the mix immediately after all compatible admixtures have been introduced to the batch. Other corrosion inhibitors shall be added per the manufacturer’s specifications.”

Delete the third paragraph of Article 1020.05(b)(10) of the Standard Specifications.

Revise Article 1020.15(b)(1)c. of the Standard Specifications to read:

“c. The minimum portland cement content in the mixture shall be 375 lbs/cu yd (222 kg/cu m). When the total of organic processing additions, inorganic processing additions, and limestone addition exceed 5.0 percent in the cement, the minimum portland cement content in the mixture shall be 400 lbs/cu yd (237 kg/cu m). For a drilled shaft, foundation, footing, or substructure, the

minimum portland cement may be reduced to as low as 330 lbs/cu yd (196 kg/cu m) if the concrete has adequate freeze/thaw durability. The Contractor shall provide freeze/thaw test results according to AASHTO T 161, and the relative dynamic modulus of elasticity of the mix design shall be a minimum of 80 percent. Testing shall be performed by an independent laboratory accredited by AASHTO re:source for Portland Cement Concrete. Freeze/thaw testing will not be required for concrete that will not be exposed to freezing and thawing conditions as determined by the Engineer.”

Revise Article 1021.01 of the Standard Specifications to read:

“1021.01 General. Admixtures shall be furnished in liquid or powder form ready for use. The admixtures shall be delivered in the manufacturer's original containers, bulk tank trucks or such containers or tanks as are acceptable to the Engineer. Delivery shall be accompanied by a ticket which clearly identifies the manufacturer, the date of manufacture, and trade name of the material. Containers shall be readily identifiable as to manufacturer, the date of manufacture, and trade name of the material they contain.

Concrete admixtures shall be on one of the Department's qualified product lists. Unless otherwise noted, admixtures shall have successfully completed and remain current with the AASHTO Product Eval and Audit Concrete Admixture (CADD) testing program. For admixture submittals to the Department; the product brand name, manufacturer name, admixture type or types, an electronic link to the product's technical data sheet, and the NTPEP testing number which contains an electronic link to all test data shall be provided. In addition, a letter shall be submitted certifying that no changes have been made in the formulation of the material since the most current round of tests conducted by AASHTO Product Eval and Audit. After 28 days of testing by AASHTO Product Eval and Audit, air-entraining admixtures may be provisionally approved and used on Departmental projects. For all other admixtures, unless otherwise noted, the time period after which provisionally approved status may be earned is 6 months.

The manufacturer shall include the following in the submittal to the AASHTO Product Eval and Audit CADD testing program: the manufacturing range for specific gravity, the midpoint and manufacturing range for residue by oven drying, and manufacturing range of pH. The submittal shall also include an infrared spectrophotometer trace no more than five years old.

For air-entraining admixtures according to Article 1021.02, the specific gravity allowable manufacturing range established by the manufacturer shall be according to AASHTO M 194. For residue by oven drying and pH, the allowable manufacturing range and test methods shall be according to AASHTO M 194.

For admixtures according to Articles 1021.03, 1021.04, 1021.05, 1021.06, 1021.07, and 1021.08, the pH allowable manufacturing range established by the manufacturer shall be according to ASTM E 70. For specific gravity and residue by oven drying, the allowable manufacturing range and test methods shall be according to AASHTO M 194.

All admixtures, except chloride-based accelerators, shall contain a maximum of 0.3 percent chloride by weight (mass) as determined by an appropriate test method. To verify the test result, the Department will use Illinois Modified AASHTO T 260, Procedure A, Method 1.

Prior to final approval of an admixture, the Engineer reserves the right to request a sample for testing. The test and reference concrete mixtures tested by the Engineer will contain a cement content of 5.65 cwt/cu yd (335 kg/cu m). For freeze-thaw testing, the Department will perform the test according to Illinois Modified AASHTO T 161. The flexural strength test will be performed according to AASHTO T 177. If the Engineer decides to test the admixture, the manufacturer shall submit AASHTO T 197 water content and set time test results on the standard cement used by the Department. The manufacturer may select their lab or an independent lab to perform this testing. The laboratory is not required to be accredited by AASHTO.

Random field samples may be taken by the Department to verify an admixture meets specification. A split sample will be provided to the manufacturer if requested. Admixtures that do not meet specification requirements or an allowable manufacturing range established by the manufacturer shall be replaced with new material.”

Revise Article 1021.03 of the Standard Specifications to read:

“1021.03 Retarding and Water-Reducing Admixtures. The admixture shall be according to the following.

- (a) Retarding admixtures shall be according to AASHTO M 194, Type B (retarding) or Type D (water-reducing and retarding).
- (b) Water-reducing admixtures shall be according to AASHTO M 194, Type A.
- (c) High range water-reducing admixtures shall be according to AASHTO M 194, Type F (high range water-reducing) or Type G (high range water-reducing and retarding).”

Revise Article 1021.05 of the Standard Specifications to read:

“1021.05 Self-Consolidating Admixtures. Self-consolidating admixture systems shall consist of either a high range water-reducing admixture only or a high range water-reducing admixture combined with a separate viscosity modifying admixture. The one or two component admixture system shall be capable of producing a concrete that can flow around reinforcement and consolidate under its own weight without additional effort and without segregation.

High range water-reducing admixtures shall be according to AASHTO M 194, Type F.

Viscosity modifying admixtures shall be according to AASHTO M 194, Type S (specific performance).”

Revise Article 1021.06 of the Standard Specifications to read:

“1021.06 Rheology-Controlling Admixture. Rheology-controlling admixtures shall be capable of producing a concrete mixture with a lower yield stress that will consolidate easier for slipform applications used by the Contractor. Rheology-controlling admixtures shall be according to AASHTO M 194, Type S (specific performance).”

Revise Article 1021.07 of the Standard Specifications to read:

“1021.07 Corrosion Inhibitor. The corrosion inhibitor shall be according to one of the following.

(a) Calcium Nitrite. Corrosion inhibitors shall contain a minimum 30 percent calcium nitrite by weight (mass) of solution and shall comply with either the requirements of AASHTO M 194, Type C (accelerating) or the requirements of ASTM C 1582. The corrosion inhibiting performance requirements of ASTM C 1582 shall not apply.

(b) Other Materials. The corrosion inhibitor shall be according to ASTM C 1582.

For submittals requiring testing according to ASTM M 194, Type C (accelerating), the admixture shall meet the requirements of the AASHTO Product Eval and Audit CADD testing program according to Article 1021.01.

For submittals requiring testing according to ASTM C 1582, a report prepared by an independent laboratory accredited by AASHTO re:source for portland cement concrete shall be provided. The report shall show the results of physical tests conducted no more than five years prior to the time of submittal, according to applicable specifications. However, ASTM G 109 test information specified in ASTM C 1582 is not required to be from an independent accredited lab. All other information in ASTM C 1582 shall be from an independent accredited lab. Test data and other information required to be submitted to AASHTO Product Eval and Audit according to Article 1021.01, shall instead be submitted directly to the Department.”

Add Article 1021.08 of the Standard Specifications as follows:

“1021.08 Other Specific Performance Admixtures. Other specific performance admixtures shall, at a minimum, be according to AASHTO M 194, Type S (specific performance). The Department also reserves the right to require other testing, as determined by the Engineer, to show evidence of specific performance characteristics.

Initial testing according to AASHTO M 194 may be conducted under the AASHTO Product Eval and Audit CADD testing program according to Article 1021.01, or by an independent laboratory accredited by AASHTO re:source for Portland Cement Concrete. In either case, test data and other information required to be submitted to AASHTO Product Eval and Audit according to Article 1021.01, shall also be submitted directly to the Department. The independent accredited lab report shall show the results of physical tests conducted no more than five years prior to the time of submittal, according to applicable specifications.”

Revise Article 1024.01 of the Standard Specifications to read:

“1024.01 Requirements for Grout. The grout shall be proportioned by dry volume, thoroughly mixed, and shall have a minimum temperature of 50 °F (10 °C). Water shall not exceed the minimum needed for placement and finishing.

Materials for the grout shall be according to the following.

Item	Article/Section
(a) Cement	1001
(b) Water	1002
(c) Fine Aggregate	1003.02
(d) Fly Ash	1010
(e) Ground Granulated Blast Furnace (GGBF) Slag.....	1010
(f) Concrete Admixtures	1021”

Revise Note 1 of Article 1024.02 of the Standard Specifications to read:

“Note 1. Nonshrink grout shall be according to Illinois Modified ASTM C 1107.

The nonshrink grout shall have a water-soluble chloride ion content of less than 0.40 lb/cu yd (0.24 kg/cu m). The test shall be performed according to ASTM C 1218, and the grout shall have an age of 28 to 42 days at the time of test. The ASTM C 1218 test shall be performed by an independent lab a minimum of once every five years, and the test results shall be provided to the Department. Mixing of the nonshrink grout shall be according to the manufacturer’s specifications. The Department will maintain a qualified product list.”

Revise Article 1029.02 of the Standard Specifications to read:

“1029.02 Materials. Materials shall be according to the following.

Item	Article/Section
(a) Cement.....	1001
(b) Fly Ash	1010
(c) Ground Granulated Blast Furnace (GGBF) Slag	1010
(d) Water.....	1002
(e) Fine Aggregate.....	1003
(f) Concrete Admixtures	1021
(g) Foaming Agent (Note 1)	

Note 1. The manufacturer shall submit infrared spectrophotometer trace and test results indicating the foaming agent meets the requirements of ASTM C 869 in order to be on the Department’s qualified product list. Submitted data/results shall not be more than five years old.”

Revise the second paragraph of Article 1103.03(a)(4) the Standard Specifications to read:

“The dispenser system shall provide a visual indication that the liquid admixture is actually entering the batch, such as via a transparent or translucent section of tubing or by independent check with an integrated secondary metering device. If approved by the Engineer, an alternate indicator may be used for admixtures dosed at rates of 25 oz/cwt (1630 mL/100 kg) or greater, such as accelerating admixtures, corrosion inhibitors, and viscosity modifying admixtures.”

Revise the first two sections of Check Sheet #11 of the Supplemental Specifications and Recurring Special Provisions to read:

“Description. This work shall consist of filling voids beneath rigid and composite pavements with cement grout.

Materials. Materials shall be according to the following Articles of Division 1000 - Materials of the Standard Specifications:

Item	Article/Section
(a) Cement	1001
(b) Water	1002
(c) Fly Ash	1010
(d) Ground Granulated Blast Furnace (GGBF) Slag.....	1010
(e) Admixtures	1021
(f) Packaged Rapid Hardening Mortar or Concrete	1018”

Revise the third paragraph of Materials Note 2 of Check Sheet #28 of the Supplemental Specifications and Recurring Special Provisions to read:

“The Department will maintain a qualified product list of synthetic fibers, which will include the minimum required dosage rate. For the minimum required fiber dosage rate based on the Illinois Modified ASTM C 1609 test, a report prepared by an independent laboratory accredited by AASHTO re:source for Portland Cement Concrete shall be provided. The report shall show results of tests conducted no more than five years prior to the time of submittal.”

80460

COMPENSABLE DELAY COSTS (BDE)

Effective: June 2, 2017

Revised: April 1, 2019

Revise Article 107.40(b) of the Standard Specifications to read:

“(b) Compensation. Compensation will not be allowed for delays, inconveniences, or damages sustained by the Contractor from conflicts with facilities not meeting the above definition; or if a conflict with a utility in an unanticipated location does not cause a shutdown of the work or a documentable reduction in the rate of progress exceeding the limits set herein. The provisions of Article 104.03 notwithstanding, compensation for delays caused by a utility in an unanticipated location will be paid according to the provisions of this Article governing minor and major delays or reduced rate of production which are defined as follows.

- (1) Minor Delay. A minor delay occurs when the work in conflict with the utility in an unanticipated location is completely stopped for more than two hours, but not to exceed two weeks.
- (2) Major Delay. A major delay occurs when the work in conflict with the utility in an unanticipated location is completely stopped for more than two weeks.
- (3) Reduced Rate of Production Delay. A reduced rate of production delay occurs when the rate of production on the work in conflict with the utility in an unanticipated location decreases by more than 25 percent and lasts longer than seven calendar days.”

Revise Article 107.40(c) of the Standard Specifications to read:

“(c) Payment. Payment for Minor, Major, and Reduced Rate of Production Delays will be made as follows.

- (1) Minor Delay. Labor idled which cannot be used on other work will be paid for according to Article 109.04(b)(1) and (2) for the time between start of the delay and the minimum remaining hours in the work shift required by the prevailing practice in the area.

Equipment idled which cannot be used on other work, and which is authorized to standby on the project site by the Engineer, will be paid for according to Article 109.04(b)(4).

- (2) Major Delay. Labor will be the same as for a minor delay.

Equipment will be the same as for a minor delay, except Contractor-owned equipment will be limited to two weeks plus the cost of move-out to either the

Contractor's yard or another job and the cost to re-mobilize, whichever is less. Rental equipment may be paid for longer than two weeks provided the Contractor presents adequate support to the Department (including lease agreement) to show retaining equipment on the job is the most economical course to follow and in the public interest.

- (3) Reduced Rate of Production Delay. The Contractor will be compensated for the reduced productivity for labor and equipment time in excess of the 25 percent threshold for that portion of the delay in excess of seven calendar days. Determination of compensation will be in accordance with Article 104.02, except labor and material additives will not be permitted.

Payment for escalated material costs, escalated labor costs, extended project overhead, and extended traffic control will be determined according to Article 109.13."

Revise Article 108.04(b) of the Standard Specifications to read:

"(b) No working day will be charged under the following conditions.

- (1) When adverse weather prevents work on the controlling item.
- (2) When job conditions due to recent weather prevent work on the controlling item.
- (3) When conduct or lack of conduct by the Department or its consultants, representatives, officers, agents, or employees; delay by the Department in making the site available; or delay in furnishing any items required to be furnished to the Contractor by the Department prevents work on the controlling item.
- (4) When delays caused by utility or railroad adjustments prevent work on the controlling item.
- (5) When strikes, lock-outs, extraordinary delays in transportation, or inability to procure critical materials prevent work on the controlling item, as long as these delays are not due to any fault of the Contractor.
- (6) When any condition over which the Contractor has no control prevents work on the controlling item."

Revise Article 109.09(f) of the Standard Specifications to read:

- "(f) Basis of Payment. After resolution of a claim in favor of the Contractor, any adjustment in time required for the work will be made according to Section 108. Any adjustment in the costs to be paid will be made for direct labor, direct materials, direct equipment, direct jobsite overhead, direct offsite overhead, and other direct costs allowed by the resolution. Adjustments in costs will not be made for interest charges, loss of anticipated profit, undocumented loss of efficiency, home office overhead and unabsorbed overhead

other than as allowed by Article 109.13, lost opportunity, preparation of claim expenses and other consequential indirect costs regardless of method of calculation.

The above Basis of Payment is an essential element of the contract and the claim cost recovery of the Contractor shall be so limited.”

Add the following to Section 109 of the Standard Specifications.

“109.13 Payment for Contract Delay. Compensation for escalated material costs, escalated labor costs, extended project overhead, and extended traffic control will be allowed when such costs result from a delay meeting the criteria in the following table.

Contract Type	Cause of Delay	Length of Delay
Working Days	Article 108.04(b)(3) or Article 108.04(b)(4)	No working days have been charged for two consecutive weeks.
Completion Date	Article 108.08(b)(1) or Article 108.08(b)(7)	The Contractor has been granted a minimum two week extension of contract time, according to Article 108.08.

Payment for each of the various costs will be according to the following.

- (a) Escalated Material and/or Labor Costs. When the delay causes work, which would have otherwise been completed, to be done after material and/or labor costs have increased, such increases will be paid. Payment for escalated material costs will be limited to the increased costs substantiated by documentation furnished by the Contractor. Payment for escalated labor costs will be limited to those items in Article 109.04(b)(1) and (2), except the 35 percent and 10 percent additives will not be permitted.
- (b) Extended Project Overhead. For the duration of the delay, payment for extended project overhead will be paid as follows.
 - (1) Direct Jobsite and Offsite Overhead. Payment for documented direct jobsite overhead and documented direct offsite overhead, including onsite supervisory and administrative personnel, will be allowed according to the following table.

Original Contract Amount	Supervisory and Administrative Personnel
Up to \$5,000,000	One Project Superintendent
Over \$ 5,000,000 - up to \$25,000,000	One Project Manager, One Project Superintendent or Engineer, and One Clerk
Over \$25,000,000 - up to \$50,000,000	One Project Manager, One Project Superintendent, One Engineer, and

	One Clerk
Over \$50,000,000	One Project Manager, Two Project Superintendents, One Engineer, and One Clerk

(2) Home Office and Unabsorbed Overhead. Payment for home office and unabsorbed overhead will be calculated as 8 percent of the total delay cost.

(c) Extended Traffic Control. Traffic control required for an extended period of time due to the delay will be paid for according to Article 109.04.

When an extended traffic control adjustment is paid under this provision, an adjusted unit price as provided for in Article 701.20(a) for increase or decrease in the value of work by more than ten percent will not be paid.

Upon payment for a contract delay under this provision, the Contractor shall assign subrogation rights to the Department for the Department's efforts of recovery from any other party for monies paid by the Department as a result of any claim under this provision. The Contractor shall fully cooperate with the Department in its efforts to recover from another party any money paid to the Contractor for delay damages under this provision."

80384

CONSTRUCTION AIR QUALITY – DIESEL RETROFIT (BDE)

Effective: June 1, 2010

Revised: January 1, 2025

The reduction of emissions of particulate matter (PM) for off-road equipment shall be accomplished by installing retrofit emission control devices. The term “equipment” refers to diesel fuel powered devices rated at 50 hp and above, to be used on the jobsite in excess of seven calendar days over the course of the construction period on the jobsite (including rental equipment).

Contractor and subcontractor diesel powered off-road equipment assigned to the contract shall be retrofitted according to the table below.

Horsepower Range	Model Year and Older
50-99	2003
100-299	2002
300-599	2000
600-749	2001
750 and up	2005

The retrofit emission control devices shall achieve a minimum PM emission reduction of 50 percent and shall be:

- a) Included on the U.S. Environmental Protection Agency (USEPA) *Verified Retrofit Technology List* (<https://www.epa.gov/verified-diesel-tech/verified-technologies-list-clean-diesel>), or verified by the California Air Resources Board (CARB) (<http://www.arb.ca.gov/diesel/verdev/vt/cvt.htm>); or
- b) Retrofitted with a non-verified diesel retrofit emission control device if verified retrofit emission control devices are not available for equipment proposed to be used on the project, and if the Contractor has obtained a performance certification from the retrofit device manufacturer that the emission control device provides a minimum PM emission reduction of 50 percent.

Note: Large cranes (Crawler mounted cranes) which are responsible for critical lift operations are exempt from installing retrofit emission control devices if such devices adversely affect equipment operation.

Diesel powered off-road equipment with engine ratings of 50 hp and above, which are unable to be retrofitted with verified emission control devices or if performance certifications are not available which will achieve a minimum 50 percent PM reduction, may be granted a waiver by the Department if documentation is provided showing good faith efforts were made by the Contractor to retrofit the equipment.

Construction shall not proceed until the Contractor submits a certified list of the diesel powered off-road equipment that will be used, and as necessary, retrofitted with emission control devices. The list(s) shall include (1) the equipment number, type, make, Contractor/rental company name; and (2) the emission control devices make, model, USEPA or CARB verification number, or performance certification from the retrofit device manufacturer. Equipment reported as fitted with emissions control devices shall be made available to the Engineer for visual inspection of the device installation, prior to being used on the jobsite.

The Contractor shall submit an updated list of retrofitted off-road construction equipment as retrofitted equipment changes or comes on to the jobsite. The addition or deletion of any diesel powered equipment shall be included on the updated list.

If any diesel powered off-road equipment is found to be in non-compliance with any portion of this special provision, the Engineer will issue the Contractor a diesel retrofit deficiency deduction.

Any costs associated with retrofitting any diesel powered off-road equipment with emission control devices shall be considered as included in the contract unit prices bid for the various items of work involved and no additional compensation will be allowed. The Contractor's compliance with this notice and any associated regulations shall not be grounds for a claim.

Diesel Retrofit Deficiency Deduction

When the Engineer determines that a diesel retrofit deficiency exists, a daily monetary deduction will be imposed for each calendar day or fraction thereof the deficiency continues to exist. The calendar day(s) will begin when the time period for correction is exceeded and end with the Engineer's written acceptance of the correction. The daily monetary deduction will be \$1,000.00 for each deficiency identified.

The deficiency will be based on lack of diesel retrofit emissions control.

If a Contractor accumulates three diesel retrofit deficiency deductions for the same piece of equipment in a contract period, the Contractor will be shutdown until the deficiency is corrected. Such a shutdown will not be grounds for any extension of the contract time, waiver of penalties, or be grounds for any claim.

80261

DISADVANTAGED BUSINESS ENTERPRISE PARTICIPATION (BDE)

Effective: September 1, 2000

Revised: January 2, 2025

1. OVERVIEW AND GENERAL OBLIGATION. The Department of Transportation, as a recipient of federal financial assistance, is required to take all necessary and reasonable steps to ensure nondiscrimination in the award and administration of contracts. Consequently, the federal regulatory provisions of 49 CFR Part 26 apply to this contract concerning the utilization of disadvantaged business enterprises. For the purposes of this Special Provision, a disadvantaged business enterprise (DBE) means a business certified in accordance with the requirements of 49 CFR Part 26 and listed in the Illinois Unified Certification Program (IL UCP) DBE Directory. Award of the contract is conditioned on meeting the requirements of 49 CFR Part 26, and failure by the Contractor to carry out the requirements of Part 26 is a material breach of the contract and may result in the termination of the contract or such other remedies as the Department deems appropriate.
2. CONTRACTOR ASSURANCE. All assurances set forth in FHWA 1273 are hereby incorporated by reference and will be physically attached to the final contract and all subcontracts.
3. CONTRACT GOAL TO BE ACHIEVED BY THE CONTRACTOR. The Department has determined the work of this contract has subcontracting opportunities that may be suitable for performance by DBE companies and that, in the absence of unlawful discrimination and in an arena of fair and open competition, DBE companies can be expected to perform 11 % of the work. This percentage is set as the DBE participation goal for this contract. Consequently, in addition to the other award criteria established for this contract, the Department will only award this contract to a bidder who makes a good faith effort to meet this goal of DBE participation in the performance of the work in accordance with the requirements of 49 CFR 26.53 and SBE Memorandum No. 24-02.
4. IDENTIFICATION OF CERTIFIED DBE. Information about certified DBE Contractors can be found in the Illinois UCP Directory. Bidders can obtain additional information and assistance with identifying DBE-certified companies at the Department's website or by contacting the Department's Bureau of Small Business Enterprises at (217) 785-4611.
5. BIDDING PROCEDURES. Compliance with this Special Provision and SBE Policy Memorandum 24-02 is a material bidding requirement. The following shall be included with the bid.
 - (a) DBE Utilization Plan (form SBE 2026) documenting enough DBE participation has been obtained to meet the goal, or a good faith effort has been made to meet the goal even though the efforts did not succeed in obtaining enough DBE participation to meet the goal.

- (b) Applicable DBE Participation Statement (form SBE 2023, 2024, and/or 2025) for each DBE firm the bidder has committed to perform the work to achieve the contract goal.

The required forms and documentation shall be submitted as a single .pdf file using the "Integrated Contractor Exchange (iCX)" application within the Department's "EBids System".

The Department will not accept a bid if it does not meet the bidding procedures set forth herein and the bid will be declared non-responsive. A bidder declared non-responsive for failure to meet the bidding procedures will not give rise to an administrative reconsideration. In the event the bid is declared non-responsive, the Department may elect to cause the forfeiture of the penal sum of the bidder's proposal guaranty and may deny authorization to bid the project if re-advertised for bids.

6. UTILIZATION PLAN EVALUATION. The contract will not be awarded until the Utilization Plan is approved. All information submitted by the bidder must be complete, accurate, and adequately document the bidder has committed to DBE participation sufficient to meet the goal, or that the bidder has made good faith efforts to do so, in the event the bidder cannot meet the goal, in order for the Department to commit to the performance of the contract by the bidder.

The Utilization Plan will be approved by the Department if the Utilization Plan documents sufficient commercially useful DBE work to meet the contract goal or the Department determines, based upon the documentation submitted, that the bidder has made a good faith effort to meet the contract goal pursuant to 49 CFR Part 26, Appendix A and the requirements of SBE 2026.

If the Department determines that a good faith effort has not been made, the Department will notify the responsible company official designated in the Utilization Plan of that determination in accordance with SBE Policy Memorandum 24-02.

7. CALCULATING DBE PARTICIPATION. The Utilization Plan values represent work the bidder commits to have performed by the specified DBEs and paid for upon satisfactory completion. The Department is only able to count toward the achievement of the overall goal and the contract goal the value of payments made for the work actually performed by DBE firms. In addition, a DBE must perform a commercially useful function on the contract to be counted. A commercially useful function is generally performed when the DBE is responsible for the work and is carrying out its responsibilities by actually performing, managing, and supervising the work involved. The Department and Contractor are governed by the provisions of 49 CFR Part 26.55(c) on questions of commercially useful functions as it affects the work. Specific guidelines for counting goal credit are provided in 49 CFR Part 26.55. In evaluating Utilization Plans for award the Department will count goal credit as set forth in Part 26 and in accordance with SBE Policy Memorandum 24-02.
8. CONTRACT COMPLIANCE. The Contractor must utilize the specific DBEs listed to perform the work and supply the materials for which each DBE is listed in the Contractor's approved Utilization Plan, unless the Contractor obtains the Department's written consent to terminate the DBE or any portion of its work. The DBE Utilization Plan approved by SBE is a

condition-of-award, and any deviation to that Utilization Plan, the work set forth therein to be performed by DBE firms, or the DBE firms specified to perform that work, must be approved, in writing, by the Department in accordance with federal regulatory requirements. Deviation from the DBE Utilization Plan condition-of-award without such written approval is a violation of the contract and may result in termination of the contract or such other remedy the Department deems appropriate. The following administrative procedures and remedies govern the compliance by the Contractor with the contractual obligations established by the Utilization Plan.

- (a) **NOTICE OF DBE PERFORMANCE.** The Contractor shall provide the Engineer with at least three days advance notice of when all DBE firms are expected to perform the work committed under the Contractor's Utilization Plan.
- (b) **SUBCONTRACT.** If awarded the contract, the Contractor is required to enter into written subcontracts with all DBE firms indicated in the approved Utilization Plan and must provide copies of fully executed DBE subcontracts to the Department upon request. Subcontractors shall ensure that all lower tier subcontracts or agreements with DBEs to supply labor or materials be performed in accordance with this Special Provision.
- (c) **PAYMENT TO DBE FIRMS.** The Department is prohibited by federal regulations from crediting the participation of a DBE included in the Utilization Plan toward either the contract goal or the Department's overall goal until the amount to be applied toward the goal has been paid to the DBE. The Contractor shall document and report all payments for work performed by DBE certified firms in accordance with Article 109.11 of the Standard Specifications. All records of payment for work performed by DBE certified firms shall be made available to the Department upon request.
- (d) **FINAL PAYMENT.** After the performance of the final item of work or trucking, or delivery of material by a DBE and final payment to the DBE by the Contractor, but not later than 30 calendar days after payment has been made by the Department to the Contractor for such work or material, the Contractor shall submit a DBE Payment Agreement (form SBE 2115) to the Engineer. If the Contractor does not have the full amount of work indicated in the Utilization Plan performed by the DBE companies indicated in the Utilization Plan and after good faith efforts are reviewed, the Department may deduct from contract payments to the Contractor the amount of the goal not achieved as liquidated and ascertained damages.
- (g) **ENFORCEMENT.** The Department reserves the right to withhold payment to the Contractor to enforce the provisions of this Special Provision. Final payment shall not be made on the contract until such time as the Contractor submits sufficient documentation demonstrating achievement of the goal in accordance with this Special Provision or after liquidated damages have been determined and collected.

EROSION CONTROL BLANKET (BDE)

Effective: August 1, 2025

Revise Article 251.02 of the Standard Specifications to read:

“251.02 Materials. Materials shall be according to the following.

Item	Article/Section
(a) Compost	1081.05(b)
(b) Mulch	1081.06(a)
(c) Chemical Mulch Binder	1081.06(a)(3)
(d) Chemical Compost Binder	1081.06(a)(4)
(e) Erosion Control Blanket	1081.10(a)
(f) Wildlife Friendly Erosion Control Blanket	1081.10(b)
(g) Wire Staples	1081.10(c)
(h) Wood Stakes	1081.10(d)
(i) Turf Reinforcement Mat	1081.10(e)”

Revise the first and second sentences of Article 251.04 of the Standard Specifications to read:

“251.04 Erosion Control Blanket. All erosion control blanket materials shall be placed on the areas specified within 24 hours of seed placement.”

Revise the second paragraph of Article 251.04 of the Standard Specifications to read:

“After the area has been properly shaped, fertilized (when applicable), and seeded, the blanket shall be laid out flat, evenly, and smoothly, without stretching the material. The erosion control blanket shall be placed according to the manufacture’s recommendations.”

Revise the second sentence of Article 251.06(b) of the Standard Specifications to read:

“Erosion control blanket, wildlife friendly erosion control blanket, and turf reinforcement mat will be measured for payment in square yards (square meters).”

Revise Article 251.07 of the Standard Specifications to read:

“251.07 Basis of Payment. This work will be paid for at the contract unit price per acre (hectare) for MULCH, of the method specified; and at the contract unit price per square yard (square meter) for EROSION CONTROL BLANKET, WILDLIFE FRIENDLY EROSION CONTROL BLANKET, or TURF REINFORCEMENT MAT.”

Revise first sentence of Article 280.04(h) of the Standard Specifications to read:

“This system consists of temporarily installing erosion control blanket or wildlife friendly erosion control blanket over areas that are to be reworked during a later construction phase.”

Revise Article 280.08(g) of the Standard Specifications to read:

“(g) Temporary Erosion Control Blanket. Temporary erosion control blanket will be paid for at the contract unit price per square yard (square meter) for TEMPORARY EROSION CONTROL BLANKET or TEMPORARY WILDLIFE FRIENDLY EROSION CONTROL BLANKET.

The work of removing, storing, and reinstalling the blanket over areas to be reworked more than once will not be paid for separately but shall be included in the cost of the temporary erosion control blanket or temporary wildlife friendly erosion control blanket.”

Revise Article 1081.10 of the Standard Specifications to read:

“**1081.10 Erosion Control Blankets.** The manufacturer shall furnish a certificate with each shipment stating the amount of product furnished and that the material complies with these requirements.

(a) Erosion Control Blanket. Erosion control blanket shall be covered on top and bottom, also known as double net, with a 100 percent biodegradable woven, natural fiber or jute net meeting the following.

Material	Minimum Value
Excelsior	80%
Straw	100%
Coconut or Coir	100% Coconut or Coir
Straw/Coconut or Coir	70% Straw / 30% Coconut or Coir

(b) Wildlife Friendly Erosion Control Blanket. Wildlife friendly erosion control blanket shall be according to Article 1081.10(a) except the netting shall be loose weave, also known as leno weave or gauze weave, with a moveable joint.

(c) Wire Staples. Staples shall be made from No. 11 gauge or heavier uncoated black carbon steel wire, a minimum of 1 in. (25 mm) wide at the top and a minimum overall length of 8 in. (200 mm).

(d) Wood Stakes. Hardwood blanket anchors shall be nominally 7 in. (180 mm) long from neck of hook to tip of anchor. The anchor shall have a minimum 1/2 in. (13 mm) curving hook to hold the blanket in place.

(e) Turf Reinforcement Mat (TRM). The TRM shall be comprised of non-degradable, ultraviolet stabilized synthetic fibers, filaments, netting, and/or wire mesh processed into

a three-dimensional reinforced mat. The mats may include degradable material to assist with vegetation establishment. Soil filled mats will not be allowed.

The TRM shall meet the following physical and performance properties:

Property	Value	Test Method
Tensile Strength, lb/ft (kN/m)	150 (2.19) min.	ASTM D 6818
UV Stability, (% Tensile Retained)	80 min.	ASTM D 4355 (1000 Hour Exposure)
Resiliency, (% Thickness Retained)	80 min.	ASTM D 6524
Allowable Shear Stress, lb/sq ft (Pa) ^{1/}	8 (384)	ECTC approved test method and independent laboratory

1/ Minimum shear stress the TRM (fully vegetated) can sustain without physical damage or excess erosion (> 1/2 in. (13 mm) soil loss) during a 30 minute flow event in large scale testing.

For TRMs containing degradable components, all property values shall be obtained on the non-degradable portion of the matting alone.”

80467

PERFORMANCE GRADED ASPHALT BINDER (BDE)

Effective: January 1, 2023

Revise Article 1032.05 of the Standard Specifications to read:

“1032.05 Performance Graded Asphalt Binder. These materials will be accepted according to the Bureau of Materials Policy Memorandum, “Performance Graded Asphalt Binder Qualification Procedure.” The Department will maintain a qualified producer list. These materials shall be free from water and shall not foam when heated to any temperature below the actual flash point. Air blown asphalt, recycle engine oil bottoms (ReOB), and polyphosphoric acid (PPA) modification shall not be used.

When requested, producers shall provide the Engineer with viscosity/temperature relationships for the performance graded asphalt binders delivered and incorporated in the work.

- (a) Performance Graded (PG) Asphalt Binder. The asphalt binder shall meet the requirements of AASHTO M 320, Table 1 “Standard Specification for Performance Graded Asphalt Binder” for the grade shown on the plans and the following.

Test	Parameter
Small Strain Parameter (AASHTO PP 113) BBR, ΔT_c , 40 hrs PAV (40 hrs continuous or 2 PAV at 20 hrs)	-5 °C min.

- (b) Modified Performance Graded (PG) Asphalt Binder. The asphalt binder shall meet the requirements of AASHTO M 320, Table 1 “Standard Specification for Performance Graded Asphalt Binder” for the grade shown on the plans.

Asphalt binder modification shall be performed at the source, as defined in the Bureau of Materials Policy Memorandum, “Performance Graded Asphalt Binder Qualification Procedure.”

Modified asphalt binder shall be safe to handle at asphalt binder production and storage temperatures or HMA construction temperatures. Safety Data Sheets (SDS) shall be provided for all asphalt modifiers.

- (1) Polymer Modification (SB/SBS or SBR). Elastomers shall be added to the base asphalt binder to achieve the specified performance grade and shall be either a styrene-butadiene diblock, triblock copolymer without oil extension, or a styrene-butadiene rubber. The polymer modified asphalt binder shall be smooth, homogeneous, and be according to the requirements shown in Table 1 or 2 for the grade shown on the plans.

Table 1 - Requirements for Styrene-Butadiene Copolymer (SB/SBS) Modified Asphalt Binders		
Test	Asphalt Grade SB/SBS PG 64-28 SB/SBS PG 70-22	Asphalt Grade SB/SBS PG 64-34 SB/SBS PG 70-28 SB/SBS PG 76-22 SB/SBS PG 76-28
Separation of Polymer ITP, "Separation of Polymer from Asphalt Binder" Difference in °F (°C) of the softening point between top and bottom portions	4 (2) max.	4 (2) max.
TESTS ON RESIDUE FROM ROLLING THIN FILM OVEN TEST (AASHTO T 240)		
Elastic Recovery ASTM D 6084, Procedure A, 77 °F (25 °C), 100 mm elongation, %	60 min.	70 min.

Table 2 - Requirements for Styrene-Butadiene Rubber (SBR) Modified Asphalt Binders		
Test	Asphalt Grade SBR PG 64-28 SBR PG 70-22	Asphalt Grade SB/SBS PG 64-34 SB/SBS PG 70-28 SBR PG 76-22 SBR PG 76-28
Separation of Polymer ITP, "Separation of Polymer from Asphalt Binder" Difference in °F (°C) of the softening point between top and bottom portions	4 (2) max.	4 (2) max.
Toughness ASTM D 5801, 77 °F (25 °C), 20 in./min. (500 mm/min.), in.-lbs (N-m)	110 (12.5) min.	110 (12.5) min.
Tenacity ASTM D 5801, 77 °F (25 °C), 20 in./min. (500 mm/min.), in.-lbs (N-m)	75 (8.5) min.	75 (8.5) min.
TESTS ON RESIDUE FROM ROLLING THIN FILM OVEN TEST (AASHTO T 240)		
Elastic Recovery ASTM D 6084, Procedure A, 77 °F (25 °C), 100 mm elongation, %	40 min.	50 min.

- (2) Ground Tire Rubber (GTR) Modification. GTR modification is the addition of recycled ground tire rubber to liquid asphalt binder to achieve the specified performance grade. GTR shall be produced from processing automobile and/or truck tires by the ambient

grinding method or micronizing through a cryogenic process. GTR shall not exceed 1/16 in. (2 mm) in any dimension and shall not contain free metal particles, moisture that would cause foaming of the asphalt, or other foreign materials. A mineral powder (such as talc) meeting the requirements of AASHTO M 17 may be added, up to a maximum of four percent by weight of GTR to reduce sticking and caking of the GTR particles. When tested in accordance with Illinois Modified AASHTO T 27 “Standard Method of Test for Sieve Analysis of Fine and Coarse Aggregates” or AASHTO PP 74 “Standard Practice for Determination of Size and Shape of Glass Beads Used in Traffic Markings by Means of Computerized Optical Method”, a 50 g sample of the GTR shall conform to the following gradation requirements.

Sieve Size	Percent Passing
No. 16 (1.18 mm)	100
No. 30 (600 μ m)	95 \pm 5
No. 50 (300 μ m)	> 20

GTR modified asphalt binder shall be tested for rotational viscosity according to AASHTO T 316 using spindle S27. GTR modified asphalt binder shall be tested for original dynamic shear and RTFO dynamic shear according to AASHTO T 315 using a gap of 2 mm.

The GTR modified asphalt binder shall meet the requirements of Table 3.

Table 3 - Requirements for Ground Tire Rubber (GTR) Modified Asphalt Binders		
Test	Asphalt Grade GTR PG 64-28 GTR PG 70-22	Asphalt Grade GTR PG 76-22 GTR PG 76-28 GTR PG 70-28
TESTS ON RESIDUE FROM ROLLING THIN FILM OVEN TEST (AASHTO T 240)		
Elastic Recovery ASTM D 6084, Procedure A, 77 °F (25 °C), 100 mm elongation, %	60 min.	70 min.

- (3) Softener Modification (SM). Softener modification is the addition of organic compounds, such as engineered flux, bio-oil blends, modified vegetable oils, glycol amines, and fatty acid derivatives, to the base asphalt binder to achieve the specified performance grade. Softeners shall be dissolved, dispersed, or reacted in the asphalt binder to enhance its performance and shall remain compatible with the asphalt binder with no separation. Softeners shall not be added to modified PG asphalt binder as defined in Articles 1032.05(b)(1) or 1032.05(b)(2).

An Attenuated Total Reflectance-Fourier Transform Infrared spectrum (ATR-FTIR) shall be collected for both the softening compound as well as the softener modified

asphalt binder at the dose intended for qualification. The ATR-FTIR spectra shall be collected on unaged softener modified binder, 20-hour Pressurized Aging Vessel (PAV) aged softener modified binder, and 40-hour PAV aged softener modified binder. The ATR-FTIR shall be collected in accordance with Illinois Test Procedure 601. The electronic files spectral files (in one of the following extensions or equivalent: *.SPA, *.SPG, *.IRD, *.IFG, *.CSV, *.SP, *.IRS, *.GAML, *. [0-9], *.IGM, *.ABS, *.DRT, *.SBM, *.RAS) shall be submitted to the Central Bureau of Materials.

Softener modified asphalt binders shall meet the requirements in Table 4.

Table 4 - Requirements for Softener Modified Asphalt Binders		
Test	Asphalt Grade	
	SM PG 46-28	SM PG 46-34
	SM PG 52-28	SM PG 52-34
	SM PG 58-22	SM PG 58-28
	SM PG 64-22	
Small Strain Parameter (AASHTO PP 113) BBR, ΔT_c , 40 hrs PAV (40 hrs continuous or 2 PAV at 20 hrs)	-5°C min.	
Large Strain Parameter (Illinois Modified AASHTO T 391) DSR/LAS Fatigue Property, $\Delta G^* _{peak}$, 40 hrs PAV (40 hrs continuous or 2 PAV at 20 hrs)	≥ 54 %	

The following grades may be specified as tack coats.

Asphalt Grade	Use
PG 58-22, PG 58-28, PG 64-22	Tack Coat"

Revise Article 1031.06(c)(1) and 1031.06(c)(2) of the Standard Specifications to read:

“(1) RAP/RAS. When RAP is used alone or RAP is used in conjunction with RAS, the percentage of virgin ABR shall not exceed the amounts listed in the following table.

HMA Mixtures - RAP/RAS Maximum ABR % ^{1/2/}			
Ndesign	Binder	Surface	Polymer Modified Binder or Surface ^{3/}
30	30	30	10
50	25	15	10
70	15	10	10
90	10	10	10

1/ For Low ESAL HMA shoulder and stabilized subbase, the RAP/RAS ABR shall not exceed 50 percent of the mixture.

- 2/ When RAP/RAS ABR exceeds 20 percent, the high and low virgin asphalt binder grades shall each be reduced by one grade (i.e. 25 percent ABR would require a virgin asphalt binder grade of PG 64-22 to be reduced to a PG 58-28).
- 3/ The maximum ABR percentages for ground tire rubber (GTR) modified mixes shall be equivalent to the percentages specified for SBS/SBR polymer modified mixes.
- (2) FRAP/RAS. When FRAP is used alone or FRAP is used in conjunction with RAS, the percentage of virgin asphalt binder replacement shall not exceed the amounts listed in the following table.

HMA Mixtures - FRAP/RAS Maximum ABR % ^{1/ 2/}			
Ndesign	Binder	Surface	Polymer Modified Binder or Surface ^{3/}
30	55	45	15
50	45	40	15
70	45	35	15
90	45	35	15
SMA	- -	- -	25
IL-4.75	- -	- -	35

- 1/ For Low ESAL HMA shoulder and stabilized subbase, the FRAP/RAS ABR shall not exceed 50 percent of the mixture.
- 2/ When FRAP/RAS ABR exceeds 20 percent for all mixes, the high and low virgin asphalt binder grades shall each be reduced by one grade (i.e. 25 percent ABR would require a virgin asphalt binder grade of PG 64-22 to be reduced to a PG 58-28).
- 3/ The maximum ABR percentages for GTR modified mixes shall be equivalent to the percentages specified for SBS/SBR polymer modified mixes."

Add the following to the end of Note 2 of Article 1030.03 of the Standard Specifications.

"A dedicated storage tank for the ground tire rubber (GTR) modified asphalt binder shall be provided. This tank shall be capable of providing continuous mechanical mixing throughout and/or recirculation of the asphalt binder to provide a uniform mixture. The tank shall be heated and capable of maintaining the temperature of the asphalt binder at 300 °F to 350 °F (149 °C to 177 °C). The asphalt binder metering systems of dryer drum plants shall be calibrated with the actual GTR modified asphalt binder material with an accuracy of ± 0.40 percent."

RAISED REFLECTIVE PAVEMENT MARKERS (BDE)

Effective: November 1, 2025

Revise the eighth sentence of the second paragraph of Article 781.03(a) of the Standard Specifications to read:

“A rapid setting epoxy selected from the Department’s qualified product list for raised reflective pavement markers shall be poured into the cut to within 3/8 in. (9 mm) of the pavement surface.”

Revise the first sentence of Article 1096.01 of the Standard Specifications to read:

“**1096.01 Raised Reflective Pavement Markers.** Raised reflective pavement markers shall meet the following requirements and be on the Department’s qualified product list.”

80473

SEEDING (BDE)

Effective: November 1, 2022

Revise Article 250.07 of the Standard Specifications to read:

“250.07 Seeding Mixtures. The classes of seeding mixtures and combinations of mixtures will be designated in the plans.

When an area is to be seeded with two or more seeding classes, those mixtures shall be applied separately on the designated area within a seven day period. Seeding shall occur prior to placement of mulch cover. A Class 7 mixture can be applied at any time prior to applying any seeding class or added to them and applied at the same time.

TABLE 1 - SEEDING MIXTURES		
Class - Type	Seeds	lb/acre (kg/hectare)
1 Lawn Mixture 1/	Kentucky Bluegrass Perennial Ryegrass <i>Festuca rubra</i> ssp. <i>rubra</i> (Creeping Red Fescue)	100 (110) 60 (70) 40 (50)
1A Salt Tolerant Lawn Mixture 1/	Kentucky Bluegrass Perennial Ryegrass <i>Festuca rubra</i> ssp. <i>rubra</i> (Creeping Red Fescue) <i>Festuca brevipila</i> (Hard Fescue) <i>Puccinellia distans</i> (Fults Saltgrass or Salty Alkaligrass)	60 (70) 20 (20) 20 (20) 20 (20) 60 (70)
1B Low Maintenance Lawn Mixture 1/	Turf-Type Fine Fescue 3/ Perennial Ryegrass Red Top <i>Festuca rubra</i> ssp. <i>rubra</i> (Creeping Red Fescue)	150 (170) 20 (20) 10 (10) 20 (20)
2 Roadside Mixture 1/	<i>Lolium arundinaceum</i> (Tall Fescue) Perennial Ryegrass <i>Festuca rubra</i> ssp. <i>rubra</i> (Creeping Red Fescue) Red Top	100 (110) 50 (55) 40 (50) 10 (10)
2A Salt Tolerant Roadside Mixture 1/	<i>Lolium arundinaceum</i> (Tall Fescue) Perennial Ryegrass <i>Festuca rubra</i> ssp. <i>rubra</i> (Creeping Red Fescue) <i>Festuca brevipila</i> (Hard Fescue) <i>Puccinellia distans</i> (Fults Saltgrass or Salty Alkaligrass)	60 (70) 20 (20) 30 (20) 30 (20) 60 (70)
3 Northern Illinois Slope Mixture 1/	<i>Elymus canadensis</i> (Canada Wild Rye) 5/ Perennial Ryegrass Alsike Clover 4/ <i>Desmanthus illinoensis</i> (Illinois Bundleflower) 4/ 5/ <i>Schizachyrium scoparium</i> (Little Bluestem) 5/ <i>Bouteloua curtipendula</i> (Side-Oats Grama) 5/ <i>Puccinellia distans</i> (Fults Saltgrass or Salty Alkaligrass) Oats, Spring Slender Wheat Grass 5/ Buffalo Grass 5/ 7/	5 (5) 20 (20) 5 (5) 2 (2) 12 (12) 10 (10) 30 (35) 50 (55) 15 (15) 5 (5)
3A Southern Illinois Slope Mixture 1/	Perennial Ryegrass <i>Elymus canadensis</i> (Canada Wild Rye) 5/ <i>Panicum virgatum</i> (Switchgrass) 5/ <i>Schizachyrium scoparium</i> (Little Blue Stem) 5/ <i>Bouteloua curtipendula</i> (Side-Oats Grama) 5/ <i>Dalea candida</i> (White Prairie Clover) 4/ 5/ <i>Rudbeckia hirta</i> (Black-Eyed Susan) 5/ Oats, Spring	20 (20) 20 (20) 10 (10) 12 (12) 10 (10) 5 (5) 5 (5) 50 (55)

Class – Type		Seeds	lb/acre (kg/hectare)
4	Native Grass 2/ 6/	<i>Andropogon gerardi</i>	4 (4)
		(Big Blue Stem) 5/	
		<i>Schizachyrium scoparium</i>	5 (5)
		(Little Blue Stem) 5/	
		<i>Bouteloua curtipendula</i>	5 (5)
		(Side-Oats Grama) 5/	
		<i>Elymus canadensis</i>	1 (1)
		(Canada Wild Rye) 5/	
		<i>Panicum virgatum</i> (Switch Grass) 5/	1 (1)
		<i>Sorghastrum nutans</i> (Indian Grass) 5/	2 (2)
4A	Low Profile Native Grass 2/ 6/	Annual Ryegrass	25 (25)
		Oats, Spring	25 (25)
		Perennial Ryegrass	15 (15)
		<i>Schizachyrium scoparium</i>	5 (5)
		(Little Blue Stem) 5/	
		<i>Bouteloua curtipendula</i>	5 (5)
		(Side-Oats Grama) 5/	
		<i>Elymus canadensis</i>	1 (1)
		(Canada Wild Rye) 5/	
		<i>Sporobolus heterolepis</i>	0.5 (0.5)
4B	Wetland Grass and Sedge Mixture 2/ 6/	Annual Ryegrass	25 (25)
		Oats, Spring	25 (25)
		Wetland Grasses (species below) 5/	6 (6)
		<u>Species:</u>	<u>% By Weight</u>
		<i>Calamagrostis canadensis</i> (Blue Joint Grass)	12
		<i>Carex lacustris</i> (Lake-Bank Sedge)	6
		<i>Carex slipata</i> (Awl-Fruited Sedge)	6
		<i>Carex stricta</i> (Tussock Sedge)	6
		<i>Carex vulpinoidea</i> (Fox Sedge)	6
		<i>Eleocharis acicularis</i> (Needle Spike Rush)	3
		<i>Eleocharis obtusa</i> (Blunt Spike Rush)	3
		<i>Glyceria striata</i> (Fowl Manna Grass)	14
		<i>Juncus effusus</i> (Common Rush)	6
		<i>Juncus tenuis</i> (Slender Rush)	6
		<i>Juncus torreyi</i> (Torrey's Rush)	6
		<i>Leersia oryzoides</i> (Rice Cut Grass)	10
		<i>Scirpus acutus</i> (Hard-Stemmed Bulrush)	3
		<i>Scirpus atrovirens</i> (Dark Green Rush)	3
		<i>Bolboschoenus fluviatilis</i> (River Bulrush)	3
		<i>Schoenoplectus tabernaemontani</i> (Softstem Bulrush)	3
		<i>Spartina pectinata</i> (Cord Grass)	4

Class – Type	Seeds	lb/acre (kg/hectare)
5	Forb with Annuals Mixture 2/ 5/ 6/	Annuals Mixture (Below) Forb Mixture (Below)
		1 (1) 10 (10)
	Annuals Mixture - Mixture not exceeding 25 % by weight of any one species, of the following:	
	<i>Coreopsis lanceolata</i> (Sand Coreopsis) <i>Leucanthemum maximum</i> (Shasta Daisy) <i>Gaillardia pulchella</i> (Blanket Flower) <i>Ratibida columnifera</i> (Prairie Coneflower) <i>Rudbeckia hirta</i> (Black-Eyed Susan)	
	Forb Mixture - Mixture not exceeding 5 % by weight PLS of any one species, of the following:	
	<i>Amorpha canescens</i> (Lead Plant) 4/ <i>Anemone cylindrica</i> (Thimble Weed) <i>Asclepias tuberosa</i> (Butterfly Weed) <i>Aster azureus</i> (Sky Blue Aster) <i>Symphyotrichum leave</i> (Smooth Aster) <i>Aster novae-angliae</i> (New England Aster) <i>Baptisia leucantha</i> (White Wild Indigo) 4/ <i>Coreopsis palmata</i> (Prairie Coreopsis) <i>Echinacea pallida</i> (Pale Purple Coneflower) <i>Eryngium yuccifolium</i> (Rattlesnake Master) <i>Helianthus mollis</i> (Downy Sunflower) <i>Heliopsis helianthoides</i> (Ox-Eye) <i>Liatris aspera</i> (Rough Blazing Star) <i>Liatris pycnostachya</i> (Prairie Blazing Star) <i>Monarda fistulosa</i> (Prairie Bergamot) <i>Parthenium integrifolium</i> (Wild Quinine) <i>Dalea candida</i> (White Prairie Clover) 4/ <i>Dalea purpurea</i> (Purple Prairie Clover) 4/ <i>Physostegia virginiana</i> (False Dragonhead) <i>Potentilla arguta</i> (Prairie Cinquefoil) <i>Ratibida pinnata</i> (Yellow Coneflower) <i>Rudbeckia subtomentosa</i> (Fragrant Coneflower) <i>Silphium laciniatum</i> (Compass Plant) <i>Silphium terebinthinaceum</i> (Prairie Dock) <i>Oligoneuron rigidum</i> (Rigid Goldenrod) <i>Tradescantia ohiensis</i> (Spiderwort) <i>Veronicastrum virginicum</i> (Culver's Root)	

Class – Type	Seeds	lb/acre (kg/hectare)
5A Large Flower Native Forb Mixture 2/ 5/ 6/	Forb Mixture (see below)	5 (5)
<u>Species:</u>		<u>% By Weight</u>
<i>Aster novae-angliae</i> (New England Aster)		5
<i>Echinacea pallida</i> (Pale Purple Coneflower)		10
<i>Helianthus mollis</i> (Downy Sunflower)		10
<i>Heliopsis helianthoides</i> (Ox-Eye)		10
<i>Liatris pycnostachya</i> (Prairie Blazing Star)		10
<i>Ratibida pinnata</i> (Yellow Coneflower)		5
<i>Rudbeckia hirta</i> (Black-Eyed Susan)		10
<i>Silphium laciniatum</i> (Compass Plant)		10
<i>Silphium terebinthinaceum</i> (Prairie Dock)		20
<i>Oligoneuron rigidum</i> (Rigid Goldenrod)		10
5B Wetland Forb 2/ 5/ 6/	Forb Mixture (see below)	2 (2)
<u>Species:</u>		<u>% By Weight</u>
<i>Acorus calamus</i> (Sweet Flag)		3
<i>Angelica atropurpurea</i> (Angelica)		6
<i>Asclepias incarnata</i> (Swamp Milkweed)		2
<i>Aster puniceus</i> (Purple Stemmed Aster)		10
<i>Bidens cernua</i> (Beggarticks)		7
<i>Eutrochium maculatum</i> (Spotted Joe Pye Weed)		7
<i>Eupatorium perfoliatum</i> (Boneset)		7
<i>Helenium autumnale</i> (Autumn Sneezeweed)		2
<i>Iris virginica shrevei</i> (Blue Flag Iris)		2
<i>Lobelia cardinalis</i> (Cardinal Flower)		5
<i>Lobelia siphilitica</i> (Great Blue Lobelia)		5
<i>Lythrum alatum</i> (Winged Loosestrife)		2
<i>Physostegia virginiana</i> (False Dragonhead)		5
<i>Persicaria pensylvanica</i> (Pennsylvania Smartweed)		10
<i>Persicaria lapathifolia</i> (Curlytop Knotweed)		10
<i>Pycnanthemum virginianum</i> (Mountain Mint)		5
<i>Rudbeckia laciniata</i> (Cut-leaf Coneflower)		5
<i>Oligoneuron riddellii</i> (Riddell Goldenrod)		2
<i>Sparganium eurycarpum</i> (Giant Burreed)		5
6 Conservation Mixture 2/ 6/	<i>Schizachyrium scoparium</i> (Little Blue Stem) 5/ <i>Elymus canadensis</i> (Canada Wild Rye) 5/ Buffalo Grass 5/ 7/ Vernal Alfalfa 4/ Oats, Spring	5 (5) 2 (2) 5 (5) 15 (15) 48 (55)
6A Salt Tolerant Conservation Mixture 2/ 6/	<i>Schizachyrium scoparium</i> (Little Blue Stem) 5/ <i>Elymus canadensis</i> (Canada Wild Rye) 5/ Buffalo Grass 5/ 7/ Vernal Alfalfa 4/ Oats, Spring <i>Puccinellia distans</i> (Fults Saltgrass or Salty Alkaligrass)	5 (5) 2 (2) 5 (5) 15 (15) 48 (55) 20 (20)
7 Temporary Turf Cover Mixture	Perennial Ryegrass Oats, Spring	50 (55) 64 (70)

Notes:

- 1/ Seeding shall be performed when the ambient temperature has been between 45 °F (7 °C) and 80 °F (27 °C) for a minimum of seven (7) consecutive days and is forecasted to be the same for the next five (5) days according to the National Weather Service.
- 2/ Seeding shall be performed in late fall through spring beginning when the ambient temperature has been below 45 °F (7 °C) for a minimum of seven (7) consecutive days and ending when the ambient temperature exceeds 80 °F (27 °C) according to the National Weather Service.
- 3/ Specific variety as shown in the plans or approved by the Engineer.
- 4/ Inoculation required.
- 5/ Pure Live Seed (PLS) shall be used.
- 6/ Fertilizer shall not be used.
- 7/ Seed shall be primed with KNO_3 to break dormancy and dyed to indicate such.

Seeding will be inspected after a period of establishment. The period of establishment shall be six (6) months minimum, but not to exceed nine (9) months. After the period of establishment, areas not exhibiting 75 percent uniform growth shall be interseeded or reseeded, as determined by the Engineer, at no additional cost to the Department."

80445

SOURCE OF SUPPLY AND QUALITY REQUIREMENTS (BDE)

Effective: January 2, 2023

Add the following to Article 106.01 of the Standard Specifications:

“The final manufacturing process for construction materials and the immediately preceding manufacturing stage for construction materials shall occur within the United States. Construction materials shall include an article, material, or supply that is or consists primarily of the following.

- (a) Non-ferrous metals;
- (b) Plastic and polymer-based products (including polyvinylchloride, composite building materials, and polymers used in fiber optic cables);
- (c) Glass (including optic glass);
- (d) Lumber;
- (e) Drywall.

Items consisting of two or more of the listed construction materials that have been combined through a manufacturing process, and items including at least one of the listed materials combined with a material that is not listed through a manufacturing process shall be exempt.”

80448

STEEL COST ADJUSTMENT (BDE)

Effective: April 2, 2004

Revised: November 1, 2025

Description. Steel cost adjustments will be made to provide additional compensation to the Contractor, or a credit to the Department, for fluctuations in steel prices when optioned by the Contractor. The bidder shall indicate with their bid whether or not this special provision will be part of the contract. Failure to indicate "Yes" for any item of work will make that item of steel exempt from steel cost adjustment.

Types of Steel Products. An adjustment will be made for fluctuations in the cost of steel used in the manufacture of the following items:

- Metal Piling (excluding temporary sheet piling)
- Structural Steel
- Reinforcing Steel

Other steel materials such as dowel bars, tie bars, welded reinforcement, guardrail, steel traffic signal and light poles, towers and mast arms, metal railings (excluding wire fence), and frames and grates will be subject to a steel cost adjustment when the pay items they are used in have a contract value of \$10,000 or greater.

The adjustments shall apply to the above items when they are part of the original proposed construction, or added as extra work and paid for by agreed unit prices. The adjustments shall not apply when the item is added as extra work and paid for at a lump sum price or by force account.

Documentation. The following documentation shall be furnished to the Engineer.

- (a) The dates and quantity of steel, in lb (kg), shipped from the mill to the fabricator.
- (b) The quantity of steel, in lb (kg), incorporated into the various items of work covered by this special provision. The Department reserves the right to verify submitted quantities.

Method of Adjustment. Steel cost adjustments will be computed as follows:

$$SCA = Q \times D$$

Where: SCA = steel cost adjustment, in dollars

Q = quantity of steel incorporated into the work, in lb (kg)

D = price factor, in dollars per lb (kg)

$$D = MPI_M - MPI_L$$

Where: MPI_M = The Materials Cost Index for steel as published by the Engineering News-Record for the month the steel is shipped from the mill. The indices will be converted from dollars per 100 lb to dollars per lb (kg).

MPI_L = The Materials Cost Index for steel as published by the Engineering News-Record for the month prior to the letting for work paid for at the contract price; or for the month the agreed unit price letter is submitted by the Contractor for extra work paid for by agreed unit price. The indices will be converted from dollars per 100 lb to dollars per lb (kg).

The unit weights (masses) of steel that will be used to calculate the steel cost adjustment for the various items will be derived from submitted documentation.

No steel cost adjustment will be made for any products manufactured from steel having a mill shipping date prior to the letting date.

If the Contractor fails to provide the required documentation, the method of adjustment will be calculated as described above; however, the MPI_M will be based on the date the steel arrives at the job site. In this case, an adjustment will only be made when there is a decrease in steel costs.

Basis of Payment. Steel cost adjustments may be positive or negative but will only be made when there is a difference between the MPI_L and MPI_M in excess of five percent, as calculated by:

$$\text{Percent Difference} = \{(MPI_L - MPI_M) \div MPI_L\} \times 100$$

Steel cost adjustments will be calculated by the Engineer and will be paid or deducted when all other contract requirements for the items of work are satisfied. Adjustments will only be made for fluctuations in the cost of the steel as described herein. No adjustment will be made for changes in the cost of manufacturing, fabrication, shipping, storage, etc.

The adjustments shall not apply during contract time subject to liquidated damages for completion of the entire contract.

80127

SUBCONTRACTOR AND DBE PAYMENT REPORTING (BDE)

Effective: April 2, 2018

Add the following to Section 109 of the Standard Specifications.

“109.14 Subcontractor and Disadvantaged Business Enterprise Payment Reporting.
The Contractor shall report all payments made to the following parties:

- (a) first tier subcontractors;
- (b) lower tier subcontractors affecting disadvantaged business enterprise (DBE) goal credit;
- (c) material suppliers or trucking firms that are part of the Contractor's submitted DBE utilization plan.

The report shall be made through the Department's on-line subcontractor payment reporting system within 21 days of making the payment.”

80397

SUBCONTRACTOR MOBILIZATION PAYMENTS (BDE)

Effective: November 2, 2017

Revised: April 1, 2019

Replace the second paragraph of Article 109.12 of the Standard Specifications with the following:

“This mobilization payment shall be made at least seven days prior to the subcontractor starting work. The amount paid shall be at the following percentage of the amount of the subcontract reported on form BC 260A submitted for the approval of the subcontractor’s work.

Value of Subcontract Reported on Form BC 260A	Mobilization Percentage
Less than \$10,000	25%
\$10,000 to less than \$20,000	20%
\$20,000 to less than \$40,000	18%
\$40,000 to less than \$60,000	16%
\$60,000 to less than \$80,000	14%
\$80,000 to less than \$100,000	12%
\$100,000 to less than \$250,000	10%
\$250,000 to less than \$500,000	9%
\$500,000 to \$750,000	8%
Over \$750,000	7%”

80391

SUBMISSION OF BIDDERS LIST INFORMATION (BDE)

Effective: January 2, 2025

Revised: March 2, 2025

In accordance with 49 CFR 26.11(c) all DBE and non-DBEs who bid as prime contractors and subcontractors shall provide bidders list information, including all DBE and non-DBE firms from whom the bidder has received a quote or bid to work as a subcontractor, whether or not the bidder has relied upon that bid in placing its bid as the prime contractor.

The bidders list information shall be submitted with the bid using the link provided within the “Integrated Contractor Exchange (iCX)” application of the Department’s “EBids System”.

80463

SUBMISSION OF PAYROLL RECORDS (BDE)

Effective: April 1, 2021

Revised: November 2, 2023

FEDERAL AID CONTRACTS. Revise the following section of Check Sheet #1 of the Recurring Special Provisions to read:

“STATEMENTS AND PAYROLLS

The payroll records shall include the worker’s name, social security number, last known address, telephone number, email address, classification(s) of work actually performed, hourly rates of wages paid (including rates of contributions or costs anticipated for bona fide fringe benefits or cash equivalents thereof), daily and weekly number of hours actually worked in total, deductions made, and actual wages paid.

The Contractor and each subcontractor shall submit certified payroll records to the Department each week from the start to the completion of their respective work, except that full social security numbers, last known addresses, telephone numbers, and email addresses shall not be included on weekly submittals. Instead, the payrolls need only include an identification number for each employee (e.g., the last four digits of the employee’s social security number). The submittals shall be made using LCPTracker Pro software. The software is web-based and can be accessed at <https://lcptracker.com/>. When there has been no activity during a work week, a payroll record shall still be submitted with the appropriate option (“No Work”, “Suspended”, or “Complete”) selected.”

STATE CONTRACTS. Revise Item 3 of Section IV of Check Sheet #5 of the Recurring Special Provisions to read:

- “3. Submission of Payroll Records. The Contractor and each subcontractor shall, no later than the 15th day of each calendar month, file a certified payroll for the immediately preceding month to the Illinois Department of Labor (IDOL) through the Illinois Prevailing Wage Portal in compliance with the State Prevailing Wage Act (820 ILCS 130). The portal can be found on the IDOL website at <https://www2.illinois.gov/idol/Laws-Rules/CONMED/Pages/Prevailing-Wage-Portal.aspx>. Payrolls shall be submitted in the format prescribed by the IDOL.

In addition to filing certified payroll(s) with the IDOL, the Contractor and each subcontractor shall certify and submit payroll records to the Department each week from the start to the completion of their respective work, except that full social security numbers shall not be included on weekly submittals. Instead, the payrolls shall include an identification number for each employee (e.g., the last four digits of the employee’s social security number). In addition, starting and ending times of work each day may be omitted from the payroll records submitted. The submittals shall be made using LCPTracker Pro software. The software is web-based and can be accessed at <https://lcptracker.com/>.

When there has been no activity during a work week, a payroll record shall still be submitted with the appropriate option (“No Work”, “Suspended”, or “Complete”) selected.”

80437

SURVEYING SERVICES (BDE)

Effective: April 1, 2025

Delete the fourth paragraph of Article 667.04 of the Standard Specifications.

Delete Section 668 of the Standard Specifications.

80465

TRAINING SPECIAL PROVISIONS (BDE)

Effective: October 15, 1975

Revised: September 2, 2021

This Training Special Provision supersedes Section 7b of the Special Provision entitled "Specific Equal Employment Opportunity Responsibilities," and is in implementation of 23 U.S.C. 140(a).

As part of the Contractor's equal employment opportunity affirmative action program, training shall be provided as follows:

The Contractor shall provide on-the-job training aimed at developing full journeyman in the type of trade or job classification involved. The number of trainees to be trained under this contract will be 1. In the event the Contractor subcontracts a portion of the contract work, it shall determine how many, if any, of the trainees are to be trained by the subcontractor, provided however, that the Contractor shall retain the primary responsibility for meeting the training requirements imposed by this special provision. The Contractor shall also ensure that this Training Special Provision is made applicable to such subcontract. Where feasible, 25 percent of apprentices or trainees in each occupation shall be in their first year of apprenticeship or training.

The number of trainees shall be distributed among the work classifications on the basis of the Contractor's needs and the availability of journeymen in the various classifications within the reasonable area of recruitment. Prior to commencing construction, the Contractor shall submit to the Illinois Department of Transportation for approval the number of trainees to be trained in each selected classification and training program to be used. Furthermore, the Contractor shall specify the starting time for training in each of the classifications. The Contractor will be credited for each trainee it employs on the contract work who is currently enrolled or becomes enrolled in an approved program and will be reimbursed for such trainees as provided hereinafter.

Training and upgrading of minorities and women toward journeyman status is a primary objective of this Training Special Provision. Accordingly, the Contractor shall make every effort to enroll minority trainees and women (e.g. by conducting systematic and direct recruitment through public and private sources likely to yield minority and women trainees) to the extent such persons are available within a reasonable area of recruitment. The Contractor will be responsible for demonstrating the steps it has taken in pursuance thereof, prior to a determination as to whether the Contractor is in compliance with this Training Special Provision. This training commitment is not intended, and shall not be used, to discriminate against any applicant for training, whether a member of a minority group or not.

No employee shall be employed as a trainee in any classification in which he or she has successfully completed a training course leading to journeyman status or in which he or she has been employed as a journeyman. The Contractor should satisfy this requirement by including appropriate questions in the employee application or by other suitable means. Regardless of the method used, the Contractor's records should document the findings in each case.

The minimum length and type of training for each classification will be as established in the training program selected by the Contractor and approved by the Illinois Department of Transportation and the Federal Highway Administration. The Illinois Department of Transportation and the Federal Highway Administration shall approve a program, if it is reasonably calculated to meet the equal employment opportunity obligations of the Contractor and to qualify the average trainee for journeyman status in the classification concerned by the end of the training period. Furthermore, apprenticeship programs registered with the U.S. Department of Labor, Bureau of Apprenticeship and Training, or with a State apprenticeship agency recognized by the Bureau and training programs approved by not necessarily sponsored by the U.S. Department of Labor Employment Training Administration shall also be considered acceptable provided it is being administered in a manner consistent with the equal employment obligations of Federal-aid highway construction contracts. Approval or acceptance of a training program shall be obtained from the State prior to commencing work on the classification covered by the program. It is the intention of these provisions that training is to be provided in the construction crafts rather than clerk-typists or secretarial-type positions. Training is permissible in lower level management positions such as office engineers, estimators, timekeepers, etc., where the training is oriented toward construction applications. Training in the laborer classification may be permitted provided that significant and meaningful training is provided and approved by the Illinois Department of Transportation and the Federal Highway Administration. Some offsite training is permissible as long as the training is an integral part of an approved training program and does not comprise a significant part of the overall training.

Except as otherwise noted below, the Contractor will be reimbursed 80 cents per hour of training given an employee on this contract in accordance with an approved training program. As approved by the Engineer, reimbursement will be made for training of persons in excess of the number specified herein. This reimbursement will be made even though the Contractor receives additional training program funds from other sources, provided such other source does not specifically prohibit the Contractor from receiving other reimbursement. Reimbursement for offsite training indicated above may only be made to the Contractor where he does one or more of the following and the trainees are concurrently employed on a Federal-aid project; contributes to the cost of the training, provides the instruction to the trainee or pays the trainee's wages during the offsite training period.

No payment shall be made to the Contractor if either the failure to provide the required training, or the failure to hire the trainee as a journeyman, is caused by the Contractor and evidences a lack of good faith on the part of the Contractor in meeting the requirement of this Training Special Provision. It is normally expected that a trainee will begin his training on the project as soon as feasible after start of work utilizing the skill involved and remain on the project as long as training opportunities exist in his work classification or until he has completed his training program.

It is not required that all trainees be on board for the entire length of the contract. A Contractor will have fulfilled his responsibilities under this Training Special Provision if he has provided acceptable training to the number of trainees specified. The number trained shall be determined on the basis of the total number enrolled on the contract for a significant period.

Trainees will be paid at least 60 percent of the appropriate minimum journeyman's rate specified in the contract for the first half of the training period, 75 percent for the third quarter of the training

period, and 90 percent for the last quarter of the training period, unless apprentices or trainees in an approved existing program are enrolled as trainees on this project. In that case, the appropriate rates approved by the Departments of Labor or Transportation in connection with the existing program shall apply to all trainees being trained for the same classification who are covered by this Training Special Provision.

The Contractor shall furnish the trainee a copy of the program he will follow in providing the training. The Contractor shall provide each trainee with a certification showing the type and length of training satisfactorily complete.

The Contractor shall provide for the maintenance of records and furnish periodic reports documenting its performance under this Training Special Provision.

For contracts with an awarded contract value of \$500,000 or more, the Contractor is required to comply with the Illinois Works Apprenticeship Initiative (30 ILCS 559/20-20 to 20-25) and all applicable administrative rules to the extent permitted by Section 20-20(g). For federally funded projects, the number of trainees to be trained under this contract, as stated in the Training Special Provisions, will be the established goal for the Illinois Works Apprenticeship Initiative 30 ILCS 559/20-20(g). The Contractor shall make a good faith effort to meet this goal. For federally funded projects, the Illinois Works Apprenticeship Initiative will be implemented using the FHWA approved OJT procedures. The Contractor must comply with the recordkeeping and reporting obligations of the Illinois Works Apprenticeship Initiative for the life of the project, including the certification as to whether the trainee/apprentice labor hour goals were met.

Method of Measurement. The unit of measurement is in hours.

Basis of Payment. This work will be paid for at the contract unit price of 80 cents per hour for TRAINEES. The estimated total number of hours, unit price, and total price have been included in the schedule of prices.

VEHICLE AND EQUIPMENT WARNING LIGHTS (BDE)

Effective: November 1, 2021

Revised: November 1, 2022

Add the following paragraph after the first paragraph of Article 701.08 of the Standard Specifications:

“The Contractor shall equip all vehicles and equipment with high-intensity oscillating, rotating, or flashing, amber or amber-and-white, warning lights which are visible from all directions. In accordance with 625 ILCS 5/12-215, the lights may only be in operation while the vehicle or equipment is engaged in construction operations.”

80439

WEEKLY DBE TRUCKING REPORTS (BDE)

Effective: June 2, 2012

Revised: January 2, 2025

The following applies to all Disadvantaged Business Enterprise (DBE) trucks on the project, whether they are utilized for DBE goal credit or not.

The Contractor shall notify the Engineer at least three days prior to DBE trucking activity.

The Contractor shall submit a weekly report of DBE trucks hired by the Contractor or subcontractors (i.e. not owned by the Contractor or subcontractors) to the Engineer on Department form "SBE 723" within ten business days following the reporting period. The reporting period shall be Sunday through Saturday for each week reportable trucking activities occur.

Any costs associated with providing weekly DBE trucking reports shall be considered as included in the contract unit prices bid for the various items of work involved and no additional compensation will be allowed.

80302

WORK ZONE TRAFFIC CONTROL DEVICES (BDE)

Effective: March 2, 2020

Revised: January 1, 2025

Add the following to Article 701.03 of the Standard Specifications:

“(q) Temporary Sign Supports 1106.02”

Revise the third paragraph of Article 701.14 of the Standard Specifications to read:

“For temporary sign supports, the Contractor shall provide a FHWA eligibility letter for each device used on the contract. The letter shall provide information for the set-up and use of the device as well as a detailed drawing of the device. The signs shall be supported within 20 degrees of vertical. Weights used to stabilize signs shall be attached to the sign support per the manufacturer’s specifications.”

Revise the first paragraph of Article 701.15 of the Standard Specifications to read:

“**701.15 Traffic Control Devices.** For devices that must meet crashworthiness standards, the Contractor shall provide a manufacturer’s self-certification or a FHWA eligibility letter for each Category 1 device and a FHWA eligibility letter for each Category 2 and Category 3 device used on the contract. The self-certification or letter shall provide information for the set-up and use of the device as well as a detailed drawing of the device.”

Revise the first six paragraphs of Article 1106.02 of the Standard Specifications to read:

“**1106.02 Devices.** Work zone traffic control devices and combinations of devices shall meet crashworthiness standards for their respective categories. The categories are as follows.

Category 1 includes small, lightweight, channelizing and delineating devices that have been in common use for many years and are known to be crashworthy by crash testing of similar devices or years of demonstrable safe performance. These include cones, tubular markers, plastic drums, and delineators, with no attachments (e.g. lights). Category 1 devices shall be MASH compliant.

Category 2 includes devices that are not expected to produce significant vehicular velocity change but may otherwise be hazardous. These include vertical panels with lights, barricades, temporary sign supports, and Category 1 devices with attachments (e.g. drums with lights). Category 2 devices shall be MASH compliant.

Category 3 includes devices that are expected to cause significant velocity changes or other potentially harmful reactions to impacting vehicles. These include crash cushions (impact attenuators), truck mounted attenuators, and other devices not meeting the definitions of Category 1 or 2. Category 3 devices manufactured after December 31, 2019 shall be MASH compliant. Category 3 devices manufactured on or before December 31, 2019, and compliant

with NCHRP 350, may be used on contracts let before December 31, 2029. Category 3 devices shall be crash tested for Test Level 3 or the test level specified.

Category 4 includes portable or trailer-mounted devices such as sign supports, speed feedback displays, arrow boards, changeable message signs, temporary traffic signals, and area lighting supports. It is preferable for Category 4 devices manufactured after December 31, 2019 to be MASH-16 compliant; however, there are currently no crash tested devices in this category, so it remains exempt from the NCHRP 350 or MASH compliance requirement.

For each type of device, when no more than one MASH compliant is available, an NCHRP 350 compliant device may be used, even if manufactured after December 31, 2019.”

Revise Articles 1106.02(g), 1106.02(k), and 1106.02(l) to read:

“(g) Truck Mounted/Trailer Mounted Attenuators. The attenuator shall be approved for use at Test Level 3. Test Level 2 may be used for normal posted speeds less than or equal to 45 mph.

(k) Temporary Water Filled Barrier. The water filled barrier shall be a lightweight plastic shell designed to accept water ballast and be on the Department’s qualified product list.

Shop drawings shall be furnished by the manufacturer and shall indicate the deflection of the barrier as determined by acceptance testing; the configuration of the barrier in that test; and the vehicle weight, velocity, and angle of impact of the deflection test. The Engineer shall be provided one copy of the shop drawings.

(l) Movable Traffic Barrier. The movable traffic barrier shall be on the Department’s qualified product list.

Shop drawings shall be furnished by the manufacturer and shall indicate the deflection of the barrier as determined by acceptance testing; the configuration of the barrier in that test; and the vehicle weight, velocity, and angle of impact of the deflection test. The Engineer shall be provided one copy of the shop drawings. The barrier shall be capable of being moved on and off the roadway on a daily basis.”

80427

BRIDGE DECK CONSTRUCTION

Effective: October 22, 2013

Revised: December 21, 2016

When Diamond Grinding of Bridge Sections is specified, hand finishing of the deck surface shall be limited to areas not finished by the finishing machine and to address surface corrections according to Article 503.16(a)(2). Hand finishing shall be limited as previously stated solely for the purpose of facilitating a more timely application of the curing protection. In addition the requirements of 503.16(a)(3)a. and 503.16(a)(4) will be waived.

Revise the Second Paragraph of Article 503.06(b) to read as follows.

“When the Contractor uses cantilever forming brackets on exterior beams or girders, additional requirements shall be as follows.”

Revise Article 503.06(b)(1) to read as follows.

- “(1) Bracket Placement. The spacing of brackets shall be per the manufacturer’s published design specifications for the size of the overhang and the construction loads anticipated. The resulting force of the leg brace of the cantilever bracket shall bear on the web within 6 inches (150 mm) of the bottom flange of the beam or girder.”

Revise Article 503.06(b)(2) to read as follows.

- “(2) Beam Ties. The top flange of exterior steel beams or girders supporting the cantilever forming brackets shall be tied to the bottom flange of the next interior beam. The top flange of exterior concrete beams supporting the cantilever forming brackets shall be tied to the top flange of the next interior beam. The ties shall be spaced at 4 ft (1.2 m) centers. Permanent cross frames on steel girders may be considered a tie. Ties shall be a minimum of 1/2 inch (13 mm) diameter threaded rod with an adjusting mechanism for drawing the tie taut. The ties shall utilize hanger brackets or clips which hook onto the flange of steel beams. No welding will be permitted to the structural steel or stud shear connectors, or to reinforcement bars of concrete beams, for the installation of the tie bar system. After installation of the ties and blocking, the tie shall be drawn taut until the tie does not vary from a straight line from beam to beam. The tie system shall be approved by the Engineer.”

Revise Article 503.06(b)(3) to read as follows.

- “(3) Beam Blocks. Suitable beam blocks of 4 in x 4 in (100 x 100 mm) timbers or metal structural shapes of equivalent strength or better, acceptable to the Engineer, shall be wedged between the webs of the two beams tied together, within 6 inches (150 mm) of the bottom flange at each location where they are tied. When it is not feasible to have

the resulting force from the leg brace of the cantilever brackets transmitted to the web within 6 inches (150 mm) of the bottom flange, then additional blocking shall be placed at each bracket to transmit the resulting force to within 6 inches (150 mm) of the bottom flange of the next interior beam or girder.”

Delete the last paragraph of Article 503.06(b).

REQUIRED CONTRACT PROVISIONS FEDERAL-AID CONSTRUCTION CONTRACTS

- I. General
- II. Nondiscrimination
- III. Non-segregated Facilities
- IV. Davis-Bacon and Related Act Provisions
- V. Contract Work Hours and Safety Standards Act Provisions
- VI. Subletting or Assigning the Contract
- VII. Safety: Accident Prevention
- VIII. False Statements Concerning Highway Projects
- IX. Implementation of Clean Air Act and Federal Water Pollution Control Act
- X. Certification Regarding Debarment, Suspension, Ineligibility and Voluntary Exclusion
- XI. Certification Regarding Use of Contract Funds for Lobbying
- XII. Use of United States-Flag Vessels:

ATTACHMENTS

A. Employment and Materials Preference for Appalachian Development Highway System or Appalachian Local Access Road Contracts (included in Appalachian contracts only)

I. GENERAL

1. Form FHWA-1273 must be physically incorporated in each construction contract funded under title 23, United States Code, as required in 23 CFR 633.102(b) (excluding emergency contracts solely intended for debris removal). The contractor (or subcontractor) must insert this form in each subcontract and further require its inclusion in all lower tier subcontracts (excluding purchase orders, rental agreements and other agreements for supplies or services). 23 CFR 633.102(e).

The applicable requirements of Form FHWA-1273 are incorporated by reference for work done under any purchase order, rental agreement or agreement for other services. The prime contractor shall be responsible for compliance by any subcontractor, lower-tier subcontractor or service provider. 23 CFR 633.102(e).

Form FHWA-1273 must be included in all Federal-aid design-build contracts, in all subcontracts and in lower tier subcontracts (excluding subcontracts for design services, purchase orders, rental agreements and other agreements for supplies or services) in accordance with 23 CFR 633.102. The design-builder shall be responsible for compliance by any subcontractor, lower-tier subcontractor or service provider.

Contracting agencies may reference Form FHWA-1273 in solicitation-for-bids or request-for-proposals documents, however, the Form FHWA-1273 must be physically incorporated (not referenced) in all contracts, subcontracts and lower-tier subcontracts (excluding purchase orders, rental agreements and other agreements for supplies or services related to a construction contract). 23 CFR 633.102(b).

2. Subject to the applicability criteria noted in the following sections, these contract provisions shall apply to all work

performed on the contract by the contractor's own organization and with the assistance of workers under the contractor's immediate superintendence and to all work performed on the contract by piecework, station work, or by subcontract. 23 CFR 633.102(d).

3. A breach of any of the stipulations contained in these Required Contract Provisions may be sufficient grounds for withholding of progress payments, withholding of final payment, termination of the contract, suspension / debarment or any other action determined to be appropriate by the contracting agency and FHWA.

4. Selection of Labor: During the performance of this contract, the contractor shall not use convict labor for any purpose within the limits of a construction project on a Federal-aid highway unless it is labor performed by convicts who are on parole, supervised release, or probation. 23 U.S.C. 114(b). The term Federal-aid highway does not include roadways functionally classified as local roads or rural minor collectors. 23 U.S.C. 101(a).

II. NONDISCRIMINATION (23 CFR 230.107(a); 23 CFR Part 230, Subpart A, Appendix A; EO 11246)

The provisions of this section related to 23 CFR Part 230, Subpart A, Appendix A are applicable to all Federal-aid construction contracts and to all related construction subcontracts of \$10,000 or more. The provisions of 23 CFR Part 230 are not applicable to material supply, engineering, or architectural service contracts.

In addition, the contractor and all subcontractors must comply with the following policies: Executive Order 11246, 41 CFR Part 60, 29 CFR Parts 1625-1627, 23 U.S.C. 140, Section 504 of the Rehabilitation Act of 1973, as amended (29 U.S.C. 794), Title VI of the Civil Rights Act of 1964, as amended (42 U.S.C. 2000d et seq.), and related regulations including 49 CFR Parts 21, 26, and 27; and 23 CFR Parts 200, 230, and 633.

The contractor and all subcontractors must comply with: the requirements of the Equal Opportunity Clause in 41 CFR 60-1.4(b) and, for all construction contracts exceeding \$10,000, the Standard Federal Equal Employment Opportunity Construction Contract Specifications in 41 CFR 60-4.3.

Note: The U.S. Department of Labor has exclusive authority to determine compliance with Executive Order 11246 and the policies of the Secretary of Labor including 41 CFR Part 60, and 29 CFR Parts 1625-1627. The contracting agency and the FHWA have the authority and the responsibility to ensure compliance with 23 U.S.C. 140, Section 504 of the Rehabilitation Act of 1973, as amended (29 U.S.C. 794), and Title VI of the Civil Rights Act of 1964, as amended (42 U.S.C. 2000d et seq.), and related regulations including 49 CFR Parts 21, 26, and 27; and 23 CFR Parts 200, 230, and 633.

The following provision is adopted from 23 CFR Part 230, Subpart A, Appendix A, with appropriate revisions to conform to the U.S. Department of Labor (US DOL) and FHWA requirements.

1. Equal Employment Opportunity: Equal Employment Opportunity (EEO) requirements not to discriminate and to take affirmative action to assure equal opportunity as set forth under laws, executive orders, rules, regulations (see 28 CFR Part 35, 29 CFR Part 1630, 29 CFR Parts 1625-1627, 41 CFR Part 60 and 49 CFR Part 27) and orders of the Secretary of Labor as modified by the provisions prescribed herein, and imposed pursuant to 23 U.S.C. 140, shall constitute the EEO and specific affirmative action standards for the contractor's project activities under this contract. The provisions of the Americans with Disabilities Act of 1990 (42 U.S.C. 12101 et seq.) set forth under 28 CFR Part 35 and 29 CFR Part 1630 are incorporated by reference in this contract. In the execution of this contract, the contractor agrees to comply with the following minimum specific requirement activities of EEO:

a. The contractor will work with the contracting agency and the Federal Government to ensure that it has made every good faith effort to provide equal opportunity with respect to all of its terms and conditions of employment and in their review of activities under the contract. 23 CFR 230.409 (g)(4) & (5).

b. The contractor will accept as its operating policy the following statement:

"It is the policy of this Company to assure that applicants are employed, and that employees are treated during employment, without regard to their race, religion, sex, sexual orientation, gender identity, color, national origin, age or disability. Such action shall include: employment, upgrading, demotion, or transfer; recruitment or recruitment advertising; layoff or termination; rates of pay or other forms of compensation; and selection for training, including apprenticeship, pre-apprenticeship, and/or on-the-job training."

2. EEO Officer: The contractor will designate and make known to the contracting officers an EEO Officer who will have the responsibility for and must be capable of effectively administering and promoting an active EEO program and who must be assigned adequate authority and responsibility to do so.

3. Dissemination of Policy: All members of the contractor's staff who are authorized to hire, supervise, promote, and discharge employees, or who recommend such action or are substantially involved in such action, will be made fully cognizant of and will implement the contractor's EEO policy and contractual responsibilities to provide EEO in each grade and classification of employment. To ensure that the above agreement will be met, the following actions will be taken as a minimum:

a. Periodic meetings of supervisory and personnel office employees will be conducted before the start of work and then not less often than once every six months, at which time the contractor's EEO policy and its implementation will be reviewed and explained. The meetings will be conducted by the EEO Officer or other knowledgeable company official.

b. All new supervisory or personnel office employees will be given a thorough indoctrination by the EEO Officer, covering all major aspects of the contractor's EEO obligations within thirty days following their reporting for duty with the contractor.

c. All personnel who are engaged in direct recruitment for the project will be instructed by the EEO Officer in the contractor's procedures for locating and hiring minorities and women.

d. Notices and posters setting forth the contractor's EEO policy will be placed in areas readily accessible to employees, applicants for employment and potential employees.

e. The contractor's EEO policy and the procedures to implement such policy will be brought to the attention of employees by means of meetings, employee handbooks, or other appropriate means.

4. Recruitment: When advertising for employees, the contractor will include in all advertisements for employees the notation: "An Equal Opportunity Employer." All such advertisements will be placed in publications having a large circulation among minorities and women in the area from which the project work force would normally be derived.

a. The contractor will, unless precluded by a valid bargaining agreement, conduct systematic and direct recruitment through public and private employee referral sources likely to yield qualified minorities and women. To meet this requirement, the contractor will identify sources of potential minority group employees and establish with such identified sources procedures whereby minority and women applicants may be referred to the contractor for employment consideration.

b. In the event the contractor has a valid bargaining agreement providing for exclusive hiring hall referrals, the contractor is expected to observe the provisions of that agreement to the extent that the system meets the contractor's compliance with EEO contract provisions. Where implementation of such an agreement has the effect of discriminating against minorities or women, or obligates the contractor to do the same, such implementation violates Federal nondiscrimination provisions.

c. The contractor will encourage its present employees to refer minorities and women as applicants for employment. Information and procedures with regard to referring such applicants will be discussed with employees.

5. Personnel Actions: Wages, working conditions, and employee benefits shall be established and administered, and personnel actions of every type, including hiring, upgrading, promotion, transfer, demotion, layoff, and termination, shall be taken without regard to race, color, religion, sex, sexual orientation, gender identity, national origin, age or disability. The following procedures shall be followed:

a. The contractor will conduct periodic inspections of project sites to ensure that working conditions and employee facilities do not indicate discriminatory treatment of project site personnel.

b. The contractor will periodically evaluate the spread of wages paid within each classification to determine any evidence of discriminatory wage practices.

c. The contractor will periodically review selected personnel actions in depth to determine whether there is evidence of discrimination. Where evidence is found, the contractor will promptly take corrective action. If the review indicates that the discrimination may extend beyond the actions reviewed, such corrective action shall include all affected persons.

d. The contractor will promptly investigate all complaints of alleged discrimination made to the contractor in connection with its obligations under this contract, will attempt to resolve such complaints, and will take appropriate corrective action

within a reasonable time. If the investigation indicates that the discrimination may affect persons other than the complainant, such corrective action shall include such other persons. Upon completion of each investigation, the contractor will inform every complainant of all of their avenues of appeal.

6. Training and Promotion:

a. The contractor will assist in locating, qualifying, and increasing the skills of minorities and women who are applicants for employment or current employees. Such efforts should be aimed at developing full journey level status employees in the type of trade or job classification involved.

b. Consistent with the contractor's work force requirements and as permissible under Federal and State regulations, the contractor shall make full use of training programs (i.e., apprenticeship and on-the-job training programs for the geographical area of contract performance). In the event a special provision for training is provided under this contract, this subparagraph will be superseded as indicated in the special provision. The contracting agency may reserve training positions for persons who receive welfare assistance in accordance with 23 U.S.C. 140(a).

c. The contractor will advise employees and applicants for employment of available training programs and entrance requirements for each.

d. The contractor will periodically review the training and promotion potential of employees who are minorities and women and will encourage eligible employees to apply for such training and promotion.

7. Unions: If the contractor relies in whole or in part upon unions as a source of employees, the contractor will use good faith efforts to obtain the cooperation of such unions to increase opportunities for minorities and women. 23 CFR 230.409. Actions by the contractor, either directly or through a contractor's association acting as agent, will include the procedures set forth below:

a. The contractor will use good faith efforts to develop, in cooperation with the unions, joint training programs aimed toward qualifying more minorities and women for membership in the unions and increasing the skills of minorities and women so that they may qualify for higher paying employment.

b. The contractor will use good faith efforts to incorporate an EEO clause into each union agreement to the end that such union will be contractually bound to refer applicants without regard to their race, color, religion, sex, sexual orientation, gender identity, national origin, age, or disability.

c. The contractor is to obtain information as to the referral practices and policies of the labor union except that to the extent such information is within the exclusive possession of the labor union and such labor union refuses to furnish such information to the contractor, the contractor shall so certify to the contracting agency and shall set forth what efforts have been made to obtain such information.

d. In the event the union is unable to provide the contractor with a reasonable flow of referrals within the time limit set forth in the collective bargaining agreement, the contractor will, through independent recruitment efforts, fill the employment vacancies without regard to race, color, religion, sex, sexual orientation, gender identity, national origin, age, or disability; making full efforts to obtain qualified and/or qualifiable minorities and women. The failure of a union to provide

sufficient referrals (even though it is obligated to provide exclusive referrals under the terms of a collective bargaining agreement) does not relieve the contractor from the requirements of this paragraph. In the event the union referral practice prevents the contractor from meeting the obligations pursuant to Executive Order 11246, as amended, and these special provisions, such contractor shall immediately notify the contracting agency.

8. Reasonable Accommodation for Applicants /

Employees with Disabilities: The contractor must be familiar with the requirements for and comply with the Americans with Disabilities Act and all rules and regulations established thereunder. Employers must provide reasonable accommodation in all employment situations unless to do so would cause an undue hardship.

9. Selection of Subcontractors, Procurement of Materials

and Leasing of Equipment: The contractor shall not discriminate on the grounds of race, color, religion, sex, sexual orientation, gender identity, national origin, age, or disability in the selection and retention of subcontractors, including procurement of materials and leases of equipment. The contractor shall take all necessary and reasonable steps to ensure nondiscrimination in the administration of this contract.

a. The contractor shall notify all potential subcontractors, suppliers, and lessors of their EEO obligations under this contract.

b. The contractor will use good faith efforts to ensure subcontractor compliance with their EEO obligations.

10. Assurances Required:

a. The requirements of 49 CFR Part 26 and the State DOT's FHWA-approved Disadvantaged Business Enterprise (DBE) program are incorporated by reference.

b. The contractor, subrecipient or subcontractor shall not discriminate on the basis of race, color, national origin, or sex in the performance of this contract. The contractor shall carry out applicable requirements of 49 CFR part 26 in the award and administration of DOT-assisted contracts. Failure by the contractor to carry out these requirements is a material breach of this contract, which may result in the termination of this contract or such other remedy as the recipient deems appropriate, which may include, but is not limited to:

- (1) Withholding monthly progress payments;
- (2) Assessing sanctions;
- (3) Liquidated damages; and/or
- (4) Disqualifying the contractor from future bidding as non-responsible.

c. The Title VI and nondiscrimination provisions of U.S. DOT Order 1050.2A at Appendixes A and E are incorporated by reference. 49 CFR Part 21.

11. Records and Reports: The contractor shall keep such records as necessary to document compliance with the EEO requirements. Such records shall be retained for a period of three years following the date of the final payment to the contractor for all contract work and shall be available at reasonable times and places for inspection by authorized representatives of the contracting agency and the FHWA.

a. The records kept by the contractor shall document the following:

(1) The number and work hours of minority and non-minority group members and women employed in each work classification on the project;

(2) The progress and efforts being made in cooperation with unions, when applicable, to increase employment opportunities for minorities and women; and

(3) The progress and efforts being made in locating, hiring, training, qualifying, and upgrading minorities and women.

b. The contractors and subcontractors will submit an annual report to the contracting agency each July for the duration of the project indicating the number of minority, women, and non-minority group employees currently engaged in each work classification required by the contract work. This information is to be reported on [Form FHWA-1391](#). The staffing data should represent the project work force on board in all or any part of the last payroll period preceding the end of July. If on-the-job training is being required by special provision, the contractor will be required to collect and report training data. The employment data should reflect the work force on board during all or any part of the last payroll period preceding the end of July.

III. NONSEGREGATED FACILITIES

This provision is applicable to all Federal-aid construction contracts and to all related construction subcontracts of more than \$10,000. 41 CFR 60-1.5.

As prescribed by 41 CFR 60-1.8, the contractor must ensure that facilities provided for employees are provided in such a manner that segregation on the basis of race, color, religion, sex, sexual orientation, gender identity, or national origin cannot result. The contractor may neither require such segregated use by written or oral policies nor tolerate such use by employee custom. The contractor's obligation extends further to ensure that its employees are not assigned to perform their services at any location under the contractor's control where the facilities are segregated. The term "facilities" includes waiting rooms, work areas, restaurants and other eating areas, time clocks, restrooms, washrooms, locker rooms and other storage or dressing areas, parking lots, drinking fountains, recreation or entertainment areas, transportation, and housing provided for employees. The contractor shall provide separate or single-user restrooms and necessary dressing or sleeping areas to assure privacy between sexes.

IV. DAVIS-BACON AND RELATED ACT PROVISIONS

This section is applicable to all Federal-aid construction projects exceeding \$2,000 and to all related subcontracts and lower-tier subcontracts (regardless of subcontract size), in accordance with 29 CFR 5.5. The requirements apply to all projects located within the right-of-way of a roadway that is functionally classified as Federal-aid highway. 23 U.S.C. 113. This excludes roadways functionally classified as local roads or rural minor collectors, which are exempt. 23 U.S.C. 101. Where applicable law requires that projects be treated as a project on a Federal-aid highway, the provisions of this subpart will apply regardless of the location of the project. Examples include: Surface Transportation Block Grant Program projects funded under 23 U.S.C. 133 [excluding recreational trails projects], the Nationally Significant Freight and Highway

Projects funded under 23 U.S.C. 117, and National Highway Freight Program projects funded under 23 U.S.C. 167.

The following provisions are from the U.S. Department of Labor regulations in 29 CFR 5.5 "Contract provisions and related matters" with minor revisions to conform to the FHWA- 1273 format and FHWA program requirements.

1. Minimum wages (29 CFR 5.5)

a. *Wage rates and fringe benefits.* All laborers and mechanics employed or working upon the site of the work (or otherwise working in construction or development of the project under a development statute), will be paid unconditionally and not less often than once a week, and without subsequent deduction or rebate on any account (except such payroll deductions as are permitted by regulations issued by the Secretary of Labor under the Copeland Act ([29 CFR part 3](#))), the full amount of basic hourly wages and bona fide fringe benefits (or cash equivalents thereof) due at time of payment computed at rates not less than those contained in the wage determination of the Secretary of Labor which is attached hereto and made a part hereof, regardless of any contractual relationship which may be alleged to exist between the contractor and such laborers and mechanics. As provided in paragraphs (d) and (e) of 29 CFR 5.5, the appropriate wage determinations are effective by operation of law even if they have not been attached to the contract. Contributions made or costs reasonably anticipated for bona fide fringe benefits under the Davis-Bacon Act ([40 U.S.C. 3141\(2\)\(B\)](#)) on behalf of laborers or mechanics are considered wages paid to such laborers or mechanics, subject to the provisions of paragraph 1.e. of this section; also, regular contributions made or costs incurred for more than a weekly period (but not less often than quarterly) under plans, funds, or programs which cover the particular weekly period, are deemed to be constructively made or incurred during such weekly period. Such laborers and mechanics must be paid the appropriate wage rate and fringe benefits on the wage determination for the classification(s) of work actually performed, without regard to skill, except as provided in paragraph 4. of this section. Laborers or mechanics performing work in more than one classification may be compensated at the rate specified for each classification for the time actually worked therein: *Provided*, That the employer's payroll records accurately set forth the time spent in each classification in which work is performed. The wage determination (including any additional classifications and wage rates conformed under paragraph 1.c. of this section) and the Davis-Bacon poster (WH-1321) must be posted at all times by the contractor and its subcontractors at the site of the work in a prominent and accessible place where it can be easily seen by the workers.

b. *Frequently recurring classifications.* (1) In addition to wage and fringe benefit rates that have been determined to be prevailing under the procedures set forth in [29 CFR part 1](#), a wage determination may contain, pursuant to § 1.3(f), wage and fringe benefit rates for classifications of laborers and mechanics for which conformance requests are regularly submitted pursuant to paragraph 1.c. of this section, provided that:

(i) The work performed by the classification is not performed by a classification in the wage determination for which a prevailing wage rate has been determined;

(ii) The classification is used in the area by the construction industry; and

(iii) The wage rate for the classification bears a reasonable relationship to the prevailing wage rates contained in the wage determination.

(2) The Administrator will establish wage rates for such classifications in accordance with paragraph 1.c.(1)(iii) of this section. Work performed in such a classification must be paid at no less than the wage and fringe benefit rate listed on the wage determination for such classification.

c. *Conformance.* (1) The contracting officer must require that any class of laborers or mechanics, including helpers, which is not listed in the wage determination and which is to be employed under the contract be classified in conformance with the wage determination. Conformance of an additional classification and wage rate and fringe benefits is appropriate only when the following criteria have been met:

(i) The work to be performed by the classification requested is not performed by a classification in the wage determination; and

(ii) The classification is used in the area by the construction industry; and

(iii) The proposed wage rate, including any bona fide fringe benefits, bears a reasonable relationship to the wage rates contained in the wage determination.

(2) The conformance process may not be used to split, subdivide, or otherwise avoid application of classifications listed in the wage determination.

(3) If the contractor and the laborers and mechanics to be employed in the classification (if known), or their representatives, and the contracting officer agree on the classification and wage rate (including the amount designated for fringe benefits where appropriate), a report of the action taken will be sent by the contracting officer by email to DBAconformance@dol.gov. The Administrator, or an authorized representative, will approve, modify, or disapprove every additional classification action within 30 days of receipt and so advise the contracting officer or will notify the contracting officer within the 30-day period that additional time is necessary.

(4) In the event the contractor, the laborers or mechanics to be employed in the classification or their representatives, and the contracting officer do not agree on the proposed classification and wage rate (including the amount designated for fringe benefits, where appropriate), the contracting officer will, by email to DBAconformance@dol.gov, refer the questions, including the views of all interested parties and the recommendation of the contracting officer, to the Administrator for determination. The Administrator, or an authorized representative, will issue a determination within 30 days of receipt and so advise the contracting officer or will notify the contracting officer within the 30-day period that additional time is necessary.

(5) The contracting officer must promptly notify the contractor of the action taken by the Wage and Hour Division

under paragraphs 1.c.(3) and (4) of this section. The contractor must furnish a written copy of such determination to each affected worker or it must be posted as a part of the wage determination. The wage rate (including fringe benefits where appropriate) determined pursuant to paragraph 1.c.(3) or (4) of this section must be paid to all workers performing work in the classification under this contract from the first day on which work is performed in the classification.

d. *Fringe benefits not expressed as an hourly rate.*

Whenever the minimum wage rate prescribed in the contract for a class of laborers or mechanics includes a fringe benefit which is not expressed as an hourly rate, the contractor may either pay the benefit as stated in the wage determination or may pay another bona fide fringe benefit or an hourly cash equivalent thereof.

e. *Unfunded plans.* If the contractor does not make payments to a trustee or other third person, the contractor may consider as part of the wages of any laborer or mechanic the amount of any costs reasonably anticipated in providing bona fide fringe benefits under a plan or program, *Provided*, That the Secretary of Labor has found, upon the written request of the contractor, in accordance with the criteria set forth in § 5.28, that the applicable standards of the Davis-Bacon Act have been met. The Secretary of Labor may require the contractor to set aside in a separate account assets for the meeting of obligations under the plan or program.

f. *Interest.* In the event of a failure to pay all or part of the wages required by the contract, the contractor will be required to pay interest on any underpayment of wages.

2. Withholding (29 CFR 5.5)

a. *Withholding requirements.* The contracting agency may, upon its own action, or must, upon written request of an authorized representative of the Department of Labor, withhold or cause to be withheld from the contractor so much of the accrued payments or advances as may be considered necessary to satisfy the liabilities of the prime contractor or any subcontractor for the full amount of wages and monetary relief, including interest, required by the clauses set forth in this section for violations of this contract, or to satisfy any such liabilities required by any other Federal contract, or federally assisted contract subject to Davis-Bacon labor standards, that is held by the same prime contractor (as defined in § 5.2). The necessary funds may be withheld from the contractor under this contract, any other Federal contract with the same prime contractor, or any other federally assisted contract that is subject to Davis-Bacon labor standards requirements and is held by the same prime contractor, regardless of whether the other contract was awarded or assisted by the same agency, and such funds may be used to satisfy the contractor liability for which the funds were withheld. In the event of a contractor's failure to pay any laborer or mechanic, including any apprentice or helper working on the site of the work all or part of the wages required by the contract, or upon the contractor's failure to submit the required records as discussed in paragraph 3.d. of this section, the contracting agency may on its own initiative and after written notice to the contractor, take such action as may be necessary to cause the suspension of any further payment, advance, or guarantee of funds until such violations have ceased.

b. *Priority to withheld funds.* The Department has priority to funds withheld or to be withheld in accordance with paragraph

2.a. of this section or Section V, paragraph 3.a., or both, over claims to those funds by:

- (1) A contractor's surety(ies), including without limitation performance bond sureties and payment bond sureties;
- (2) A contracting agency for its repurchase costs;
- (3) A trustee(s) (either a court-appointed trustee or a U.S. trustee, or both) in bankruptcy of a contractor, or a contractor's bankruptcy estate;
- (4) A contractor's assignee(s);
- (5) A contractor's successor(s); or
- (6) A claim asserted under the Prompt Payment Act, [31 U.S.C. 3901–3907](#).

3. Records and certified payrolls (29 CFR 5.5)

a. *Basic record requirements* (1) *Length of record retention.* All regular payrolls and other basic records must be maintained by the contractor and any subcontractor during the course of the work and preserved for all laborers and mechanics working at the site of the work (or otherwise working in construction or development of the project under a development statute) for a period of at least 3 years after all the work on the prime contract is completed.

(2) *Information required.* Such records must contain the name; Social Security number; last known address, telephone number, and email address of each such worker; each worker's correct classification(s) of work actually performed; hourly rates of wages paid (including rates of contributions or costs anticipated for bona fide fringe benefits or cash equivalents thereof of the types described in [40 U.S.C. 3141\(2\)\(B\)](#) of the Davis-Bacon Act); daily and weekly number of hours actually worked in total and on each covered contract; deductions made; and actual wages paid.

(3) *Additional records relating to fringe benefits.* Whenever the Secretary of Labor has found under paragraph 1.e. of this section that the wages of any laborer or mechanic include the amount of any costs reasonably anticipated in providing benefits under a plan or program described in [40 U.S.C. 3141\(2\)\(B\)](#) of the Davis-Bacon Act, the contractor must maintain records which show that the commitment to provide such benefits is enforceable, that the plan or program is financially responsible, and that the plan or program has been communicated in writing to the laborers or mechanics affected, and records which show the costs anticipated or the actual cost incurred in providing such benefits.

(4) *Additional records relating to apprenticeship.* Contractors with apprentices working under approved programs must maintain written evidence of the registration of apprenticeship programs, the registration of the apprentices, and the ratios and wage rates prescribed in the applicable programs.

b. *Certified payroll requirements* (1) *Frequency and method of submission.* The contractor or subcontractor must submit weekly, for each week in which any DBA- or Related Acts-covered work is performed, certified payrolls to the contracting

agency. The prime contractor is responsible for the submission of all certified payrolls by all subcontractors. A contracting agency or prime contractor may permit or require contractors to submit certified payrolls through an electronic system, as long as the electronic system requires a legally valid electronic signature; the system allows the contractor, the contracting agency, and the Department of Labor to access the certified payrolls upon request for at least 3 years after the work on the prime contract has been completed; and the contracting agency or prime contractor permits other methods of submission in situations where the contractor is unable or limited in its ability to use or access the electronic system.

(2) *Information required.* The certified payrolls submitted must set out accurately and completely all of the information required to be maintained under paragraph 3.a.(2) of this section, except that full Social Security numbers and last known addresses, telephone numbers, and email addresses must not be included on weekly transmittals. Instead, the certified payrolls need only include an individually identifying number for each worker (e.g., the last four digits of the worker's Social Security number). The required weekly certified payroll information may be submitted using Optional Form WH-347 or in any other format desired. Optional Form WH-347 is available for this purpose from the Wage and Hour Division website at <https://www.dol.gov/sites/dolgov/files/WHDL/legacy/files/wh347.pdf> or its successor website. It is not a violation of this section for a prime contractor to require a subcontractor to provide full Social Security numbers and last known addresses, telephone numbers, and email addresses to the prime contractor for its own records, without weekly submission by the subcontractor to the contracting agency.

(3) *Statement of Compliance.* Each certified payroll submitted must be accompanied by a "Statement of Compliance," signed by the contractor or subcontractor, or the contractor's or subcontractor's agent who pays or supervises the payment of the persons working on the contract, and must certify the following:

(i) That the certified payroll for the payroll period contains the information required to be provided under paragraph 3.b. of this section, the appropriate information and basic records are being maintained under paragraph 3.a. of this section, and such information and records are correct and complete;

(ii) That each laborer or mechanic (including each helper and apprentice) working on the contract during the payroll period has been paid the full weekly wages earned, without rebate, either directly or indirectly, and that no deductions have been made either directly or indirectly from the full wages earned, other than permissible deductions as set forth in [29 CFR part 3](#); and

(iii) That each laborer or mechanic has been paid not less than the applicable wage rates and fringe benefits or cash equivalents for the classification(s) of work actually performed, as specified in the applicable wage determination incorporated into the contract.

(4) *Use of Optional Form WH-347.* The weekly submission of a properly executed certification set forth on the reverse side of Optional Form WH-347 will satisfy the requirement for submission of the "Statement of Compliance" required by paragraph 3.b.(3) of this section.

(5) *Signature.* The signature by the contractor, subcontractor, or the contractor's or subcontractor's agent must be an original handwritten signature or a legally valid electronic signature.

(6) *Falsification.* The falsification of any of the above certifications may subject the contractor or subcontractor to civil or criminal prosecution under [18 U.S.C. 1001](#) and [31 U.S.C. 3729](#).

(7) *Length of certified payroll retention.* The contractor or subcontractor must preserve all certified payrolls during the course of the work and for a period of 3 years after all the work on the prime contract is completed.

c. *Contracts, subcontracts, and related documents.* The contractor or subcontractor must maintain this contract or subcontract and related documents including, without limitation, bids, proposals, amendments, modifications, and extensions. The contractor or subcontractor must preserve these contracts, subcontracts, and related documents during the course of the work and for a period of 3 years after all the work on the prime contract is completed.

d. *Required disclosures and access* (1) *Required record disclosures and access to workers.* The contractor or subcontractor must make the records required under paragraphs 3.a. through 3.c. of this section, and any other documents that the contracting agency, the State DOT, the FHWA, or the Department of Labor deems necessary to determine compliance with the labor standards provisions of any of the applicable statutes referenced by § 5.1, available for inspection, copying, or transcription by authorized representatives of the contracting agency, the State DOT, the FHWA, or the Department of Labor, and must permit such representatives to interview workers during working hours on the job.

(2) *Sanctions for non-compliance with records and worker access requirements.* If the contractor or subcontractor fails to submit the required records or to make them available, or refuses to permit worker interviews during working hours on the job, the Federal agency may, after written notice to the contractor, sponsor, applicant, owner, or other entity, as the case may be, that maintains such records or that employs such workers, take such action as may be necessary to cause the suspension of any further payment, advance, or guarantee of funds. Furthermore, failure to submit the required records upon request or to make such records available, or to permit worker interviews during working hours on the job, may be grounds for debarment action pursuant to § 5.12. In addition, any contractor or other person that fails to submit the required records or make those records available to WHD within the time WHD requests that the records be produced will be precluded from introducing as evidence in an administrative proceeding under [29 CFR part 6](#) any of the required records that were not provided or made available to WHD. WHD will take into consideration a reasonable request from the contractor or person for an extension of the time for submission of records. WHD will determine the reasonableness of the request and may consider, among other things, the location of the records and the volume of production.

(3) *Required information disclosures.* Contractors and subcontractors must maintain the full Social Security number and last known address, telephone number, and email address

of each covered worker, and must provide them upon request to the contracting agency, the State DOT, the FHWA, the contractor, or the Wage and Hour Division of the Department of Labor for purposes of an investigation or other compliance action.

4. Apprentices and equal employment opportunity (29 CFR 5.5)

a. *Apprentices* (1) *Rate of pay.* Apprentices will be permitted to work at less than the predetermined rate for the work they perform when they are employed pursuant to and individually registered in a bona fide apprenticeship program registered with the U.S. Department of Labor, Employment and Training Administration, Office of Apprenticeship (OA), or with a State Apprenticeship Agency recognized by the OA. A person who is not individually registered in the program, but who has been certified by the OA or a State Apprenticeship Agency (where appropriate) to be eligible for probationary employment as an apprentice, will be permitted to work at less than the predetermined rate for the work they perform in the first 90 days of probationary employment as an apprentice in such a program. In the event the OA or a State Apprenticeship Agency recognized by the OA withdraws approval of an apprenticeship program, the contractor will no longer be permitted to use apprentices at less than the applicable predetermined rate for the work performed until an acceptable program is approved.

(2) *Fringe benefits.* Apprentices must be paid fringe benefits in accordance with the provisions of the apprenticeship program. If the apprenticeship program does not specify fringe benefits, apprentices must be paid the full amount of fringe benefits listed on the wage determination for the applicable classification. If the Administrator determines that a different practice prevails for the applicable apprentice classification, fringe benefits must be paid in accordance with that determination.

(3) *Apprenticeship ratio.* The allowable ratio of apprentices to journeymen on the job site in any craft classification must not be greater than the ratio permitted to the contractor as to the entire work force under the registered program or the ratio applicable to the locality of the project pursuant to paragraph 4.a.(4) of this section. Any worker listed on a payroll at an apprentice wage rate, who is not registered or otherwise employed as stated in paragraph 4.a.(1) of this section, must be paid not less than the applicable wage rate on the wage determination for the classification of work actually performed. In addition, any apprentice performing work on the job site in excess of the ratio permitted under this section must be paid not less than the applicable wage rate on the wage determination for the work actually performed.

(4) *Reciprocity of ratios and wage rates.* Where a contractor is performing construction on a project in a locality other than the locality in which its program is registered, the ratios and wage rates (expressed in percentages of the journeyworker's hourly rate) applicable within the locality in which the construction is being performed must be observed. If there is no applicable ratio or wage rate for the locality of the project, the ratio and wage rate specified in the contractor's registered program must be observed.

b. *Equal employment opportunity.* The use of apprentices and journeymen under this part must be in conformity with

the equal employment opportunity requirements of Executive Order 11246, as amended, and [29 CFR part 30](#).

c. Apprentices and Trainees (programs of the U.S. DOT).

Apprentices and trainees working under apprenticeship and skill training programs which have been certified by the Secretary of Transportation as promoting EEO in connection with Federal-aid highway construction programs are not subject to the requirements of paragraph 4 of this Section IV. 23 CFR 230.111(e)(2). The straight time hourly wage rates for apprentices and trainees under such programs will be established by the particular programs. The ratio of apprentices and trainees to journeymen shall not be greater than permitted by the terms of the particular program.

5. Compliance with Copeland Act requirements. The contractor shall comply with the requirements of 29 CFR part 3, which are incorporated by reference in this contract as provided in 29 CFR 5.5.

6. Subcontracts. The contractor or subcontractor must insert FHWA-1273 in any subcontracts, along with the applicable wage determination(s) and such other clauses or contract modifications as the contracting agency may by appropriate instructions require, and a clause requiring the subcontractors to include these clauses and wage determination(s) in any lower tier subcontracts. The prime contractor is responsible for the compliance by any subcontractor or lower tier subcontractor with all the contract clauses in this section. In the event of any violations of these clauses, the prime contractor and any subcontractor(s) responsible will be liable for any unpaid wages and monetary relief, including interest from the date of the underpayment or loss, due to any workers of lower-tier subcontractors, and may be subject to debarment, as appropriate. 29 CFR 5.5.

7. Contract termination: debarment. A breach of the contract clauses in 29 CFR 5.5 may be grounds for termination of the contract, and for debarment as a contractor and a subcontractor as provided in 29 CFR 5.12.

8. Compliance with Davis-Bacon and Related Act requirements. All rulings and interpretations of the Davis-Bacon and Related Acts contained in 29 CFR parts 1, 3, and 5 are herein incorporated by reference in this contract as provided in 29 CFR 5.5.

9. Disputes concerning labor standards. As provided in 29 CFR 5.5, disputes arising out of the labor standards provisions of this contract shall not be subject to the general disputes clause of this contract. Such disputes shall be resolved in accordance with the procedures of the Department of Labor set forth in 29 CFR parts 5, 6, and 7. Disputes within the meaning of this clause include disputes between the contractor (or any of its subcontractors) and the contracting agency, the U.S. Department of Labor, or the employees or their representatives.

10. Certification of eligibility. a. By entering into this contract, the contractor certifies that neither it nor any person or firm who has an interest in the contractor's firm is a person or firm ineligible to be awarded Government contracts by virtue of [40 U.S.C. 3144\(b\)](#) or § 5.12(a).

b. No part of this contract shall be subcontracted to any person or firm ineligible for award of a Government contract by virtue of [40 U.S.C. 3144\(b\)](#) or § 5.12(a).

c. The penalty for making false statements is prescribed in the U.S. Code, Title 18 Crimes and Criminal Procedure, [18 U.S.C. 1001](#).

11. Anti-retaliation. It is unlawful for any person to discharge, demote, intimidate, threaten, restrain, coerce, blacklist, harass, or in any other manner discriminate against, or to cause any person to discharge, demote, intimidate, threaten, restrain, coerce, blacklist, harass, or in any other manner discriminate against, any worker or job applicant for:

a. Notifying any contractor of any conduct which the worker reasonably believes constitutes a violation of the DBA, Related Acts, this part, or [29 CFR part 1](#) or [3](#);

b. Filing any complaint, initiating or causing to be initiated any proceeding, or otherwise asserting or seeking to assert on behalf of themselves or others any right or protection under the DBA, Related Acts, this part, or [29 CFR part 1](#) or [3](#);

c. Cooperating in any investigation or other compliance action, or testifying in any proceeding under the DBA, Related Acts, this part, or [29 CFR part 1](#) or [3](#); or

d. Informing any other person about their rights under the DBA, Related Acts, this part, or [29 CFR part 1](#) or [3](#).

V. CONTRACT WORK HOURS AND SAFETY STANDARDS ACT

Pursuant to 29 CFR 5.5(b), the following clauses apply to any Federal-aid construction contract in an amount in excess of \$100,000 and subject to the overtime provisions of the Contract Work Hours and Safety Standards Act. These clauses shall be inserted in addition to the clauses required by 29 CFR 5.5(a) or 29 CFR 4.6. As used in this paragraph, the terms laborers and mechanics include watchpersons and guards.

1. Overtime requirements. No contractor or subcontractor contracting for any part of the contract work which may require or involve the employment of laborers or mechanics shall require or permit any such laborer or mechanic in any workweek in which he or she is employed on such work to work in excess of forty hours in such workweek unless such laborer or mechanic receives compensation at a rate not less than one and one-half times the basic rate of pay for all hours worked in excess of forty hours in such workweek. 29 CFR 5.5.

2. Violation; liability for unpaid wages; liquidated damages. In the event of any violation of the clause set forth in paragraph 1. of this section the contractor and any subcontractor responsible therefor shall be liable for the unpaid wages and interest from the date of the underpayment. In addition, such contractor and subcontractor shall be liable to the United States (in the case of work done under contract for the District of Columbia or a territory, to such District or to such territory), for liquidated damages. Such liquidated damages shall be computed with respect to each individual laborer or

mechanic, including watchpersons and guards, employed in violation of the clause set forth in paragraph 1. of this section, in the sum currently provided in 29 CFR 5.5(b)(2)* for each calendar day on which such individual was required or permitted to work in excess of the standard workweek of forty hours without payment of the overtime wages required by the clause set forth in paragraph 1. of this section.

* \$31 as of January 15, 2023 (See 88 FR 88 FR 2210) as may be adjusted annually by the Department of Labor, pursuant to the Federal Civil Penalties Inflation Adjustment Act of 1990.

3. Withholding for unpaid wages and liquidated damages

a. *Withholding process.* The FHWA or the contracting agency may, upon its own action, or must, upon written request of an authorized representative of the Department of Labor, withhold or cause to be withheld from the contractor so much of the accrued payments or advances as may be considered necessary to satisfy the liabilities of the prime contractor or any subcontractor for any unpaid wages; monetary relief, including interest; and liquidated damages required by the clauses set forth in this section on this contract, any other Federal contract with the same prime contractor, or any other federally assisted contract subject to the Contract Work Hours and Safety Standards Act that is held by the same prime contractor (as defined in § 5.2). The necessary funds may be withheld from the contractor under this contract, any other Federal contract with the same prime contractor, or any other federally assisted contract that is subject to the Contract Work Hours and Safety Standards Act and is held by the same prime contractor, regardless of whether the other contract was awarded or assisted by the same agency, and such funds may be used to satisfy the contractor liability for which the funds were withheld.

b. *Priority to withheld funds.* The Department has priority to funds withheld or to be withheld in accordance with Section IV paragraph 2.a. or paragraph 3.a. of this section, or both, over claims to those funds by:

- (1) A contractor's surety(ies), including without limitation performance bond sureties and payment bond sureties;
- (2) A contracting agency for its procurement costs;
- (3) A trustee(s) (either a court-appointed trustee or a U.S. trustee, or both) in bankruptcy of a contractor, or a contractor's bankruptcy estate;
- (4) A contractor's assignee(s);
- (5) A contractor's successor(s); or
- (6) A claim asserted under the Prompt Payment Act, [31 U.S.C. 3901](#)–3907.

4. **Subcontracts.** The contractor or subcontractor must insert in any subcontracts the clauses set forth in paragraphs 1. through 5. of this section and a clause requiring the subcontractors to include these clauses in any lower tier subcontracts. The prime contractor is responsible for compliance by any subcontractor or lower tier subcontractor with the clauses set forth in paragraphs 1. through 5. In the

event of any violations of these clauses, the prime contractor and any subcontractor(s) responsible will be liable for any unpaid wages and monetary relief, including interest from the date of the underpayment or loss, due to any workers of lower-tier subcontractors, and associated liquidated damages and may be subject to debarment, as appropriate.

5. **Anti-retaliation.** It is unlawful for any person to discharge, demote, intimidate, threaten, restrain, coerce, blacklist, harass, or in any other manner discriminate against, or to cause any person to discharge, demote, intimidate, threaten, restrain, coerce, blacklist, harass, or in any other manner discriminate against, any worker or job applicant for:

a. Notifying any contractor of any conduct which the worker reasonably believes constitutes a violation of the Contract Work Hours and Safety Standards Act (CWHSSA) or its implementing regulations in this part;

b. Filing any complaint, initiating or causing to be initiated any proceeding, or otherwise asserting or seeking to assert on behalf of themselves or others any right or protection under CWHSSA or this part;

c. Cooperating in any investigation or other compliance action, or testifying in any proceeding under CWHSSA or this part; or

d. Informing any other person about their rights under CWHSSA or this part.

VI. SUBLETTING OR ASSIGNING THE CONTRACT

This provision is applicable to all Federal-aid construction contracts on the National Highway System pursuant to 23 CFR 635.116.

1. The contractor shall perform with its own organization contract work amounting to not less than 30 percent (or a greater percentage if specified elsewhere in the contract) of the total original contract price, excluding any specialty items designated by the contracting agency. Specialty items may be performed by subcontract and the amount of any such specialty items performed may be deducted from the total original contract price before computing the amount of work required to be performed by the contractor's own organization (23 CFR 635.116).

a. The term "perform work with its own organization" in paragraph 1 of Section VI refers to workers employed or leased by the prime contractor, and equipment owned or rented by the prime contractor, with or without operators. Such term does not include employees or equipment of a subcontractor or lower tier subcontractor, agents of the prime contractor, or any other assignees. The term may include payments for the costs of hiring leased employees from an employee leasing firm meeting all relevant Federal and State regulatory requirements. Leased employees may only be included in this term if the prime contractor meets all of the following conditions: (based on longstanding interpretation)

- (1) the prime contractor maintains control over the supervision of the day-to-day activities of the leased employees;
- (2) the prime contractor remains responsible for the quality of the work of the leased employees;

(3) the prime contractor retains all power to accept or exclude individual employees from work on the project; and
(4) the prime contractor remains ultimately responsible for the payment of predetermined minimum wages, the submission of payrolls, statements of compliance and all other Federal regulatory requirements.

b. "Specialty Items" shall be construed to be limited to work that requires highly specialized knowledge, abilities, or equipment not ordinarily available in the type of contracting organizations qualified and expected to bid or propose on the contract as a whole and in general are to be limited to minor components of the overall contract. 23 CFR 635.102.

2. Pursuant to 23 CFR 635.116(a), the contract amount upon which the requirements set forth in paragraph (1) of Section VI is computed includes the cost of material and manufactured products which are to be purchased or produced by the contractor under the contract provisions.

3. Pursuant to 23 CFR 635.116(c), the contractor shall furnish (a) a competent superintendent or supervisor who is employed by the firm, has full authority to direct performance of the work in accordance with the contract requirements, and is in charge of all construction operations (regardless of who performs the work) and (b) such other of its own organizational resources (supervision, management, and engineering services) as the contracting officer determines is necessary to assure the performance of the contract.

4. No portion of the contract shall be sublet, assigned or otherwise disposed of except with the written consent of the contracting officer, or authorized representative, and such consent when given shall not be construed to relieve the contractor of any responsibility for the fulfillment of the contract. Written consent will be given only after the contracting agency has assured that each subcontract is evidenced in writing and that it contains all pertinent provisions and requirements of the prime contract. (based on long-standing interpretation of 23 CFR 635.116).

5. The 30-percent self-performance requirement of paragraph (1) is not applicable to design-build contracts; however, contracting agencies may establish their own self-performance requirements. 23 CFR 635.116(d).

VII. SAFETY: ACCIDENT PREVENTION

This provision is applicable to all Federal-aid construction contracts and to all related subcontracts.

1. In the performance of this contract the contractor shall comply with all applicable Federal, State, and local laws governing safety, health, and sanitation (23 CFR Part 635). The contractor shall provide all safeguards, safety devices and protective equipment and take any other needed actions as it determines, or as the contracting officer may determine, to be reasonably necessary to protect the life and health of employees on the job and the safety of the public and to protect property in connection with the performance of the work covered by the contract. 23 CFR 635.108.

2. It is a condition of this contract, and shall be made a condition of each subcontract, which the contractor enters into pursuant to this contract, that the contractor and any subcontractor shall not permit any employee, in performance of the contract, to work in surroundings or under conditions which are unsanitary, hazardous or dangerous to his/her health or safety, as determined under construction safety and

health standards (29 CFR Part 1926) promulgated by the Secretary of Labor, in accordance with Section 107 of the Contract Work Hours and Safety Standards Act (40 U.S.C. 3704). 29 CFR 1926.10.

3. Pursuant to 29 CFR 1926.3, it is a condition of this contract that the Secretary of Labor or authorized representative thereof, shall have right of entry to any site of contract performance to inspect or investigate the matter of compliance with the construction safety and health standards and to carry out the duties of the Secretary under Section 107 of the Contract Work Hours and Safety Standards Act (40 U.S.C. 3704).

VIII. FALSE STATEMENTS CONCERNING HIGHWAY PROJECTS

This provision is applicable to all Federal-aid construction contracts and to all related subcontracts.

In order to assure high quality and durable construction in conformity with approved plans and specifications and a high degree of reliability on statements and representations made by engineers, contractors, suppliers, and workers on Federal-aid highway projects, it is essential that all persons concerned with the project perform their functions as carefully, thoroughly, and honestly as possible. Willful falsification, distortion, or misrepresentation with respect to any facts related to the project is a violation of Federal law. To prevent any misunderstanding regarding the seriousness of these and similar acts, Form FHWA-1022 shall be posted on each Federal-aid highway project (23 CFR Part 635) in one or more places where it is readily available to all persons concerned with the project:

18 U.S.C. 1020 reads as follows:

"Whoever, being an officer, agent, or employee of the United States, or of any State or Territory, or whoever, whether a person, association, firm, or corporation, knowingly makes any false statement, false representation, or false report as to the character, quality, quantity, or cost of the material used or to be used, or the quantity or quality of the work performed or to be performed, or the cost thereof in connection with the submission of plans, maps, specifications, contracts, or costs of construction on any highway or related project submitted for approval to the Secretary of Transportation; or

Whoever knowingly makes any false statement, false representation, false report or false claim with respect to the character, quality, quantity, or cost of any work performed or to be performed, or materials furnished or to be furnished, in connection with the construction of any highway or related project approved by the Secretary of Transportation; or

Whoever knowingly makes any false statement or false representation as to material fact in any statement, certificate, or report submitted pursuant to provisions of the Federal-aid Roads Act approved July 11, 1916, (39 Stat. 355), as amended and supplemented;

Shall be fined under this title or imprisoned not more than 5 years or both."

IX. IMPLEMENTATION OF CLEAN AIR ACT AND FEDERAL WATER POLLUTION CONTROL ACT (42 U.S.C. 7606; 2 CFR 200.88; EO 11738)

This provision is applicable to all Federal-aid construction contracts in excess of \$150,000 and to all related subcontracts. 48 CFR 2.101; 2 CFR 200.327.

By submission of this bid/proposal or the execution of this contract or subcontract, as appropriate, the bidder, proposer, Federal-aid construction contractor, subcontractor, supplier, or vendor agrees to comply with all applicable standards, orders or regulations issued pursuant to the Clean Air Act (42 U.S.C. 7401-7671q) and the Federal Water Pollution Control Act, as amended (33 U.S.C. 1251-1387). Violations must be reported to the Federal Highway Administration and the Regional Office of the Environmental Protection Agency. 2 CFR Part 200, Appendix II.

The contractor agrees to include or cause to be included the requirements of this Section in every subcontract, and further agrees to take such action as the contracting agency may direct as a means of enforcing such requirements. 2 CFR 200.327.

X. CERTIFICATION REGARDING DEBARMENT, SUSPENSION, INELIGIBILITY AND VOLUNTARY EXCLUSION

This provision is applicable to all Federal-aid construction contracts, design-build contracts, subcontracts, lower-tier subcontracts, purchase orders, lease agreements, consultant contracts or any other covered transaction requiring FHWA approval or that is estimated to cost \$25,000 or more – as defined in 2 CFR Parts 180 and 1200. 2 CFR 180.220 and 1200.220.

1. Instructions for Certification – First Tier Participants:

a. By signing and submitting this proposal, the prospective first tier participant is providing the certification set out below.

b. The inability of a person to provide the certification set out below will not necessarily result in denial of participation in this covered transaction. The prospective first tier participant shall submit an explanation of why it cannot provide the certification set out below. The certification or explanation will be considered in connection with the department or agency's determination whether to enter into this transaction. However, failure of the prospective first tier participant to furnish a certification or an explanation shall disqualify such a person from participation in this transaction. 2 CFR 180.320.

c. The certification in this clause is a material representation of fact upon which reliance was placed when the contracting agency determined to enter into this transaction. If it is later determined that the prospective participant knowingly rendered an erroneous certification, in addition to other remedies available to the Federal Government, the contracting agency may terminate this transaction for cause of default. 2 CFR 180.325.

d. The prospective first tier participant shall provide immediate written notice to the contracting agency to whom this proposal is submitted if any time the prospective first tier participant learns that its certification was erroneous when submitted or has become erroneous by reason of changed circumstances. 2 CFR 180.345 and 180.350.

e. The terms "covered transaction," "debarred," "suspended," "ineligible," "participant," "person," "principal," and "voluntarily excluded," as used in this clause, are defined in 2 CFR Parts 180, Subpart I, 180.900-180.1020, and 1200. "First Tier Covered Transactions" refers to any covered transaction between a recipient or subrecipient of Federal funds and a participant (such as the prime or general contract). "Lower Tier Covered Transactions" refers to any covered transaction under a First Tier Covered Transaction (such as subcontracts). "First Tier Participant" refers to the participant who has entered into a covered transaction with a recipient or subrecipient of Federal funds (such as the prime or general contractor). "Lower Tier Participant" refers any participant who has entered into a covered transaction with a First Tier Participant or other Lower Tier Participants (such as subcontractors and suppliers).

f. The prospective first tier participant agrees by submitting this proposal that, should the proposed covered transaction be entered into, it shall not knowingly enter into any lower tier covered transaction with a person who is debarred, suspended, declared ineligible, or voluntarily excluded from participation in this covered transaction, unless authorized by the department or agency entering into this transaction. 2 CFR 180.330.

g. The prospective first tier participant further agrees by submitting this proposal that it will include the clause titled "Certification Regarding Debarment, Suspension, Ineligibility and Voluntary Exclusion-Lower Tier Covered Transactions," provided by the department or contracting agency, entering into this covered transaction, without modification, in all lower tier covered transactions and in all solicitations for lower tier covered transactions exceeding the \$25,000 threshold. 2 CFR 180.220 and 180.300.

h. A participant in a covered transaction may rely upon a certification of a prospective participant in a lower tier covered transaction that is not debarred, suspended, ineligible, or voluntarily excluded from the covered transaction, unless it knows that the certification is erroneous. 2 CFR 180.300; 180.320, and 180.325. A participant is responsible for ensuring that its principals are not suspended, debarred, or otherwise ineligible to participate in covered transactions. 2 CFR 180.335. To verify the eligibility of its principals, as well as the eligibility of any lower tier prospective participants, each participant may, but is not required to, check the System for Award Management website (<https://www.sam.gov/>). 2 CFR 180.300, 180.320, and 180.325.

i. Nothing contained in the foregoing shall be construed to require the establishment of a system of records in order to render in good faith the certification required by this clause. The knowledge and information of the prospective participant is not required to exceed that which is normally possessed by a prudent person in the ordinary course of business dealings.

j. Except for transactions authorized under paragraph (f) of these instructions, if a participant in a covered transaction knowingly enters into a lower tier covered transaction with a person who is suspended, debarred, ineligible, or voluntarily excluded from participation in this transaction, in addition to other remedies available to the Federal Government, the department or agency may terminate this transaction for cause or default. 2 CFR 180.325.

* * * * *

2. Certification Regarding Debarment, Suspension, Ineligibility and Voluntary Exclusion – First Tier Participants:

a. The prospective first tier participant certifies to the best of its knowledge and belief, that it and its principals:

(1) Are not presently debarred, suspended, proposed for debarment, declared ineligible, or voluntarily excluded from participating in covered transactions by any Federal department or agency, 2 CFR 180.335;.

(2) Have not within a three-year period preceding this proposal been convicted of or had a civil judgment rendered against them for commission of fraud or a criminal offense in connection with obtaining, attempting to obtain, or performing a public (Federal, State, or local) transaction or contract under a public transaction; violation of Federal or State antitrust statutes or commission of embezzlement, theft, forgery, bribery, falsification or destruction of records, making false statements, or receiving stolen property, 2 CFR 180.800;

(3) Are not presently indicted for or otherwise criminally or civilly charged by a governmental entity (Federal, State or local) with commission of any of the offenses enumerated in paragraph (a)(2) of this certification, 2 CFR 180.700 and 180.800; and

(4) Have not within a three-year period preceding this application/proposal had one or more public transactions (Federal, State or local) terminated for cause or default. 2 CFR 180.335(d).

(5) Are not a corporation that has been convicted of a felony violation under any Federal law within the two-year period preceding this proposal (USDOT Order 4200.6 implementing appropriations act requirements); and

(6) Are not a corporation with any unpaid Federal tax liability that has been assessed, for which all judicial and administrative remedies have been exhausted, or have lapsed, and that is not being paid in a timely manner pursuant to an agreement with the authority responsible for collecting the tax liability (USDOT Order 4200.6 implementing appropriations act requirements).

b. Where the prospective participant is unable to certify to any of the statements in this certification, such prospective participant should attach an explanation to this proposal. 2 CFR 180.335 and 180.340.

* * * * *

3. Instructions for Certification - Lower Tier Participants:

(Applicable to all subcontracts, purchase orders, and other lower tier transactions requiring prior FHWA approval or estimated to cost \$25,000 or more - 2 CFR Parts 180 and 1200). 2 CFR 180.220 and 1200.220.

a. By signing and submitting this proposal, the prospective lower tier participant is providing the certification set out below.

b. The certification in this clause is a material representation of fact upon which reliance was placed when this transaction was entered into. If it is later determined that the prospective lower tier participant knowingly rendered an erroneous certification, in addition to other remedies available to the Federal Government, the department, or agency with which

this transaction originated may pursue available remedies, including suspension and/or debarment.

c. The prospective lower tier participant shall provide immediate written notice to the person to which this proposal is submitted if at any time the prospective lower tier participant learns that its certification was erroneous by reason of changed circumstances. 2 CFR 180.365.

d. The terms "covered transaction," "debarred," "suspended," "ineligible," "participant," "person," "principal," and "voluntarily excluded," as used in this clause, are defined in 2 CFR Parts 180, Subpart I, 180.900 – 180.1020, and 1200. You may contact the person to which this proposal is submitted for assistance in obtaining a copy of those regulations. "First Tier Covered Transactions" refers to any covered transaction between a recipient or subrecipient of Federal funds and a participant (such as the prime or general contractor). "Lower Tier Covered Transactions" refers to any covered transaction under a First Tier Covered Transaction (such as subcontracts). "First Tier Participant" refers to the participant who has entered into a covered transaction with a recipient or subrecipient of Federal funds (such as the prime or general contractor). "Lower Tier Participant" refers any participant who has entered into a covered transaction with a First Tier Participant or other Lower Tier Participants (such as subcontractors and suppliers).

e. The prospective lower tier participant agrees by submitting this proposal that, should the proposed covered transaction be entered into, it shall not knowingly enter into any lower tier covered transaction with a person who is debarred, suspended, declared ineligible, or voluntarily excluded from participation in this covered transaction, unless authorized by the department or agency with which this transaction originated. 2 CFR 1200.220 and 1200.332.

f. The prospective lower tier participant further agrees by submitting this proposal that it will include this clause titled "Certification Regarding Debarment, Suspension, Ineligibility and Voluntary Exclusion-Lower Tier Covered Transaction," without modification, in all lower tier covered transactions and in all solicitations for lower tier covered transactions exceeding the \$25,000 threshold. 2 CFR 180.220 and 1200.220.

g. A participant in a covered transaction may rely upon a certification of a prospective participant in a lower tier covered transaction that is not debarred, suspended, ineligible, or voluntarily excluded from the covered transaction, unless it knows that the certification is erroneous. A participant is responsible for ensuring that its principals are not suspended, debarred, or otherwise ineligible to participate in covered transactions. To verify the eligibility of its principals, as well as the eligibility of any lower tier prospective participants, each participant may, but is not required to, check the System for Award Management website (<https://www.sam.gov>), which is compiled by the General Services Administration. 2 CFR 180.300, 180.320, 180.330, and 180.335.

h. Nothing contained in the foregoing shall be construed to require establishment of a system of records in order to render in good faith the certification required by this clause. The knowledge and information of participant is not required to exceed that which is normally possessed by a prudent person in the ordinary course of business dealings.

i. Except for transactions authorized under paragraph e of these instructions, if a participant in a covered transaction knowingly enters into a lower tier covered transaction with a person who is suspended, debarred, ineligible, or voluntarily

excluded from participation in this transaction, in addition to other remedies available to the Federal Government, the department or agency with which this transaction originated may pursue available remedies, including suspension and/or debarment. 2 CFR 180.325.

* * * * *

4. Certification Regarding Debarment, Suspension, Ineligibility and Voluntary Exclusion--Lower Tier Participants:

a. The prospective lower tier participant certifies, by submission of this proposal, that neither it nor its principals:

(1) is presently debarred, suspended, proposed for debarment, declared ineligible, or voluntarily excluded from participating in covered transactions by any Federal department or agency, 2 CFR 180.355;

(2) is a corporation that has been convicted of a felony violation under any Federal law within the two-year period preceding this proposal (USDOT Order 4200.6 implementing appropriations act requirements); and

(3) is a corporation with any unpaid Federal tax liability that has been assessed, for which all judicial and administrative remedies have been exhausted, or have lapsed, and that is not being paid in a timely manner pursuant to an agreement with the authority responsible for collecting the tax liability. (USDOT Order 4200.6 implementing appropriations act requirements)

b. Where the prospective lower tier participant is unable to certify to any of the statements in this certification, such prospective participant should attach an explanation to this proposal.

* * * * *

XI. CERTIFICATION REGARDING USE OF CONTRACT FUNDS FOR LOBBYING

This provision is applicable to all Federal-aid construction contracts and to all related subcontracts which exceed \$100,000. 49 CFR Part 20, App. A.

1. The prospective participant certifies, by signing and submitting this bid or proposal, to the best of his or her knowledge and belief, that:

a. No Federal appropriated funds have been paid or will be paid, by or on behalf of the undersigned, to any person for influencing or attempting to influence an officer or employee of any Federal agency, a Member of Congress, an officer or employee of Congress, or an employee of a Member of Congress in connection with the awarding of any Federal contract, the making of any Federal grant, the making of any Federal loan, the entering into of any cooperative agreement, and the extension, continuation, renewal, amendment, or modification of any Federal contract, grant, loan, or cooperative agreement.

b. If any funds other than Federal appropriated funds have been paid or will be paid to any person for influencing or attempting to influence an officer or employee of any Federal agency, a Member of Congress, an officer or employee of Congress, or an employee of a Member of Congress in connection with this Federal contract, grant, loan, or

cooperative agreement, the undersigned shall complete and submit Standard Form-LLL, "Disclosure Form to Report Lobbying," in accordance with its instructions.

2. This certification is a material representation of fact upon which reliance was placed when this transaction was made or entered into. Submission of this certification is a prerequisite for making or entering into this transaction imposed by 31 U.S.C. 1352. Any person who fails to file the required certification shall be subject to a civil penalty of not less than \$10,000 and not more than \$100,000 for each such failure.

3. The prospective participant also agrees by submitting its bid or proposal that the participant shall require that the language of this certification be included in all lower tier subcontracts, which exceed \$100,000 and that all such recipients shall certify and disclose accordingly.

XII. USE OF UNITED STATES-FLAG VESSELS:

This provision is applicable to all Federal-aid construction contracts, design-build contracts, subcontracts, lower-tier subcontracts, purchase orders, lease agreements, or any other covered transaction. 46 CFR Part 381.

This requirement applies to material or equipment that is acquired for a specific Federal-aid highway project. 46 CFR 381.7. It is not applicable to goods or materials that come into inventories independent of an FHWA funded-contract.

When oceanic shipments (or shipments across the Great Lakes) are necessary for materials or equipment acquired for a specific Federal-aid construction project, the bidder, proposer, contractor, subcontractor, or vendor agrees:

1. To utilize privately owned United States-flag commercial vessels to ship at least 50 percent of the gross tonnage (computed separately for dry bulk carriers, dry cargo liners, and tankers) involved, whenever shipping any equipment, material, or commodities pursuant to this contract, to the extent such vessels are available at fair and reasonable rates for United States-flag commercial vessels. 46 CFR 381.7.

2. To furnish within 20 days following the date of loading for shipments originating within the United States or within 30 working days following the date of loading for shipments originating outside the United States, a legible copy of a rated, 'on-board' commercial ocean bill-of-lading in English for each shipment of cargo described in paragraph (b)(1) of this section to both the Contracting Officer (through the prime contractor in the case of subcontractor bills-of-lading) and to the Office of Cargo and Commercial Sealift (MAR-620), Maritime Administration, Washington, DC 20590. (MARAD requires copies of the ocean carrier's (master) bills of lading, certified onboard, dated, with rates and charges. These bills of lading may contain business sensitive information and therefore may be submitted directly to MARAD by the Ocean Transportation Intermediary on behalf of the contractor). 46 CFR 381.7.

**ATTACHMENT A - EMPLOYMENT AND MATERIALS
PREFERENCE FOR APPALACHIAN DEVELOPMENT HIGHWAY
SYSTEM OR APPALACHIAN LOCAL ACCESS**

ROAD CONTRACTS (23 CFR 633, Subpart B, Appendix B)
This provision is applicable to all Federal-aid projects funded under the Appalachian Regional Development Act of 1965.

1. During the performance of this contract, the contractor undertaking to do work which is, or reasonably may be, done as on-site work, shall give preference to qualified persons who regularly reside in the labor area as designated by the DOL wherein the contract work is situated, or the subregion, or the Appalachian counties of the State wherein the contract work is situated, except:

a. To the extent that qualified persons regularly residing in the area are not available.

b. For the reasonable needs of the contractor to employ supervisory or specially experienced personnel necessary to assure an efficient execution of the contract work.

c. For the obligation of the contractor to offer employment to present or former employees as the result of a lawful collective bargaining contract, provided that the number of nonresident persons employed under this subparagraph (1c) shall not exceed 20 percent of the total number of employees employed by the contractor on the contract work, except as provided in subparagraph (4) below.

2. The contractor shall place a job order with the State Employment Service indicating (a) the classifications of the laborers, mechanics and other employees required to perform the contract work, (b) the number of employees required in each classification, (c) the date on which the participant estimates such employees will be required, and (d) any other pertinent information required by the State Employment Service to complete the job order form. The job order may be placed with the State Employment Service in writing or by telephone. If during the course of the contract work, the information submitted by the contractor in the original job order is substantially modified, the participant shall promptly notify the State Employment Service.

3. The contractor shall give full consideration to all qualified job applicants referred to him by the State Employment Service. The contractor is not required to grant employment to any job applicants who, in his opinion, are not qualified to perform the classification of work required.

4. If, within one week following the placing of a job order by the contractor with the State Employment Service, the State Employment Service is unable to refer any qualified job applicants to the contractor, or less than the number requested, the State Employment Service will forward a certificate to the contractor indicating the unavailability of applicants. Such certificate shall be made a part of the contractor's permanent project records. Upon receipt of this certificate, the contractor may employ persons who do not normally reside in the labor area to fill positions covered by the certificate, notwithstanding the provisions of subparagraph (1c) above.

5. The provisions of 23 CFR 633.207(e) allow the contracting agency to provide a contractual preference for the use of mineral resource materials native to the Appalachian region.

6. The contractor shall include the provisions of Sections 1 through 4 of this Attachment A in every subcontract for work which is, or reasonably may be, done as on-site work.