

104

Letting November 7, 2025

Notice to Bidders, Specifications and Proposal



**Contract No. 61L76
COOK County
Section 24-00144-00-MS (Maywood)
Route FAU 2733 (9th Avenue)
Project DS43-688 ()
District 1 Construction Funds**

Prepared by

F

Checked by

(Printed by authority of the State of Illinois)



NOTICE TO BIDDERS

- 1. TIME AND PLACE OF OPENING BIDS.** Electronic bids are to be submitted to the electronic bidding system (iCX-Integrated Contractors Exchange). All bids must be submitted to the iCX system prior to 12:00 p.m. November 7, 2025 at which time the bids will be publicly opened from the iCX SecureVault.
- 2. DESCRIPTION OF WORK.** The proposed improvement is identified and advertised for bids in the Invitation for Bids as:

**Contract No. 61L76
COOK County
Section 24-00144-00-MS (Maywood)
Project DS43-688 ()
Route FAU 2733 (9th Avenue)
District 1 Construction Funds**

Resurfacing and pedestrian safety improvements at the intersection of 9th Ave. at Van Buren Street, and at Quiney Street in Maywood.

- 3. INSTRUCTIONS TO BIDDERS.** (a) This Notice, the invitation for bids, proposal and letter of award shall, together with all other documents in accordance with Article 101.09 of the Standard Specifications for Road and Bridge Construction, become part of the contract. Bidders are cautioned to read and examine carefully all documents, to make all required inspections, and to inquire or seek explanation of the same prior to submission of a bid.

(b) State law, and, if the work is to be paid wholly or in part with Federal-aid funds, Federal law requires the bidder to make various certifications as a part of the proposal and contract. By execution and submission of the proposal, the bidder makes the certification contained therein. A false or fraudulent certification shall, in addition to all other remedies provided by law, be a breach of contract and may result in termination of the contract.
- 4. AWARD CRITERIA AND REJECTION OF BIDS.** This contract will be awarded to the lowest responsive and responsible bidder considering conformity with the terms and conditions established by the Department in the rules, Invitation for Bids and contract documents. The issuance of plans and proposal forms for bidding based upon a prequalification rating shall not be the sole determinant of responsibility. The Department reserves the right to determine responsibility at the time of award, to reject any or all proposals, to re-advertise the proposed improvement, and to waive technicalities.

By Order of the
Illinois Department of Transportation

Gia Biagi,
Secretary

CONTRACT 61L76

INDEX FOR SUPPLEMENTAL SPECIFICATIONS AND RECURRING SPECIAL PROVISIONS

Adopted January 1, 2025

This index contains a listing of SUPPLEMENTAL SPECIFICATIONS, frequently used RECURRING SPECIAL PROVISIONS, and LOCAL ROADS AND STREETS RECURRING SPECIAL PROVISIONS.

ERRATA Standard Specifications for Road and Bridge Construction (Adopted 1-1-22) (Revised 1-1-25)

SUPPLEMENTAL SPECIFICATIONS

<u>Std. Spec. Sec.</u>	<u>Page No.</u>
202 Earth and Rock Excavation	1
204 Borrow and Furnished Excavation.....	2
207 Porous Granular Embankment	3
211 Topsoil and Compost	4
406 Hot-Mix Asphalt Binder and Surface Course	5
407 Hot-Mix Asphalt Pavement (Full-Depth)	7
420 Portland Cement Concrete Pavement	8
502 Excavation for Structures	9
509 Metal Railings	10
540 Box Culverts	11
542 Pipe Culverts	31
550 Storm Sewers	40
586 Granular Backfill for Structures	47
630 Steel Plate Beam Guardrail	48
632 Guardrail and Cable Road Guard Removal	49
644 High Tension Cable Median Barrier	50
665 Woven Wire Fence	51
701 Work Zone Traffic Control and Protection	52
781 Raised Reflective Pavement Markers	54
782 Reflectors	55
801 Electrical Requirements	57
821 Roadway Luminaires	60
1003 Fine Aggregates	61
1004 Coarse Aggregates	62
1010 Finely Divided Minerals	63
1020 Portland Cement Concrete	64
1030 Hot-Mix Asphalt	67
1040 Drain Pipe, Tile, and Wall Drain	68
1061 Waterproofing Membrane System	69
1067 Luminaire	70
1097 Reflectors	77
1102 Hot-Mix Asphalt Equipment	78

RECURRING SPECIAL PROVISIONS

The following RECURRING SPECIAL PROVISIONS indicated by an "X" are applicable to this contract and are included by reference:

<u>CHECK SHEET #</u>		<u>PAGE NO.</u>
1	<input checked="" type="checkbox"/> Additional State Requirements for Federal-Aid Construction Contracts	79
2	<input checked="" type="checkbox"/> Subletting of Contracts (Federal-Aid Contracts)	82
3	<input checked="" type="checkbox"/> EEO	83
4	<input type="checkbox"/> Specific EEO Responsibilities Non Federal-Aid Contracts	93
5	<input type="checkbox"/> Required Provisions - State Contracts	98
6	<input type="checkbox"/> Asbestos Bearing Pad Removal	104
7	<input type="checkbox"/> Asbestos Waterproofing Membrane and Asbestos HMA Surface Removal	105
8	<input type="checkbox"/> Temporary Stream Crossings and In-Stream Work Pads	106
9	<input type="checkbox"/> Construction Layout Stakes	107
10	<input type="checkbox"/> Use of Geotextile Fabric for Railroad Crossing	110
11	<input type="checkbox"/> Subsealing of Concrete Pavements	112
12	<input type="checkbox"/> Hot-Mix Asphalt Surface Correction	116
13	<input checked="" type="checkbox"/> Pavement and Shoulder Resurfacing	118
14	<input type="checkbox"/> Patching with Hot-Mix Asphalt Overlay Removal	119
15	<input type="checkbox"/> Polymer Concrete	121
16	Reserved	123
17	<input type="checkbox"/> Bicycle Racks	124
18	<input type="checkbox"/> Temporary Portable Bridge Traffic Signals	126
19	<input type="checkbox"/> Nighttime Inspection of Roadway Lighting	128
20	<input type="checkbox"/> English Substitution of Metric Bolts	129
21	<input type="checkbox"/> Calcium Chloride Accelerator for Portland Cement Concrete	130
22	<input type="checkbox"/> Quality Control of Concrete Mixtures at the Plant	131
23	<input checked="" type="checkbox"/> Quality Control/Quality Assurance of Concrete Mixtures	139
24	Reserved	155
25	Reserved	156
26	<input type="checkbox"/> Temporary Raised Pavement Markers	157
27	<input type="checkbox"/> Restoring Bridge Approach Pavements Using High-Density Foam	158
28	<input type="checkbox"/> Portland Cement Concrete Inlay or Overlay	161
29	<input type="checkbox"/> Portland Cement Concrete Partial Depth Hot-Mix Asphalt Patching	165
30	<input type="checkbox"/> Longitudinal Joint and Crack Patching	168
31	<input type="checkbox"/> Concrete Mix Design – Department Provided	170
32	<input type="checkbox"/> Station Numbers in Pavements or Overlays	171

LOCAL ROADS AND STREETS RECURRING SPECIAL PROVISIONS

Table of Contents

<u>CHECK SHEET #</u>			<u>PAGE NO.</u>
LRS 1		Reserved	173
LRS 2	<input type="checkbox"/>	Furnished Excavation	174
LRS 3	<input checked="" type="checkbox"/>	Work Zone Traffic Control Surveillance	175
LRS 4	<input type="checkbox"/>	Flaggers in Work Zones	176
LRS 5	<input type="checkbox"/>	Contract Claims	177
LRS 6	<input type="checkbox"/>	Bidding Requirements and Conditions for Contract Proposals	178
LRS 7	<input type="checkbox"/>	Bidding Requirements and Conditions for Material Proposals	184
LRS 8		Reserved	190
LRS 9	<input type="checkbox"/>	Bituminous Surface Treatments	191
LRS 10		Reserved	195
LRS 11	<input type="checkbox"/>	Employment Practices	196
LRS 12	<input type="checkbox"/>	Wages of Employees on Public Works	198
LRS 13	<input type="checkbox"/>	Selection of Labor	200
LRS 14	<input type="checkbox"/>	Paving Brick and Concrete Paver Pavements and Sidewalks	201
LRS 15	<input type="checkbox"/>	Partial Payments	204
LRS 16	<input type="checkbox"/>	Protests on Local Lettings	205
LRS 17	<input type="checkbox"/>	Substance Abuse Prevention Program	206
LRS 18	<input type="checkbox"/>	Multigrade Cold Mix Asphalt	207
LRS 19	<input type="checkbox"/>	Reflective Crack Control Treatment	208

TABLE OF CONTENTS

ITEM	PAGE
LOCATION OF PROJECT.....	1
DESCRIPTION OF PROJECT	1
PROJECT STAGING AND LOCAL ACCESS	1
COMPLETION SCHEDULE AND LIMITATION OF OPERATIONS.....	2
MAINTENANCE OF ROADWAYS.....	4
STATUS OF UTILITIES (D-1).....	4
UTILITIES TO BE ADJUSTED	4
UTILITIES TO BE WATCHED AND PROTECTED.....	4
PROTECTION OF WATER SERVICES	5
OPEN EXCAVATIONS	6
INCIDENTAL EXCAVATIONS.....	6
SHEETING AND SHORING	6
SAWCUTTING.....	6
RESTORATION OF PROPERTY.....	6
CURB AND GUTTER TRANSITIONS	6
CURING AND PROTECTION.....	7
AGGREGATE BEDDING FOR CONCRETE WORK	7
MAINTENANCE OF EXISTING DRAINAGE STRUCTURES	7
CLEANING OF DRAINAGE STRUCTURES	7
CONTROL OF SEWER FLOWS.....	8
INLET FILTERS.....	8
WASHOUT BASIN	9
TRENCH BACKFILL	9
HOT-MIX ASPHALT SURFACE REMOVAL – BUTT JOINT.....	10
INCIDENTAL HOT-MIX ASPHALT SURFACING.....	10
PROTECTIVE COAT	11
DETECTABLE WARNINGS	11
COMBINATION CURB AND GUTTER REMOVAL	12
SIDEWALK REMOVAL	12
FRAMES AND LIDS TO BE ADJUSTED	13
MANHOLES TO BE RECONSTRUCTED.....	13
FRAMES AND LIDS, TYPE 1, CLOSED LID	14
PORTLAND CEMENT CONCRETE SIDEWALK, 5".....	15
COMBINATION CONCRETE CURB AND GUTTER, TYPE B-6.12 (MODIFIED).....	15
FRAMES AND LIDS TO BE ADJUSTED (SPECIAL).....	16
HOT-MIX ASPHALT SURFACE REMOVAL, VARIABLE DEPTH	17

TABLE OF CONTENTS

<u>ITEM</u>	<u>PAGE</u>
TEMPORARY INFORMATION SIGNING	18
CONNECTION TO EXISTING MANHOLE.....	19
STORM SEWERS, PVC, TYPE 1, 8"	19
SOLAR-POWERED FLASHING BEACON ASSEMBLY (COMPLETE).....	20
TRAFFIC CONTROL PLAN (D-1)	25
ADJUSTMENTS AND RECONSTRUCTIONS (D-1).....	26
DRAINAGE AND INLET PROTECTION UNDER TRAFFIC (D-1)	27
HOT-MIX ASPHALT - MIXTURE DESIGN VERIFICATION AND PROTECTION (D-1).....	28
FRICTION AGGREGATE (D-1)	29
HOT-MIX ASPHALT BINDER AND SURFACE COURSE (D-1).....	32
PUBLIC CONVENIENCE AND SAFETY (D-1)	38
TEMPORARY PAVEMENT (D-1)	38
COMPLETION DATE PLUS WORKING DAYS (D1)	39
FAILURE TO COMPLETE PLANT CASE AND ESTABLISHMENT WORK ON TIME	39
SUPPLEMENTAL WATERING	40
AVAILABLE REPORTS	42
LR 107-4.....	43
LR 1030-2.....	44
MWRDGC PERMIT	46

BDE SPECIAL PROVISIONS

The following special provisions indicated by an "X" are applicable to this contract. An * indicates a new or revised special provision for the letting.

<u>File Name</u>	<u>Pg.</u>	<u>Special Provision Title</u>	<u>Effective</u>	<u>Revised</u>
80099		<input type="checkbox"/> Accessible Pedestrian Signals (APS)	April 1, 2003	Jan. 1, 2022
80274		<input type="checkbox"/> Aggregate Subgrade Improvement	April 1, 2012	April 1, 2022
80192		<input type="checkbox"/> Automated Flagger Assistance Device	Jan. 1, 2008	April 1, 2023
80173		<input type="checkbox"/> Bituminous Materials Cost Adjustments	Nov. 2, 2006	Aug. 1, 2017
80426		<input type="checkbox"/> Bituminous Surface Treatment with Fog Seal	Jan. 1, 2020	Jan. 1, 2022
80241		<input type="checkbox"/> Bridge Demolition Debris	July 1, 2009	
50531		<input type="checkbox"/> Building Removal	Sept. 1, 1990	Aug. 1, 2022
50261		<input type="checkbox"/> Building Removal with Asbestos Abatement	Sept. 1, 1990	Aug. 1, 2022
80460	57	<input checked="" type="checkbox"/> Cement, Finely Divided Minerals, Admixtures, Concrete, and Mortar	Jan. 1, 2025	
80384	68	<input checked="" type="checkbox"/> Compensable Delay Costs	June 2, 2017	April 1, 2019
80198		<input type="checkbox"/> Completion Date (via calendar days)	April 1, 2008	
80199		<input type="checkbox"/> Completion Date (via calendar days) Plus Working Days	April 1, 2008	
80461		<input type="checkbox"/> Concrete Barrier	Jan. 1, 2025	
80453		<input type="checkbox"/> Concrete Sealer	Nov. 1, 2023	
80261	72	<input checked="" type="checkbox"/> Construction Air Quality – Diesel Retrofit	June 1, 2010	Jan. 1, 2025
80029	74	<input checked="" type="checkbox"/> Disadvantaged Business Enterprise Participation	Sept. 1, 2000	Jan. 2, 2025
80467		<input type="checkbox"/> Erosion Control Blanket	Aug. 1, 2025	
80229		<input type="checkbox"/> Fuel Cost Adjustment	April 1, 2009	Aug. 1, 2017
80452		<input type="checkbox"/> Full Lane Sealant Waterproofing System	Nov. 1, 2023	
80447		<input type="checkbox"/> Grading and Shaping Ditches	Jan 1, 2023	
80433		<input type="checkbox"/> Green Preformed Thermoplastic Pavement Markings	Jan. 1, 2021	Jan. 1, 2022
* 80471		<input type="checkbox"/> Guardrail	Nov. 1, 2025	
* 80472		<input type="checkbox"/> High Friction Surface Treatment	Nov. 1, 2025	
80456		<input type="checkbox"/> Hot-Mix Asphalt	Jan. 1, 2024	Jan. 1, 2025
80446		<input type="checkbox"/> Hot-Mix Asphalt – Longitudinal Joint Sealant	Nov. 1, 2022	Aug. 1, 2023
80438		<input type="checkbox"/> Illinois Works Apprenticeship Initiative – State Funded Contracts	June 2, 2021	April 2, 2024
80450		<input type="checkbox"/> Mechanically Stabilized Earth Retaining Walls	Aug. 1, 2023	Aug. 1, 2025
* 80464	77	<input checked="" type="checkbox"/> Pavement Marking	April 1, 2025	Nov. 1, 2025
80468	78	<input checked="" type="checkbox"/> Pavement Patching	Aug. 1, 2025	
80441	79	<input checked="" type="checkbox"/> Performance Graded Asphalt Binder	Jan 1, 2023	
80459		<input type="checkbox"/> Preformed Plastic Pavement Marking	June 2, 2024	
34261		<input type="checkbox"/> Railroad Protective Liability Insurance	Dec. 1, 1986	Jan. 1, 2022
* 80473		<input type="checkbox"/> Raised Reflective Pavement Markers	Nov. 1, 2025	
80455	84	<input checked="" type="checkbox"/> Removal and Disposal of Regulated Substances	Jan. 1, 2024	April 1, 2024
* 80474		<input type="checkbox"/> Residential Driveway Temporary Signal	Nov. 1, 2025	
80445		<input type="checkbox"/> Seeding	Nov. 1, 2022	
80457	86	<input checked="" type="checkbox"/> Short Term and Temporary Pavement Markings	April 1, 2024	April 2, 2024
80462	90	<input checked="" type="checkbox"/> Sign Panels and Appurtenances	Jan. 1, 2025	April 1, 2025
80469		<input type="checkbox"/> Slope Wall	Aug. 1, 2025	
80448	91	<input checked="" type="checkbox"/> Source of Supply and Quality Requirements	Jan. 2, 2023	
80340		<input type="checkbox"/> Speed Display Trailer	April 2, 2014	Jan. 1, 2022
* 80127		<input type="checkbox"/> Steel Cost Adjustment	April 2, 2004	Nov. 1, 2025
80397	92	<input checked="" type="checkbox"/> Subcontractor and DBE Payment Reporting	April 2, 2018	
80391	93	<input checked="" type="checkbox"/> Subcontractor Mobilization Payments	Nov. 2, 2017	April 1, 2019
80463	94	<input checked="" type="checkbox"/> Submission of Bidders List Information	Jan. 2, 2025	Mar. 2, 2025
80437	95	<input checked="" type="checkbox"/> Submission of Payroll Records	April 1, 2021	Nov. 2, 2023
80435		<input type="checkbox"/> Surface Testing of Pavements – IRI	Jan. 1, 2021	Jan. 1, 2023
80465	97	<input checked="" type="checkbox"/> Surveying Services	April 1, 2025	
80466		<input type="checkbox"/> Temporary Rumble Strips	April 1, 2025	
80470		<input type="checkbox"/> Traffic Signal Backplate	Aug. 1, 2025	
20338		<input type="checkbox"/> Training Special Provisions	Oct. 15, 1975	Sept. 2, 2021

<u>File Name</u>	<u>Pg.</u>	<u>Special Provision Title</u>	<u>Effective</u>	<u>Revised</u>
80429		<input type="checkbox"/> Ultra-Thin Bonded Wearing Course	April 1, 2020	Jan. 1, 2022
80439	98	<input checked="" type="checkbox"/> Vehicle and Equipment Warning Lights	Nov. 1, 2021	Nov. 1, 2022
80458		<input type="checkbox"/> Waterproofing Membrane System	Aug. 1, 2024	
80302	99	<input checked="" type="checkbox"/> Weekly DBE Trucking Reports	June 2, 2012	Jan. 2, 2025
80454		<input type="checkbox"/> Wood Sign Support	Nov. 1, 2023	
80427	100	<input checked="" type="checkbox"/> Work Zone Traffic Control Devices	Mar. 2, 2020	Jan. 1, 2025
80071		<input type="checkbox"/> Working Days	Jan. 1, 2002	

9TH AVENUE (FAU 2733) AND VAN BUREN STREET (LR 4080);
9TH AVENUE (FAU 2733) AND QUINCY STREET (LR 4070)
SECTION NO 24-00144-00-MS
VILLAGE OF MAYWOOD
COOK COUNTY
CONTRACT NO. 61L76

STATE OF ILLINOIS

SPECIAL PROVISIONS

The following Special Provisions supplement the “Standard Specifications for Road and Bridge Construction,” adopted January 1, 2022, herein referred to as the Standard Specifications, the latest edition of the “Illinois Manual on Uniform Traffic Control Devices for Streets and Highways,” and the Manual of Test Procedures for Materials in effect on the date of invitation for bids, herein referred to as the Specifications, and the “Supplemental Specifications and Recurring Special Provisions” indicated on the Check Sheet included herein which apply to and govern and in case of conflict with any part or parts of said Specifications, the said Special Provisions shall take precedence and shall govern the construction of:

9TH AVENUE (FAU 2733) AND VAN BUREN STREET (LR 4080); 9TH AVENUE (FAU 2733) AND QUINCY STREET (LR 4070)
PROJECT NO.: DS43 (688)
SECTION NO.: 24-00144-00-MS
VILLAGE OF MAYWOOD
COOK COUNTY
CONTRACT NO. 61L76

LOCATION OF PROJECT

The project is located at two intersections: 9th Avenue and Van Buren Street, 9th Avenue and Quincy Street within the Village of Maywood, in Cook County, Illinois. There is a project omission between the intersections from STA 1+84 to STA 4+15. The project has a gross length of 370 feet (0.07 miles) and a net length of 183 feet (0.03 miles).

DESCRIPTION OF PROJECT

The work consists of intermittent replacement of defective curb and gutter, replacement of deteriorated structures, pavement patching, hot-mix asphalt surface removal, resurfacing with level binder and hot-mix asphalt surface course, pavement striping, restoring the parkways with topsoil and sod, upgrading ADA sidewalk with new bump outs, pedestrian activated solar powered flashing beacons, installation of as well as all incidental and collateral work necessary to complete the project as shown in the plans and described herein.

PROJECT STAGING AND LOCAL ACCESS

9th Avenue shall remain open to two-way traffic during construction. The roadway shall remain traversable for local residents and emergency vehicles at all times. Staging construction during all phases, including during cold milling, pavement patching, structure adjustments, and paving operations will be necessary to maintain two-way traffic. Detours will not be allowed.

In addition, the Contractor shall follow the staging plan as described below:

- All concrete work including combination curb and gutter, sidewalk, and driveways shall be replaced within 2 working days of removal.
- Pavement patching sequence shall include completing pavement patches in one lane (per direction of travel) before beginning removals in the other lane. Some patches may be required to be done in parts in order to maintain traffic in both directions. Plates are anticipated to be used on the project to allow vehicular traffic to return to normal by the end of the day. All travel lanes affected during the working day must return to normal by the end of the working day. No travel lane will be closed off at the end of the day.

All work for staging and maintaining local access shall be included in the cost of TRAFFIC CONTROL AND PROTECTION STANDARDS items.

COMPLETION SCHEDULE AND LIMITATION OF OPERATIONS

The contract will be based on a November letting with an execution date of January; however, there will be a delayed start date due to scope of work and project location. The last day of school is on June 5th, 2026 for both students and teachers. Work shall begin after June 5th, 2026, but not later than June 15th, unless otherwise stated. Work shall be prosecuted in such manner and with sufficient materials, equipment, and labor to insure its completion by **August 10, 2026. This schedule is based upon a presumed November 2025 letting with an execution date of January 2026; however, there will be a delayed start date due to the scope of work involved and project location.** The project shall be completed in a timely manner to avoid disrupting bus routes, faculty, and students during the school year. **The HMA paving work at these intersections shall be completed prior to August 7, 2026.** Punch list work to follow immediately. Should the Contractor fail to complete the work within this time, or within any extra time as allowed by extensions, the Village shall withhold liquidated damages from payments that would otherwise be due the Contractor under the terms of the Contract. The schedule of liquidated damages shall be in accordance with the IDOT Standard Specifications.

Should the Contractor not complete the project within the prescribed time limit, liquidated damages shall be assessed at a rate of \$750.00 per calendar day of overrun.

In order to achieve the completion date for hot-mix asphalt paving, it is anticipated that the Contractor may require multiple crews for each trade (including underground, excavation, and concrete) working concurrently, or extended daily hours in order to complete the project by the completion date.

The completion date pertains to the work items outlined in this Contract. Any "Punch List" work that is required shall be completed within 5 days of delivery of the "Punch List" from the Engineer. If punch list work has not been completed within the 5 days as described above, then daily liquidated damages shall resume at that time until the punch list items are completed. The Contractor shall conduct the work on this project at all times in such a manner and in such sequence as will assure the least interference with traffic on all streets where pavements are to be constructed, on cross streets, and at driveway entrances. The Contractor will be allowed to work concurrently on multiple sections of the project, however; the Village reserves the right to require

the Contractor to complete sufficient work in a section of the project that will result in the restoration of daily traffic and permit accessibility to driveway entrances before work is started on any additional sections of the project.

The Contractor will only be allowed to remove the curb and gutter and flatwork on one side of the street at a time. One lane of access must be available to vehicles and emergency services at all times.

The Contractor will be allowed to backfill trenches that cross pavements with stone to provide temporary access. However, if a trench crossing has not received final restoration within 30 days of the pavement being removed, the Contractor will be required to place a minimum 2" thick lift of asphalt to cap the patch until final restoration is completed. The installation, maintenance, and removal of the temporary cap shall be included in the Contract.

9th Avenue

1. The existing pavement will remain in place as a working platform until all work on the curb and gutter and sidewalk have been completed.
2. Once the curb has been installed, certain critical areas may be filled with temporary aggregate between the curb and gutter and edge of pavement. These critical areas will include the areas in front of the curb radius and at the proposed crosswalk intersections.
3. Pavement patching shall be completed in phases and must be approved by the engineer. The contractor will only be allowed to work on one travel lane at a time and it is anticipated that plating and cold asphalt patching will be necessary in order to return daily traffic to normal operations by the end of each working day. Any plating and cold patching involved shall be included in the cost of this contract.
4. The Contractor shall be required to complete the installation of the HMA binder course within 14 calendar days of the start of pavement removal. If the Contractor has not completed this work within the allowable time, then liquidated damages will be assessed according to the Schedule of Liquidated Damages.
5. Once the binder course has been installed, all topsoil and sod shall be placed prior to beginning the HMA surface course.
6. The intersections shall be constructed in multiple phases as required to allow for emergency services. The Contractor will be allowed to work concurrently on multiple sections of intersection/street, however; the Village reserves the right to require the Contractor to complete sufficient work in a section of the project that will result in the restoration of daily traffic and permit accessibility to crosswalks before work is started on any additional sections of the project.
7. Multiple flaggers will be required throughout the job and shall be considered as part of the traffic control and protection pay item. No detours will be permitted, all traffic control will be done through the IDOT standards.

MAINTENANCE OF ROADWAYS (D-1)

Effective: September 30, 1985

Revised: November 1, 1996

Beginning on the date that work begins on this project, the Contractor shall assume responsibility for normal maintenance of all existing roadways within the limits of the improvement. This normal maintenance shall include all repair work deemed necessary by the Engineer but shall not include snow removal operations. Traffic control and protection for maintenance of roadways will be provided by the Contractor as required by the Engineer.

If items of work have not been provided in the contract or otherwise specified for payment, such items, including the accompanying traffic control and protection required by the Engineer, will be paid for in accordance with Article 109.04 of the Standard Specifications.

STATUS OF UTILITIES (D-1)

Effective: June 1, 2016

Revised: January 1, 2020

Utility companies and/or municipal owners located within the construction limits of this project have provided the following information regarding their facilities and the proposed improvements. The tables below contain a description of specific conflicts to be resolved and/or facilities which will require some action on the part of the Department's contractor to proceed with work. Each table entry includes an identification of the action necessary and, if applicable, the estimated duration required for the resolution.

UTILITIES TO BE ADJUSTED

Conflicts noted below have been identified by following the suggested staging plan included in the contract. The company has been notified of all conflicts and will be required to obtain the necessary permits to complete their work; in some instances, resolution will be a function of the construction staging. The responsible agency must relocate, or complete new installations as noted below; this work has been deemed necessary to be complete for the Department's contractor to then work in the stage under which the item has been listed:

No conflicts to be resolved.

UTILITIES TO BE WATCHED AND PROTECTED

The areas of concern noted below have been identified by following the suggested staging plan included for the contract. The information provided is not a comprehensive list of all remaining utilities, but those which during coordination were identified as ones which might require the Department's contractor to take into consideration when making the determination of the means and methods that would be required to construct the proposed improvement. In some instances, the contractor will be responsible to notify the owner in advance of the work to take place so necessary staffing on the owner's part can be secured.

No facilities require extra consideration.

The following contact information is what was used during the preparation of the plans as provided by the owner of the facility:

Agency/ Company Responsible to Resolve Conflict	Name of Contact	Address	Phone	E-mail Address
AT&T	Tom Laskowski	1000 Commerce Drive Oak Brook, IL 60523	(630) 573-5643	TI7895@att.com
Comcast	Martha Gieras	688 Industrial Drive, Elmhurst, IL 60126	(224) 229-5862	Martha_Gieras@comcast.com
ComEd	Patricia Rodriguez	860 Oak Creek Dr Lombard, IL 60148	(630) 396 8225	atriciaRodriguez@usicllc.com
Nicor	Anna Tran	1844 Ferry Rd, Naperville, IL 60563	(244) 239-7693	atran@southernco.com
Adesta	Aaron Rydell	701 Willowbrook Centre Parkway Willowbrook, IL 60527	(630) 962-7139	Aaron.Rydell@aus.com

The above represents the best information available to the Department and is included for the convenience of the bidder. The days required for conflict resolution should be taken into account in the bid as this information has also been factored into the timeline identified for the project when setting the completion date. The applicable portions of the Standard Specifications for Road and Bridge Construction shall apply.

Estimated duration of time provided in the action column for the first conflicts identified will begin on the date of the executed contract regardless of the status of the utility relocations. The responsible agencies will be working toward resolving subsequent conflicts in conjunction with contractor activities in the number of days noted.

The estimated relocation dates must be part of the progress schedule submitted by the contractor. A utility kickoff meeting will be scheduled between the Department, the Department's contractor and the utility companies. The Contractor is responsible for contacting J.U.L.I.E. prior to any and all excavation work.

PROTECTION OF WATER SERVICES

The Contractor shall strictly refrain from cutting or damaging any water service during construction activities. Extreme caution must be exercised when digging a near water service to prevent accidental cutting of the water service. In an event of any damage to the water service the contractor shall bear full responsibility and cost for the replacement of the water service from the water main to the meter inside the resident's property, which may include interior restoration to accommodate the pipe.

OPEN EXCAVATIONS

Leaving any excavation open overnight will not be allowed on this project. The Contractor will be responsible for completely backfilling or plating over of all excavations at the end of each day. If the excavations are backfilled they shall be filled with an aggregate meeting the gradation of CA-6. The material will be compacted sufficiently to prevent rutting or settlement of material under traffic loads. If plates are used they shall be of sufficient thickness to support vehicular loads and they shall extend a minimum of nine inches (9") beyond the limits of the excavation on all sides. If the plates are to be left over the weekend, the edges of the plates shall be cushioned with a bituminous mixture in areas where vehicular traffic will cross the plates.

The costs for providing the aggregate, plates and bituminous mixture will not be paid for directly but shall be considered included in the cost of the excavation work required for the various contract items.

INCIDENTAL EXCAVATION

The cost of any excavation and its disposal, or the cost of the CA-6 for fill, will not be paid for directly, but their cost shall be considered as included in the contract bid prices for the respective removal items of work.

SHEETING AND SHORING

Any sheeting or shoring required for the storm sewer installation or other construction elements requiring relatively deep excavations shall be included in the particular pay item and no additional compensation will be allowed for any supplemental work associated with the maintenance of trench sides or other excavated areas.

SAWCUTTING

All required saw-cutting work shall be considered included in the cost of the contract.

RESTORATION OF PROPERTY

The cost to replace or repair any property not specifically listed in the contract documents as pay items shall be included in the cost of the contract.

CURB AND GUTTER TRANSITIONS

Transitions from the proposed curb and gutters to existing curb and gutters, and from 6" curb height to 4" curb height (and vice-a-versa) shall be done in ten (10) foot transitions unless directed by the Engineer. Transitions from the proposed curb and gutters to the depressed curb and gutters shall be done in two (2) foot transitions unless directed by the engineer.

Basis of Payment: This item will not be paid for separately but shall be included in the unit price for the various concrete items in the Contract.

CURING AND PROTECTION

After the concrete has been finished and the water sheen has disappeared from the surface of the concrete, the surface shall be sealed with membrane curing compound of a type approved by the Engineer. The seal shall be maintained for the specified curing period in accordance with Article 1020.13. The edges of the concrete shall also be sealed immediately after the forms are removed. In addition, all concrete placed during periods of cold weather shall be protected in accordance with Article 1020.13 of the Standard Specifications. This work shall be considered included in the cost of the various concrete items in the Contract.

The work shall be under the charge and care of the Contractor until final acceptance by the Engineer. The Contractor shall assume all responsibility for any injury or damage to the work from any cause whatsoever and he shall rebuild, repair, or restore the damaged work at his/her own expense.

Basis of Payment: This item will not be paid for separately but shall be included in the unit price for the various concrete items in the Contract.

AGGREGATE BEDDING FOR CONCRETE WORK

New sidewalk and curb & gutter shall be placed on a minimum of two inches (2") of compacted CA-6 stone bedding, which is called out as Subbase Granular Material, Type B, in the proposed cross sections. New 7" driveway pavement shall be placed on a minimum of two inches (2") of compacted CA-6 stone bedding. Additional aggregate required to adjust the existing elevation of the subgrade to the proposed elevation will be included as part of that pay item.

Basis of Payment: This item will not be paid for separately but will be included in the unit price for the respective concrete items in the contract.

MAINTENANCE OF EXISTING DRAINAGE STRUCTURES

All loose material deposited in the flow line of gutters and drainage structures that obstructs the natural flow of water shall be removed at the close of each working day. At the conclusion of the construction operations, all drainage facilities shall be clean and free of all obstructions due to construction operations.

Basis of Payment: This item will not be paid for separately but shall be included in the unit price for the various sewer structures in the contract.

CLEANING OF DRAINAGE STRUCTURES

All drainage structures located within the gutter portions of the combination curb and gutter on all streets being improved shall be cleaned of construction materials and existing debris and sediment prior to the acceptance of the work performed.

Basis of Payment: The costs for labor and equipment necessary to clean these structures and for the disposal of the removed materials, debris, and sediment shall be included in the cost of the contract.

CONTROL OF SEWER FLOWS

In areas where sections of sewer are to be replaced, the contractor shall take care to manage flows carried by the pipeline, without risk to the project as to public health and safety. All costs associated with pumping, damming, or otherwise controlling the sewer flow shall be included in the cost of the contract.

INLET FILTERS

This work shall consist of the furnishing, installation, and removal of a drainage structure inlet filter assembly, consisting of a frame and filter bag, to collect sediment in surface storm water runoff at locations shown on the plans or as directed by the Engineer be in accordance with Section 280 of the "Standard Specifications for Road and Bridge Construction," except as modified herein.

The Contractor shall inspect the work site and review the plans to determine the number and dimensions of the various types of drainage structure frames (circular and rectangular) into which the inlet filters will be installed prior to ordering materials.

The drainage structure inlet filter assembly shall be installed under the grate on the lip of the drainage structure frame with the fabric bag hanging down into the drainage structure.

The drainage structure inlet filter assembly shall remain in place until final removal of the assembly is directed by the Engineer. The drainage structure inlet filter assembly shall remain the property of the Contractor. Final removal of the assembly shall include the disposal of debris or silt that has accumulated in the filter bag at the time of final removal.

Cleaning of the filter bags shall be included in this item. The cleanings shall be performed weekly and after a 0.5 inch or larger rain event for the duration of the use of each drainage structure inlet filter assembly. The Engineer shall be the sole judge of the need for cleaning, based on the rate that debris and silt is collected at each location. Also included shall be the off-site disposal of the material which is removed from the bags.

The drainage structure inlet filter assembly consists of a steel frame with a replaceable geotextile fabric bag attached with a steel band with locking cap that is suspended from the frame. A clean used bag and a used steel frame in good condition meeting the approval of the Engineer may be substituted for new materials.

Basis of Payment: The work will be paid for at the Contract unit price per Each for INLET FILTERS.

WASHOUT BASIN

Description: The Contractor shall take sufficient precautions to prevent pollution of streams, lakes, reservoirs, and wetlands with fuels, oils, bitumen, calcium chloride, or other harmful materials according to Article 107.23 of the Standard Specifications.

General: To prevent pollution by residual concrete and/or the by-product of washing out the concrete trucks, concrete washout facilities shall be constructed and maintained on any project which includes cast-in-place concrete items. The concrete washout shall be constructed, maintained, and removed according to this special provision.

The concrete washout facility shall be constructed on the job site in accordance with Illinois Urban Manual practice standard for Temporary Concrete Washout Facility (Code 954). The Contractor may elect to use a prefabricated portable concrete washout structure. The Contractor shall submit a plan for the concrete washout facility, to the Engineer for approval, a minimum of 10 calendar days before the first concrete pour. The working concrete washout facility shall be in place before any delivery of concrete to the site. The Contractor shall ensure that all concrete washout activities are limited to the designated area.

The concrete washout facility shall be located no closer than 50 feet from any environmentally sensitive areas, such as water bodies, wetlands, and/or other areas indicated on the Plans. Adequate signage shall be placed at the washout facility and elsewhere as necessary to clearly indicate the location of the concrete washout facility to the operators of concrete trucks.

The concrete washout facility shall be adequately sized to fully contain the concrete washout needs of the project. The contents of the concrete washout facility shall not exceed 75% of the facility capacity. Once the 75% capacity is reached, concrete placement shall be discontinued until the facility is cleaned out. Hardened concrete shall be removed and properly disposed of outside the right-of-way. Slurry shall be allowed to evaporate or shall be removed and properly disposed of outside the right-of-way. The Contractor shall immediately replace damaged basin liners or other washout facility components to prevent leakage of concrete waste from the washout facility. Concrete washout facilities shall be inspected by the Contractor after each use. Any and all spills shall be reported to the Engineer and cleaned up immediately. The Contractor shall remove the concrete washout facility when it is no longer needed.

Basis of Payment: This item will be paid for at the Contract unit price per Lump Sum for WASHOUT BASIN.

TRENCH BACKFILL

All trench backfill used under or within two feet (2') of pavements, sidewalks, driveways, and curb and gutter shall be Crushed Stone, Gradation **CA-6**. Maximum compaction must be obtained by Method 1 (mechanical compaction) as described in Article 550.07 of the "Standard Specifications for Road and Bridge Construction".

The crushed stone used for trench backfill must be approved on the Project by the Engineer. The use of crushed concrete will NOT be allowed. Payment for this item will be based on actual in place measurements taken by the Engineer on the site but in no case will exceed the theoretical volume calculated by using the trench backfill table included in the details shown on the Plans.

Basis of Payment: This work will be paid for at the Contract unit price per Cubic Yard for TRENCH BACKFILL.

HOT-MIX ASPHALT SURFACE REMOVAL – BUTT JOINT

This item will consist of the removal of the existing hot mix asphalt surface necessary to provide the profile of the proposed pavement cross section within the butt joint areas at the 9th Avenue intersections. The depth of grinding shall vary at the centerline and quarter crown of the pavement but shall not exceed four inches (4"). The asphalt pavement areas will be milled to allow for 2" of HOT-MIX ASPHALT SURFACE COURSE, MIX "D", N50.

This item shall include the shaping and compacting of any aggregate base that is exposed during grinding operations. Sufficient milling or grinding passes shall be made over the existing pavement so that all irregularities and high spots are eliminated from the pavement's surface before it is overlaid with new material. All butt joints are included under this pay item and shall be saw-cut no more than twenty-four (24) hours prior to the placement of the bituminous surface.

The equipment and construction methods for this item will conform to Article 440.03 of the Standard Specifications for Road and Bridge Construction. Hot-Mix Asphalt Surface Removal shall be measured in place and the area computed in square yards for the total increment of material removed. The area measured shall be paid for only once regardless of the number of passes needed to remove the material.

Basis of Payment: This work will be paid for at the Contract unit price per Square Yard of HOT-MIX ASPHALT SURFACE REMOVAL - BUTT JOINT.

INCIDENTAL HOT-MIX ASPHALT SURFACING

This item shall be installed in areas where hot-mix asphalt surface not part of the street pavements is to be replaced as part of the project and as directed by the Engineer. The hot-mix asphalt surface course shall be installed in 2 lifts, for a minimum total thickness of three-inches (3"), or matching the existing adjacent hot-mix asphalt surface thickness if greater than three-inches (3"). The surface course shall be placed in accordance with Section 408 of the "Standard Specifications for Road and Bridge Construction," except as modified herein.

The material shall meet the requirements as shown in the HMA table on the plans.

All concrete or brick surfaces scheduled for asphalt surfacing shall be cleaned and tacked with bituminous materials immediately prior to the laying of the asphalt mixture. A self-propelled mechanical roller shall be used to compact the HMA surface course.

The preparation of the base shall be performed in accordance with Section 358 of the “Standard Specifications for Road and Bridge Construction,” except that the cost of all such work, except materials, will not be paid for separately, but shall be included in the cost of this item.

Basis of Payment: This item shall be at the Contract unit price per Ton for INCIDENTAL HOT-MIX ASPHALT SURFACING.

PROTECTIVE COAT

This item includes the placement of protective coat on all exposed concrete surfaces at locations shown on the plans or as directed by the Engineer. Regardless of when the concrete is poured, a protective coat shall be applied to all concrete curb and gutter, driveways, concrete pavement, and sidewalks in accordance with the requirements of Section 421 of the Standard Specifications.

Two complete applications will need to be made prior to payment being made.

Basis of Payment: This item shall be at the Contract unit price per Square Yard of PROTECTIVE COAT.

DETECTABLE WARNINGS

This work shall be performed according to the Americans with Disabilities Act, IDOT Standards, as well as Article 424 of the “Standard Specifications for Road and Bridge Construction,” except as modified herein. This item shall be installed simultaneously with PORTLAND CEMENT CONCRETE SIDEWALK, 5 INCH.

The detectable warning shall be Federal #22144 (“brick red”) in color. Detectable warnings shall be 24” x 60” in size typically, although the width and shape may vary necessarily according to site geometry so as to meet ADA requirements.

The composite paver tile used in this project shall be as manufactured by TufTile, Access Tile, or Armor-Tile. The paver tiles shall be installed according to the manufacturer’s installation procedures.

This item shall not be a “Surface Applied” product.

Immediately following the installation of PORTLAND CEMENT CONCRETE SIDEWALK, 5 INCH, the detectable warning shall be pressed into the concrete. The detectable warning shall be tamped with a vibrating mechanism upon installation, and the factory-installed plastic sheeting must remain in place during the entire installation process to prevent the splashing of concrete onto the finished surface of the tile. No concrete shall be removed in the area to receive the detectable warning to ensure a strong lock with the concrete. The top of the domes shall be set level to the adjacent concrete on the top and sides of the ramp. This item shall be installed in full accordance with the manufacturer’s recommendations.

Basis of Payment: This item will be paid for at the Contract unit price per Square Foot for DETECTABLE WARNINGS.

COMBINATION CURB AND GUTTER REMOVAL

This item shall include the removal of the existing combination curb and gutter at locations indicated on the Plans and as directed by the Engineer. The work shall be performed in accordance with Section 440 of the "Standard Specifications for Road and Bridge Construction," except as modified herein.

Included in this item is the removal of all types of curbs encountered on the Project. This includes but is not limited to barrier curb. Also included in this item is the removal and disposal of any asphalt that has been overlaid into the gutter of any curb that is designated for removal. This item shall also include any excavation beneath or behind the curb and gutter necessary to install the proposed curb and gutter.

Where the curb and gutter abut a concrete pavement or concrete base, a full-depth saw-cut shall be made six inches (6") from the edge of pavement for the entire length of curb and gutter removal to allow for the neat removal of the curb and gutter and the placement of a gutter board in forming for the new curb. The removal of the six-inch (6") wedge of concrete pavement in front of the curb and gutter shall be incidental to this pay item.

The pavement shall be full-depth saw-cut along a line six inches (6") from the edge of pavement and removed to allow for framing of the proposed curb and gutter prior to removing the curb. The removal of this wedge will be paid for under this item. Any additional excavation required to reach the proposed subgrade shall be included in the cost of this item.

Basis of Payment: This item will be paid for at the Contract unit price per Foot of COMBINATION CURB AND GUTTER REMOVAL.

SIDEWALK REMOVAL

This item includes the removal of sidewalk at locations shown on the Plans and as directed by the Engineer in accordance with Section 440 of the "Standard Specifications for Road and Bridge Construction," except as modified herein. The Engineer will mark the limits of removal. The sidewalk shall be full-depth saw-cut and any areas outside the limits of removal which are damaged shall be replaced by the Contractor at his/her own expense.

The removal of concrete, brick, block, aggregate, flagstone, and asphalt sidewalks will be included in this item. These sidewalks shall be excavated to the subgrade of the proposed five inch (5") concrete sidewalk, including the two inch (2") crushed stone base. Any additional excavation required to reach the proposed subgrade, including excavation required to construct new ADA compliant sidewalk at corners and any additional excavation next to proposed ADA compliant sidewalk, shall be included in the cost of this item.

Basis of Payment: This item will be paid for at the Contract unit price per Square Foot of SIDEWALK REMOVAL.

FRAMES AND LIDS TO BE ADJUSTED

This item includes frames and lids to be adjusted at locations shown on the Plans and as directed by the Engineer in accordance with Section 602 of the “Standard Specifications for Road and Bridge Construction,” except as modified herein.

Structures located within the limits of the curb and gutter shall not be adjusted to final grade until the curb and gutter has been placed to within six feet (6') of each side of the structure, after which time the Contractor shall adjust the structure to the correct elevation and shall verify proper positive drainage of the curb and gutter.

All proposed and existing structures located within the pavement shall be adjusted to finish grade after the hot-mix asphalt binder course has been placed. The pavement disturbed by the adjustment shall be replaced with eight inches (8") of concrete base course to the grade of the hot-mix asphalt base course. The removal and replacement of the pavement shall be included as part of this item. The pavement shall be saw-cut to full depth in a 5' x 5' square prior to removal.

Frames located within the curb and gutter shall be pitched 1-1/2" toward the curb (3/4" per foot) to match the slope of the gutter. Frames located in the pavement shall be pitched to match the cross slope of the pavement. Frames located in sidewalk or driveway pavement shall be pitched to match the cross slope of the pavement. The Contractor may use only solid pieces of concrete or brick as shims to pitch the frame. The use of stones to adjust the frames is not permitted. The shims shall be placed in a bed of mortar at the time of the adjustment. The Contractor shall not shim the frame and then at a later time mortar the voids between the frame and the structure.

All debris shall be removed from the bottom of the structure to be adjusted regardless of whether it resulted from the construction project.

The Contractor shall not place mastic rope between concrete rings and between the rings and frame. The Contractor shall apply a one-quarter inch (1/4") coating of butyl rubber gasket sealant to the external diameter of the concrete grade adjustment rings.

Basis of Payment: This item will be paid for at the Contract unit price per Each for FRAMES AND LIDS TO BE ADJUSTED and shall include all cost for labor, equipment, and material necessary to complete this work.

MANHOLES TO BE RECONSTRUCTED

This item includes the reconstruction of existing catch basins, manholes, drainage structures or valve vaults at locations as directed by the Engineer in accordance with Section 440 of the “Standard Specifications for Road and Bridge Construction,” except as modified herein.

The reconstruction work shall not disturb the existing bench but shall be concentrated upon the reconstruction of all defective barrel and cone sections to a depth exceeding two feet (2'). The Engineer shall mark the depth to which the structure shall be reconstructed prior to the beginning of the work on the structure.

Only precast concrete barrel, cone, or flat top sections shall be used to replace defective sections of any structure. It shall be the Contractor's responsibility to determine the size of the existing structure and all connected pipe sizes and directions. No additional payment shall be made for variations in sizes of structures encountered. All pipe openings shall be formed in correct locations to avoid field-cutting the precast structure. All precast barrel, cone, and flat top sections shall have a flat surface (not keyed) on its bottom edge that will rest on the existing structure. The Contractor shall allow for the nine-inch (9") height of the frame and a minimum two inches (2") of grade rings when ordering and setting the precast section.

All debris shall be removed from the bottom of the manhole to be reconstructed regardless of whether it resulted from the construction project.

Reconnecting existing pipe(s), including as necessary the furnishing and installation of up to four feet (4') of replacement pipe length of any size and/or dimension, shall be included in the cost of this item. All inlet and outlet pipes of the structure shall be joined with watertight flexible, non-shear, rubber connectors conforming to ASTM C-443 & C-923 with stainless steel bands.

All necessary granular material backfilling and compaction around the structure shall be included in the cost of the structure to be reconstructed.

Basis of Payment: This item will be paid for at the Contract unit price per Each for MANHOLES TO BE RECONSTRUCTED and shall include all cost for labor, equipment, and material necessary to complete this work.

FRAMES AND LIDS, TYPE 1, CLOSED LID

All utility closed lids shall be provided according to Section 604 of the "Standard Specifications" and shall be self-sealing with recessed pick holes. All frames with closed lids to be furnished as part of this contract for construction, adjustment, or reconstruction of any manhole or valve vault shall have cast into the lid one of the following words:

<u>Structure Type</u>	<u>Self Sealing</u>	<u>Word Cast Into Lid</u>
Sanitary Manhole	YES	SANITARY
Combination Manhole	YES	SANITARY
Storm Manhole	NO	STORM
Valve Vault	YES	WATER

Basis of Payment: The frame and lid shall be included in the unit price of any new structure placed as part of the project. In the case of an existing structure that is to be adjusted or reconstructed the

frame and lid shall be paid for at the Contract unit price per Each for FRAMES AND LIDS, TYPE 1, CLOSED LID.

PORTLAND CEMENT CONCRETE SIDEWALK, 5"

The construction of the PCC Sidewalk shall be in accordance with Section 424 of the "Standard Specifications for Road and Bridge Construction," except as modified herein and in the details on the Plans.

The sidewalk shall be placed upon a base of compacted crushed stone, Gradation CA-6, having a minimum thickness of two inches (2"), the cost of which shall be included in this item.

At locations shown on the plans or specified by the Engineer, the Contractor shall pour a PCC side-curb monolithically with the sidewalk. The PCC Side Curb shall not be paid for separately, but instead will be included in the cost for PORTLAND CEMENT CONCRETE SIDEWALK, 5".

Full depth expansion joints shall be placed between the sidewalk and the back of any adjacent curb, sidewalk, or buildings, and as directed by the Engineer.

Basis of Payment: This item will be paid for at the Contract unit price per Square Foot of PORTLAND CEMENT CONCRETE SIDEWALK, 5" and shall include all costs for furnishing labor, equipment, and materials necessary to construct the sidewalk in accordance with the details on the Plans and with these Specifications.

COMBINATION CONCRETE CURB AND GUTTER, TYPE B-6.12 (MODIFIED)

The construction of the combination concrete curb and gutter shall be in accordance with Section 606 of the "Standard Specifications for Road and Bridge Construction," except as modified herein and the details for this item as shown on the Plans. The proposed gutter flag shall have a minimum thickness of ten inches (10"). The height of the curb head shall vary in accordance with the grades shown on the Plans or as directed by the Engineer.

This item shall primarily include the construction of combination concrete curb and gutter type B-6.12 at locations directed by the Engineer.

A six inch (6") wide concrete wedge shall be installed along the edge of pavement. The pavement shall be saw-cut six inches (6") from the edge of pavement and removed to allow for framing of the proposed curb and gutter prior to removing the curb. After the curb has been placed and the forms have been removed, the void between the existing base and the new gutter shall be filled with a minimum thickness of eight inches (8") of concrete. The concrete shall be set two and one-half inches (2 ½") below the proposed edge of pavement. The placement of the concrete wedge shall be included in this item.

All curb shall be placed on a base of 2" compacted CA-6 which shall be included in the cost of this item.

New curb and gutter to be placed next to frame and lids to be adjusted, shall be framed, and installed per the 'Gutter at Drainage Structure' detail shown in the plans. The labor, equipment, and material to install the curb and gutter per the detail, shall be included in this item.

At any locations where sidewalk, driveways or concrete median are adjacent to the back of curb, the area behind the curb shall be backfilled with crushed stone meeting the CA-7 gradation. The cost for furnishing and installing the crushed stone shall be considered included in this item.

Between four (4) and twenty-four (24) hours after the curb has been placed, contraction joints two inches (2") in depth, shall be saw-cut at a maximum of a 15-foot spacing and at certain other locations as may be indicated by the Engineer. These joints shall then be sealed according to the requirements of Article 420.14(a) of the "Standard Specifications for Road and Bridge Construction." At locations where the proposed curb and gutter meets existing curb and gutter, two 18-inches (18") long, three quarter inch (¾") diameter, epoxy coated, steel dowel bars shall be drilled into the existing curb and gutter.

It shall be the Contractor's responsibility to provide for curb depressions to be constructed where public sidewalks are to be ramped at curb crossings. The depressions shall be constructed in compliance with the Accessibility Guidelines as detailed in the Americans with Disabilities Act (ADA) and in compliance with the latest edition of the Illinois Accessibility Code.

After removal of the "back of curb" form, the excavated area behind the curb shall be immediately backfilled with select earth backfill in preparation for the placement of the topsoil. The void behind the curb and gutter shall be backfilled with crushed stone, gradation CA-7, in all areas where concrete or hot-mix asphalt pavement is to be constructed. The placement of the required backfill material shall be included in the cost of the curb and gutter.

One inch (1") thick wooden forms shall be used in the forming of all radius sections of curb and gutter. Masonite and steel forms will not be allowed.

Basis of Payment: This item will be paid for at the Contract unit price per Foot of COMBINATION CONCRETE CURB AND GUTTER TYPE B-6.12 (MODIFIED) and shall include all costs for furnishing labor, equipment, and materials necessary to replace the curb and gutter in accordance with the Specifications.

FRAMES AND LIDS TO BE ADJUSTED (SPECIAL)

This item shall pertain to the temporary adjustment of structures within the roadway and outside the limits of the curb and gutter, for the intended purpose of improving efficiency and continuity of the milling operation and improving traffic safety on the pavement following milling. Existing structures scheduled for such adjustment shall have the frames and lids removed and either stored or disposed of as required, and the structure temporarily plated and backfilled prior to milling, all in accordance with this Special Provision, the detail in the plans entitled DETAIL FOR FRAMES AND LIDS ADJUSTMENT WITH MILLING, and the Standard Specifications.

Method of Measurement: Only those structures that have been designated to be temporarily lowered prior to milling, as shown on the plans or directed by the Engineer, shall be included for payment under this item. The subsequent final adjustment to grade for each frame and lid that was temporarily lowered and plated under this item is not included under this item, but rather that work, and the cost of that work, shall be included under the item for the new structure, structure reconstruction, or the item FRAMES AND LIDS TO BE ADJUSTED, as applicable.

Basis of Payment: This item will be paid for at the Contract unit price per Each for FRAMES AND LIDS TO BE ADJUSTED (SPECIAL) and shall include all cost for labor, equipment and material necessary to complete this work.

HOT-MIX ASPHALT SURFACE REMOVAL, VARIABLE DEPTH

This item consists of the removal of the existing hot-mix asphalt surface necessary to provide the profile of the proposed pavement cross section in accordance with Section 440 of the “Standard Specifications for Road and Bridge Construction,” except as modified herein.

The anticipated typical removal depth is to be 2 ¾ inches below the gutter flag. However, the removal depth may vary according to the existing conditions encountered and may therefore include full width removal of 3 inches or more if such conditions require.

Milling shall be done in sufficient passes to profile the roadway to the proposed crown slope and elevations. The anticipated milling depth required to achieve the proposed road profile is between zero (0”) and six inches (6”). Milling to achieve the proposed profile shall be included in the cost of this item. Sufficient milling or grinding passes shall be made over the existing pavement so that all irregularities and high spots are eliminated from the pavement’s surface before it is overlaid with new material. This item shall include the removal of any concrete or stone base course that is necessary to achieve the required section and the shaping and compacting of any aggregate base that is exposed during milling operations.

The equipment and construction methods for this item shall conform to Article 440.03 of the Standard Specifications for Road and Bridge Construction. Hot-Mix Asphalt Surface Removal will be measured in place and the area computed in square yards for the total depth of material removed. The area measured will be paid for only once regardless of the number of passes needed to remove the material.

Basis of Payment: This work will be paid for at the Contract unit price per Square Yard of HOT-MIX ASPHALT SURFACE REMOVAL, VARIABLE DEPTH, which price shall include all costs for labor, materials and any equipment necessary to remove and dispose the hot-mix asphalt surface in accordance with the Specifications.

TEMPORARY INFORMATION SIGNING

Effective: November 13, 1996

Revised: January 29, 2020

Description.

This work shall consist of furnishing, installing, maintaining, relocating for various states of construction and eventually removing temporary informational signs. Included in this item may be ground mount signs, skid mount signs, truss mount signs, bridge mount signs, and overlay sign panels which cover portions of existing signs.

Materials.

Materials shall be according to the following Articles of Section 1000 - Materials:

	<u>ITEM</u>	<u>ARTICLE/SECTION</u>
a.)	Sign Base (Note 1)	1090
b.)	Sign Face (Note 2)	1091
c.)	Sign Legends	1091
d.)	Sign Supports	1093
e.)	Overlay Panels (Note 3)	1090.02

Note 1. The Contractor may use 5/8 inch (16 mm) instead of 3/4 inch (19 mm) thick plywood.

Note 2. The sign face material shall be in accordance with the Department's Fabrication of Highway Signs Policy.

Note 3. The overlay panels shall be 0.08 inch (2 mm) thick.

GENERAL CONSTRUCTION REQUIREMENTS

Installation.

The sign sizes and legend sizes shall be verified by the Contractor prior to fabrication.

Signs which are placed along the roadway and/or within the construction zone shall be installed according to the requirements of Article 701.14 and Article 720.04. The signs shall be 7 ft (2.1 m) above the near edge of the pavement and shall be a minimum of 2 ft (600 mm) beyond the edge of the paved shoulder. A minimum of two (2) posts shall be used.

The attachment of temporary signs to existing bridges, sign structures or sign panels shall be approved by the Engineer. Any damage to the existing signs and/or structures due to the Contractor's operations shall be repaired or signs replaced, as determined by the Engineer, at the Contractor's expense.

Method of Measurement.

This work shall be measured for payment in square feet (square meters) edge to edge (horizontally and vertically).

All hardware, posts or skids, supports, bases for ground mounted signs, connections, which are required for mounting these signs will be included as part of this pay item.

Basis Of Payment: This work shall be paid for at the contract unit price per Square Foot (square meter) for TEMPORARY INFORMATION SIGNING.

CONNECTION TO EXISTING MANHOLE

This item shall include core-drilling existing structures and the installation of watertight flexible rubber connectors. This item shall be used where proposed sewer is to be installed and connected to an existing structure.

All pipe connections to existing structures shall be made by core-drilling the wall of the existing structure and inserting an expandable, flexible rubber connector into the wall of the existing structure. The connector shall conform to ASTM C-443 & C-923 and include a stainless-steel band. The existing structure shall be core drilled with a mechanical powered rotary core drill. The hole shall be watertight with the connector. The use of mortar, brick, or rock shall not be permitted to fill in voids.

If it is not possible to core drill a hole into the existing structure, then the connection shall be made by pouring a concrete collar around the pipe connection to the structure in accordance with MWRD requirements.

Basis of Payment: The work will be paid for at the Contract unit price per Each for CONNECTION TO EXISTING MANHOLE.

STORM SEWERS, PVC, TYPE 1, 8"

This item shall include the installation of storm sewer laterals between the new catch basins and the main storm sewer as shown on the plans. In those locations indicated on the Plans or as directed by the Engineer, polyvinyl chloride (PVC) sewer pipe of the size indicated shall be installed. The pipe shall have a minimum standard dimension ratio (SDR) of 26 and shall conform to ASTM designation D-3034. The joints shall be rubber gasket and conform to ASTM designations D-3212 and F-477. Pipe installation shall be in accordance with Section 31 of the "Standard Specifications for Water and Sewer Main Construction".

The pipe bedding and backfill to twelve inches (12") above the top of pipe will be included in this item.

All costs involved in connecting proposed storm sewers and storm structures to existing storm sewers or proposed storm sewers shall be considered included in the cost of proposed items being constructed.

Basis of Payment: This work will be paid for at the Contract unit price per Foot for STORM SEWERS, PVC, TYPE 1, 8".

SOLAR-POWERED FLASHING BEACON ASSEMBLY (COMPLETE)

This work shall consist of furnishing and installing a crosswalk beacon and pedestrian pushbuttons at each of the locations indicated on the plan. The cost of this pay item shall include the following:

1. Two (2) flashing beacons installed on ornamental posts, with pedestrian pushbuttons.
2. Appropriate flasher cabinet assemblies.
3. All electrical cable required to operate the system as specified.
4. All mounting hardware, labor and incidentals required to install the system as specified.

Each flasher assembly shall operate with two (2) signal beacons. The beacons shall be 12" inch yellow light emitting diode double section signal heads. The signal heads and visors shall be black in color and made of polycarbonate. Lenses shall be yellow polycarbonate.

The Flashing Beacon Installation shall be push-button actuated and shall supplement an S1-1 (school sign), crossing warning sign with diagonal downward arrow (W16-7P) plaques or other signs as shown in the plans.

The final elevation and location of the beacons shall be approved by the Engineer prior to the Contractor beginning work.

All equipment installed in the Solar-Powered Flashing Beacon Installation shall be from a single supplier. The supplier shall be responsible for warranty service and support of this equipment.

The installation of the flashing beacon installation shall be according to the applicable portions of Sections 800 and 1000 of the Standard Specifications for Road and Bridge Construction except as revised herein.

Beacon Flashing Requirements: The beacon flash rate shall be in accordance with Section 4S.01 of the latest MUTCD. The flashing beacon shall be equipped with an automatic dimming feature to reduce light intensity during night time hours.

Beacon Operation: The flashing beacon shall be normally dark, shall initiate operation only upon pedestrian actuation, and shall cease operation at a predetermined time after the pedestrian actuation. All flashing beacons associated with a given crosswalk shall, when actuated, simultaneously commence flashing operation and shall cease operation simultaneously.

Materials.

LED Beacon

Add the following to Section 1078 of the Standard Specifications:

“LED modules proposed for use and not previously approved by IDOT District One will require independent testing for compliance to current VTCSH-ITE standards for the product and be

Intertek ETL Verified. This would include modules from new Vendors and new models from IDOT District One approved Vendors.

The proposed independent testing facility shall be approved by IDOT District One. Independent testing must include a minimum of two (2) randomly selected modules of each type of module (i.e. ball, arrow, pedestrian, etc.) used in the District and include as a minimum Luminous Intensity and Chromaticity tests. However, complete module performance verification testing may be required by the Engineer to assure the accuracy of the Vendor's published data and previous test results. An IDOT representative will select sample modules from the local warehouse and mark the modules for testing. Independent test results shall meet current ITE standards and vendor's published data. Any module failures shall require retesting of the module type. All costs associated with the selection of sample modules, testing, reporting, and retesting, if applicable, shall be the responsibility of the LED module Vendor and not be a cost to this Contract.

All heads shall provide 12 in. (300 mm) displays with black polycarbonate housings. Connecting hardware and mounting brackets shall be polycarbonate (black). A corrosion resistant anti-seize lubricant shall be applied to all metallic mounting bracket joints and shall be visible to the inspector at the signal turn-on. Post top mounting collars are required on all posts and shall be constructed of the same material as the brackets.

The LED signal modules shall be replaced or repaired if an LED signal module fails to function as intended due to workmanship or material defects. LED signal modules which exhibit luminous intensities less than the minimum values specified in Table 1 of the ITE Vehicle Traffic Control Signal Heads: Light Emitting Diode (LED) Circular Signal Supplement (June 27, 2005) [VTC SH], or applicable successor ITE specifications, or show signs of entrance of moisture or contaminants, shall be replaced or repaired. The Vendor's written warranty for the LED signal modules shall be dated, signed by a Vendor's representative, and included in the product submittal to the State. See Article 801.14 of the Standard Specifications for warranty information.

(a) Physical and Mechanical Requirements

- (1) The maximum weight of a module shall be 4 lb (1.8 kg).
- (2) Each module shall be a sealed unit to include all parts necessary for operation (a printed circuit board, power supply, a lens and gasket, etc.) and shall be weatherproof after installation and connection.
- (3) The lens of the module shall be tinted with a wavelength-matched color to reduce sun phantom effect and enhance on/off contrast. The tinting shall be uniform across the lens face. Polymeric lens shall provide a surface coating or chemical surface treatment applied to provide abrasion resistance. The lens of the module shall be integral to the unit, convex with a smooth outer surface and made of plastic. The lens shall have a textured surface to reduce glare.

- (4) The use of tinting or other materials to enhance ON/OFF contrasts shall not affect chromaticity and shall be uniform across the face of the lens.
- (5) Each module shall have a symbol of the type of module (i.e. circle, arrow, etc.) in the color of the module. The symbol shall be 1 in. (25.4 mm) in diameter. Additionally, the color shall be written out in 1/2 in. (12.7mm) letters next to the symbol.

(b) Photometric Requirements

- (1) The LEDs utilized in the modules shall be InGaN and shall be the ultra bright type rated for 100,000 hours of continuous operation from -40 °C to 74 °C.

(c) Electrical

- (1) Maximum power consumption for LED modules as per the tables in Article 1078.01.
- (2) Operating voltage of the modules shall be 120 VAC. All parameters shall be measured at this voltage.
- (3) The modules shall be operationally compatible with currently used controller assemblies (solid state load switches, flashers, and conflict monitors).
- (4) When a current of 20 mA AC or less is applied to the unit, the voltage read across the two leads shall be 15 VAC or less.
- (5) The LED modules shall provide constant light output under power. Modules with dimming capabilities shall have the option disabled or set on a non-dimming operation.

Materials.

LED Beacon: The flashing beacons shall be 12 inch L.E.D. single section amber flashing LED module on a new traffic signal post as shown on the plans or as directed by the Engineer. The signal housings shall be polycarbonate. This item shall include furnishing and installing a flasher controller in an aluminum cabinet or that is integrated within the signal head, with discrete solar panels (if applicable), LED module, battery (if applicable), electronics, dimmer and compact housing.

Solar Power Supply:

The solar power supply shall be easy to install, fully self-contained weather, corrosion, and vandal-resistant, with a UV-resistant solar panel. The solar power supply shall be power autonomous without need of an external power supply. The batteries shall be sealed, maintenance free, and field-replaceable independently of other components. The battery pack shall have a minimum rated lifespan of three years. The power supply system shall have the capacity to operate the flashing beacons for 30 days at a normal use of 400 actuations of 30 seconds per day without solar charging. The flashing beacon shall have an automatic light control to provide

useful light during extreme conditions that prevent charging over an extended period of time. The manufacturer shall provide documentation for each installation consisting of solar power calculations to verify load, duty cycle and battery capacity based on location.

The solar panel shall be installed at the highest point on the assembly structure, or as directed by the Engineer, and away from the travelled way. The solar panel shall be installed at an angle specified by the manufacturer facing the equator (due south) with a full unobstructed solar exposure for optimum performance of the system, or as recommended by the manufacturer and directed by the Engineer. If batteries are to be installed in a separate cabinet, the cabinet shall be a minimum of seven feet above the ground and located on the post as to be not over the sidewalk, bike path or trail.

Controller and Wireless Communication System: The flashing beacon controller shall meet the requirements of Section 858 of the "Standard Specifications" except where modified herein:

The flashing beacon controller shall have the ability to modify operation cycles and be programmed via Windows software.

Power Options: The controller unit shall be available in both solar-powered and AC powered options.

Controller to Controller Communication: At each location all installed flashing beacon assemblies shall communicate wirelessly using an unlicensed radio band so as to simultaneously commence flashing operation and cease operation simultaneously. The communication equipment shall comply with FCC requirements and the vendor representative shall field test the equipment prior to placing the units in operation. Up to 10 optional RF channels shall be available to allow multiple flashing beacon systems to operate within close proximity of each other.

Timing: The controller shall provide the full programmed timing upon all push button activations

PEDESTRIAN PUSH-BUTTON

Push-Button: The pedestrian push-button shall meet the requirements of Section 888 of the Standard Specifications except as modified herein.

Installation.

Add the following to Article 888.03 of the Standard Specifications:

"A mounting bracket and/or extension must be used to assure proper orientation and accessibility where needed. The bracket and/or extension is included in the cost of the flashing beacon assembly. The Contractor is not allowed to install a push-button assembly with the sign below the push-button to meet mounting requirements."

Add the following to Article 1074.02 of the Standard Specifications:

“Stations shall be designed to be mounted to a post, mast arm pole or wood pole. The station must be aluminum and must accept a 3 in. round push-button assembly and a regulatory pedestrian instruction sign PUSH BUTTON TO TURN ON WARNING LIGHTS/AWAIT GAP IN TRAFFIC/R10-25. Stations shall be powder coated yellow with a black push-button and a stainless steel tactile arrow on the push-button.”

Audible Indications. A push-button locator tone must sound at each push-button and must be deactivated during activation of any other audible messages. Push-button locator tones must have a duration of 0.15 seconds or less and must repeat at 1 second intervals. Locator tones must be audible 6 to 12 ft from the push-buttons.

When the beacons are active a speech message of “Warning lights are flashing” shall be repeated twice.

Automatic volume adjustments in response to ambient traffic sound level must be provided up to a maximum volume of 100 dB. Locator tones and speech messages must be no more than 5 dB louder than ambient sound. Locator tones and speech messages must be programmed at the same volume; one must not be significantly louder than the other and must be adjusted as directed by the Engineer.

Pedestrian Push-button. Pedestrian push-buttons must be at least 2 in. (50 mm) in diameter or width. The force required to activate the push-button must be no greater than 3.5 lb (15.5 N).

APS push-button systems that utilize any wireless technology to place calls or communicate with the flashing beacon controller, including Bluetooth technology, will not be allowed. A central control unit must be provided and installed in the traffic signal cabinet with the latest available firmware. Push-buttons must be connected directly to the central control unit in the flashing beacon controller using only 2 wires. All push-buttons must be capable of placing a pedestrian call request into the controller and must be hard wired. APS push-buttons must be a direct replacement of existing standard push-buttons and must be weather resistant with a minimum warranty of five (5) years.

Traffic Signal Post:

The traffic signal post shall meet the requirements of Section 875 of the Standard Specifications exception as modified herein.

Revise Article 1077.01 (c) of the Standard Specifications to read:

(c) Anchor Rods. The anchor rods shall be a minimum of 5/8 in. in diameter and 16 in. long and shall be according to Article 1006.09. The anchor rods shall be threaded approximately 6 in. at one end and have a bend at the other end. The first 12 in. at the threaded end shall be galvanized. One each galvanized nut and trapezoidal washer shall be furnished with each anchor rod. The washer shall be properly sized to fully engage and sit flush on all sides of the slot of the base plate.

Revise the first sentence of Article 1077.01 (d) of the Standard Specifications to read: All posts shall be steel bases shall be cast iron.

All posts and bases shall be hot dipped galvanized according to AASHTO M 111.

Concrete Foundation

Add the following to Article 878.03 of the Standard Specifications:

“All anchor bolts shall be according to Article 1006.09, with all anchor bolts hot dipped galvanized a minimum of 12 in. at the threaded end.

Depending on the foundation type, the top of foundation shall be between 2 in. above finished grade or as directed by the Engineer.

No foundation is to be poured until the Resident Engineer gives their approval as to the depth of the foundation.”

Warranty.

All flashing beacon system components, systems and installation shall be warrantied for a minimum of three (3) years after completed and accepted; however, LED modules shall be warrantied for a minimum of fifteen (15) years. Replacement of failed equipment and/or parts shall include labor to remove and properly dispose of failed parts and install new parts.

Basis of Payment: This work will be paid for at the contract unit price EACH for SOLAR-POWERED FLASHING BEACON ASSEMBLY (COMPLETE) at each crossing which price shall be payment in full for furnishing and installing the Solar-Powered Flashing Beacon Installation including all labor, equipment, materials and documentation required to furnish and install the solar-powered flashing beacon installation complete with power supply, traffic signal post, foundation, pedestrian push-button, warning signs and plaques, controller and cabinet, wireless communication equipment and mounting hardware with necessary connections for proper operation.

TRAFFIC CONTROL PLAN (D-1)

Effective: September 30, 1985

Revised: November 1, 2007

Traffic Control shall be according to the applicable sections of the Standard Specifications, the Supplemental Specifications, the Illinois Manual on Uniform Traffic Control Devices for Streets and highways,” any special details and Highway Standards, contained in the plans, and the Special Provisions contained herein.

Special attention is called to Article 107.09 of the Standard Specifications and the following highway Standards, Details, Quality Standard for Work Zone Traffic Control Devices, Recurring Special Provisions and Special Provisions contained herein, relating to traffic control.

The Contractor shall contact the District One Bureau of Traffic at least 72 hours in advance of beginning work.

STANDARDS 701006-05, 701301-04, 701311-03, 701501-06, 701801-06,
701901-10, and 780001-05

SPECIAL PROVISIONS

Maintenance of Roadways (District 1)
Public Convenience and Safety (District 1)
Vehicle and Equipment Warning Lights (BDE)
Work Zone Traffic Control Devices (BDE)
Short Term and Temporary Pavement Markings (BDE)

DETAILS (included in Plans):

(TC-10) Traffic Control and Protection for Side roads, Intersections, and Driveways
(TC-13) District One Typical Pavement Markings
(TC-16) Short Term Pavement Marking Letters and Symbols
(TC-22) Arterial Road Information Sign

ADJUSTMENTS AND RECONSTRUCTIONS (D-1)

Effective: March 15, 2011

Revised: October 1, 2021

Revise the first paragraph of Article 602.04 to read:

“602.04 Concrete. Cast-in-place concrete for structures shall be constructed of Class SI concrete according to the applicable portions of Section 503. Cast-in-place concrete for pavement patching around adjustments and reconstructions shall be constructed of Class PP-2 concrete, unless otherwise noted in the plans, according to the applicable portions of Section 1020.”

Revise the third, fourth and fifth sentences of the second paragraph of Article 602.11(c) to read:

“Castings shall be set to the finished pavement elevation so that no subsequent adjustment will be necessary, and the space around the casting shall be filled with Class PP-2 concrete, unless otherwise noted in the plans, to the elevation of the surface of the base course or binder course. HMA surface or binder course material shall not be allowed. The pavement may be opened to traffic according to Article 701.17(e)(3)b.”

Revise Article 603.05 to read:

“603.05 Replacement of Existing Flexible Pavement. After the castings have been adjusted, the surrounding space shall be filled with Class PP-2 concrete, unless otherwise noted in the plans, to the elevation of the surface of the base course or binder course. HMA surface or binder course material shall not be allowed. The pavement may be opened to traffic according to Article 701.17(e)(3)b.”

Revise Article 603.06 to read:

“603.06 Replacement of Existing Rigid Pavement. After the castings have been adjusted, the pavement and HMA that was removed, shall be replaced with Class PP-2 concrete, unless otherwise noted

in the plans, not less than 9 in. (225 mm) thick. The pavement may be opened to traffic according to Article 701.17(e)(3)b.

The surface of the Class PP concrete shall be constructed flush with the adjacent surface.”

Revise the first sentence of Article 603.07 to read:

“**603.07 Protection Under Traffic.** After the casting has been adjusted and the Class PP concrete has been placed, the work shall be protected by a barricade and two lights according to Article 701.17(e)(3)b.”

DRAINAGE AND INLET PROTECTION UNDER TRAFFIC (D-1)

Effective: April 1, 2011

Revised: April 2, 2011

Add the following to Article 603.02 of the Standard Specifications:

- “(i) Temporary Hot-Mix Asphalt (HMA) Ramp (Note 1)1030
(j) Temporary Rubber Ramps (Note 2)

Note 1. The HMA shall have maximum aggregate size of 3/8 in. (95 mm).

Note 2. The rubber material shall be according to the following.

Property	Test Method	Requirement
Durometer Hardness, Shore A	ASTM D 2240	75 ±15
Tensile Strength, psi (kPa)	ASTM D 412	300 (2000) min
Elongation, percent	ASTM D 412	90 min
Specific Gravity	ASTM D 792	1.0 - 1.3
Brittleness, °F (°C)	ASTM D 746	-40 (-40)”

Revise Article 603.07 of the Standard Specifications to read:

“**603.07 Protection Under Traffic.** After the casting has been adjusted and the Class PP concrete has been placed, the work shall be protected by a barricade and two lights according to Article 701.17(e)(3)b.

When castings are under traffic before the final surfacing operation has been started, properly sized temporary ramps shall be placed around the drainage and/or utility castings according to the following methods.

- (a) Temporary Asphalt Ramps. Temporary hot-mix asphalt ramps shall be placed around the casting, flush with its surface and decreasing to a featheredge in a distance of 2 ft (600 mm) around the entire surface of the casting.
- (b) Temporary Rubber Ramps. Temporary rubber ramps shall only be used on roadways with permanent posted speeds of 40 mph or less and when the height of the casting to be protected meets the proper sizing requirements for the rubber ramps as shown below.

Dimension	Requirement
Inside Opening	Outside dimensions of casting + 1 in. (25 mm)
Thickness at inside edge	Height of casting \pm 1/4 in. (6 mm)
Thickness at outside edge	1/4 in. (6 mm) max.
Width, measured from inside opening to outside edge	8 1/2 in. (215 mm) min

Placement shall be according to the manufacturer's specifications.

Temporary ramps for castings shall remain in place until surfacing operations are undertaken within the immediate area of the structure. Prior to placing the surface course, the temporary ramp shall be removed. Excess material shall be disposed of according to Article 202.03."

HOT-MIX ASPHALT – MIXTURE DESIGN VERIFICATION AND PRODUCTION (D-1)

Effective: January 1, 2019

Revised: December 1, 2021

Add to Article 1030.05 (d)(3) of the Standard Specifications to read:

"During mixture design, prepared samples shall be submitted to the District laboratory by the Contractor for verification testing. The required testing, and number and size of prepared samples submitted, shall be according to the following tables.

High ESAL – Required Samples for Verification Testing	
Mixture	Hamburg Wheel and I-FIT Testing ^{1/2/}
Binder	total of 3 - 160 mm tall bricks
Surface	total of 4 - 160 mm tall bricks

Low ESAL – Required Samples for Verification Testing	
Mixture	I-FIT Testing ^{1/2/}
Binder	1 - 160 mm tall brick
Surface	2 - 160 mm tall bricks

1/ The compacted gyratory bricks for Hamburg wheel and I-FIT testing shall be 7.5 ± 0.5 percent air voids.

- 2/ If the Contractor does not possess the equipment to prepare the 160 mm tall brick(s), twice as many 115 mm tall compacted gyratory bricks will be acceptable.

Revise the fourth paragraph of Article 1030.10 of the Standard Specifications to read:

“When a test strip is not required, each HMA mixture shall still be sampled on the first day of production: I-FIT and Hamburg wheel testing for High ESAL; I-FIT testing for Low ESAL. Within two working days after sampling the mixture, the Contractor shall deliver gyratory cylinders to the District laboratory for Department verification testing. The High ESAL mixture test results shall meet the requirements of Articles 1030.05(d)(3) and 1030.05(d)(4). The Low ESAL mixture test results shall meet the requirements of Article 1030.05(d)(4). The required number and size of prepared samples submitted for the Hamburg wheel and I-FIT testing shall be according to the “High ESAL - Required Samples for Verification Testing” table in Article 1030.05(d)(3) above.”

Add the following to the end of Article 1030.10 of the Standard Specifications to read:

“Mixture sampled during first day of production shall include approximately 60 lb (27 kg) of additional material for the Department to conduct Hamburg wheel testing and approximately 80 lb (36 kg) of additional material for the Department to conduct I-FIT testing. Within two working days after sampling, the Contractor shall deliver prepared samples to the District laboratory for verification testing. The required number and size of prepared samples submitted for the Hamburg wheel and I-FIT testing shall be according to the “High ESAL - Required Samples for Verification Testing” table in Article 1030.05(d)(3) above.”

FRICTION AGGREGATE (D-1)

Effective: January 1, 2011

Revised: December 1, 2021

Revise Article 1004.03(a) of the Standard Specifications to read:

“1004.03 Coarse Aggregate for Hot-Mix Asphalt (HMA). The aggregate shall be according to Article 1004.01 and the following.

- (a) Description. The coarse aggregate for HMA shall be according to the following table.

Use	Mixture	Aggregates Allowed
Class A	Seal or Cover	Allowed Alone or in Combination ^{5/} : Gravel Crushed Gravel Carbonate Crushed Stone Crystalline Crushed Stone Crushed Sandstone Crushed Slag (ACBF) Crushed Steel Slag Crushed Concrete

Use	Mixture	Aggregates Allowed
HMA Low ESAL	Stabilized Subbase or Shoulders	Allowed Alone or in Combination ^{5/} : Gravel Crushed Gravel Carbonate Crushed Stone Crystalline Crushed Stone Crushed Sandstone Crushed Slag (ACBF) Crushed Steel Slag ^{1/} Crushed Concrete
HMA High ESAL Low ESAL	Binder IL-19.0 or IL-19.0L SMA Binder	Allowed Alone or in Combination ^{5/ 6/} : Crushed Gravel Carbonate Crushed Stone ^{2/} Crystalline Crushed Stone Crushed Sandstone Crushed Slag (ACBF) Crushed Concrete ^{3/}
HMA High ESAL Low ESAL	C Surface and Binder IL-9.5 IL-9.5FG or IL-9.5L	Allowed Alone or in Combination ^{5/} : Crushed Gravel Carbonate Crushed Stone ^{2/} Crystalline Crushed Stone Crushed Sandstone Crushed Slag (ACBF) Crushed Steel Slag ^{4/} Crushed Concrete ^{3/}
HMA High ESAL	D Surface and Binder IL-9.5 or IL-9.5FG	Allowed Alone or in Combination ^{5/} : Crushed Gravel Carbonate Crushed Stone (other than Limestone) ^{2/} Crystalline Crushed Stone Crushed Sandstone Crushed Slag (ACBF) Crushed Steel Slag ^{4/}
		Other Combinations Allowed:
		Up to... With...
		25% Limestone Dolomite
		50% Limestone Any Mixture D aggregate other than Dolomite
		75% Limestone Crushed Slag (ACBF) or Crushed Sandstone

Use	Mixture	Aggregates Allowed
HMA High ESAL	E Surface IL-9.5 SMA Ndesign 80 Surface	Allowed Alone or in Combination ^{5/ 6/} : Crushed Gravel Crystalline Crushed Stone Crushed Sandstone Crushed Slag (ACBF) Crushed Steel Slag No Limestone.
		Other Combinations Allowed:
		Up to... With...
		50% Dolomite ^{2/} Any Mixture E aggregate
		75% Dolomite ^{2/} Crushed Sandstone, Crushed Slag (ACBF), Crushed Steel Slag, or Crystalline Crushed Stone
HMA High ESAL	F Surface IL-9.5 SMA Ndesign 80 Surface	75% Crushed Gravel ^{2/} Crushed Sandstone, Crystalline Crushed Stone, Crushed Slag (ACBF), or Crushed Steel Slag
		Allowed Alone or in Combination ^{5/ 6/} : Crystalline Crushed Stone Crushed Sandstone Crushed Slag (ACBF) Crushed Steel Slag No Limestone.
		Other Combinations Allowed:
		Up to... With...
		50% Crushed Gravel ^{2/} or Dolomite ^{2/} Crushed Sandstone, Crushed Slag (ACBF), Crushed Steel Slag, or Crystalline Crushed Stone

- 1/ Crushed steel slag allowed in shoulder surface only.
- 2/ Carbonate crushed stone (limestone) and/or crushed gravel shall not be used in SMA Ndesign 80.
- 3/ Crushed concrete will not be permitted in SMA mixes.
- 4/ Crushed steel slag shall not be used as binder.

- 5/ When combinations of aggregates are used, the blend percent measurements shall be by volume.”
 6/ Combining different types of aggregate will not be permitted in SMA Ndesign 80.”

HOT-MIX ASPHALT BINDER AND SURFACE COURSE (D-1)

Effective: November 1, 2019

Revised: January 1, 2025

Revise Article 1004.03(c) to read:

“(c) Gradation. The coarse aggregate gradations shall be as listed in the following table.

Use	Size/Application	Gradation No.
Class A-1, A-2, & A-3	3/8 in. (10 mm) Seal	CA 16 or CA 20
Class A-1	1/2 in. (13 mm) Seal	CA 15
Class A-2 & A-3	Cover Coat	CA 14
HMA High ESAL	IL-19.0; Stabilized Subbase IL-19.0	CA 11 ^{1/}
	SMA 12.5 ^{2/}	CA 13 ^{4/} , CA 14, or CA 16
	SMA 9.5 ^{2/}	CA 13 ^{3/4/} or CA 16 ^{3/}
	IL-9.5	CA 16, CM 13 ^{4/}
	IL-9.5FG	CA 16
HMA Low ESAL	IL-19.0L	CA 11 ^{1/}
	IL-9.5L	CA 16

- 1/ CA 16 or CA 13 may be blended with the CA 11.
 2/ The coarse aggregates used shall be capable of being combined with the fine aggregates and mineral filler to meet the approved mix design and the mix requirements noted herein.
 3/ The specified coarse aggregate gradations may be blended.
 4/ CA 13 shall be 100 percent passing the 1/2 in. (12.5mm) sieve.”

Revise Article 1004.03(e) of the Supplemental Specifications to read:

“(e) Absorption. For SMA the coarse aggregate shall also have water absorption
 ≤ 2.0 percent.”

Revise the “High ESAL” portion of the table in Article 1030.01 to read:

“High ESAL	Binder Courses	IL-19.0, IL-9.5, IL-9.5FG, IL-4.75, SMA 12.5, Stabilized Subbase IL-19.0
	Surface Courses	IL-9.5, IL-9.5FG, SMA 12.5, SMA 9.5”

Revise Note 2 and add Note 6 to Article 1030.02 of the Standard Specifications to read:

"Item	Article/Section
(g) Performance Graded Asphalt Binder (Note 6)	1032
(h) Fibers (Note 2)	

Note 2. A stabilizing additive such as cellulose or mineral fiber shall be added to the SMA mixture according to Illinois Modified AASHTO M 325. The stabilizing additive shall meet the Fiber Quality Requirements listed in Illinois Modified AASHTO M 325. Prior to approval and use of fibers, the Contractor shall submit a notarized certification by the producer of these materials stating they meet these requirements. Reclaimed Asphalt Shingles (RAS) may be used in Stone Matrix Asphalt (SMA) mixtures designed with an SBA polymer modifier as a fiber additive if the mix design with RAS included meets AASHTO T305 requirements. The RAS shall be from a certified source that produces either Type I or Type 2. Material shall meet requirements noted herein and the actual dosage rate will be determined by the Engineer.

Note 6. The asphalt binder shall be an SBS PG 76-28 when the SMA is used on a full-depth asphalt pavement and SBS PG 76-22 when used as an overlay, except where modified herein. The asphalt binder shall be a SBS PG 76-22 for IL-4.75, except where modified herein.

”Revise table in Article 1030.05(a) of the Standard Specifications to read:

“MIXTURE COMPOSITION (% PASSING) ^{1/}												
Sieve Size	IL-19.0 mm		SMA 12.5		SMA 9.5		IL-9.5mm		IL-9.5FG		IL-4.75 mm	
	min	max	min	max	min	max	min	max	min	max	min	max
1 1/2 in. (37.5 mm)												
1 in. (25 mm)		100										
3/4 in. (19 mm)	90	100		100								
1/2 in. (12.5 mm)	75	89	80	100		100		100		100		100
3/8 in. (9.5 mm)				65	90	100	90	100	90	100		100
#4 (4.75 mm)	40	60	20	30	36	50	34	69	60	75 ^{6/}	90	100
#8 (2.36 mm)	20	42	16	24 ^{4/}	16	32 ^{4/}	34 ^{5/}	52 ^{2/}	45	60 ^{6/}	70	90
#16 (1.18 mm)	15	30					10	32	25	40	50	65
#30 (600 μm)			12	16	12	18			15	30		
#50 (300 μm)	6	15					4	15	8	15	15	30
#100 (150 μm)	4	9					3	10	6	10	10	18
#200 (75 μm)	3.0	6.0	7.0	9.0 ^{3/}	7.5	9.5 ^{3/}	4.0	6.0	4.0	6.5	7.0	9.0 ^{3/}
#635 (20 μm)			≤ 3.0		≤ 3.0							
Ratio Dust/Asphalt Binder		1.0		1.5		1.5		1.0		1.0		1.0

- 1/ Based on percent of total aggregate weight.
- 2/ The mixture composition shall not exceed 44 percent passing the #8 (2.36 mm) sieve for surface courses with Ndesign = 90.
- 3/ Additional minus No. 200 (0.075 mm) material required by the mix design shall be mineral filler, unless otherwise approved by the Engineer.
- 4/ When establishing the Adjusted Job Mix Formula (AJMF) the percent passing the #8 (2.36 mm) sieve shall not be adjusted above the percentage stated on the table.
- 5/ When establishing the Adjusted Job Mix Formula (AJMF) the percent passing the #8 (2.36 mm) sieve shall not be adjusted below 34 percent.
- 6/ When the mixture is used as a binder, the maximum shall be increased by 0.5 percent passing.”

Revise Article 1030.05(b) of the Standard Specifications to read:

- (b) Volumetric Requirements. The target value for the air voids of the HMA shall be 4.0 percent, for IL-4.75 and SMA mixtures it shall be 3.5 percent and for Stabilized Subbase it shall be 3.0 percent at the design number of gyrations. The voids in the mineral aggregate (VMA) and voids filled with asphalt binder (VFA) of the HMA design shall be based on the nominal maximum size of the aggregate in the mix and shall conform to the following requirements.

Mix Design	Voids in the Mineral Aggregate (VMA), % Minimum for Ndesign				
	30	50	70	80	90
IL-19.0		13.5	13.5		13.5
IL-9.5		15.0	15.0		
IL-9.5FG		15.0	15.0		
IL-4.75 ^{1/}		18.5			
SMA-12.5 ^{1/2/5/}				17.0 ^{3/} /16.0 ^{4/}	
SMA-9.5 ^{1/2/5/}				17.0 ^{3/} /16.0 ^{4/}	
IL-19.0L	13.5				
IL-9.5L	15.0				

- 1/ Maximum draindown shall be 0.3 percent according to Illinois Modified AASHTO T 305.
- 2/ The draindown shall be determined at the JMF asphalt binder content at the mixing temperature plus 30°F.
- 3/ Applies when specific gravity of coarse aggregate is ≥ 2.760 .
- 4/ Applies when specific gravity of coarse aggregate is < 2.760 .
- 5/ For surface course, the coarse aggregate can be crushed steel slag, crystalline crushed stone or crushed sandstone. For binder course, coarse aggregate shall be crushed stone (dolomite), crushed gravel, crystalline crushed stone, or crushed sandstone.”

Revise the last paragraph of Article 1102.01 (a) (5) of the Standard Specifications to read:

“IL-4.75 and Stone Matrix Asphalt (SMA) mixtures which contain aggregate having absorptions greater than or equal to 2.0 percent, or which contain steel slag sand, shall have minimum surge bin storage plus haul time of 1.5 hours.”

Revise the first and second paragraphs of Articles 1030.06(c)(2) of the Standard Specifications to read:

“(2) Personnel. The Contractor shall provide a QC Manager who shall have overall responsibility and authority for quality control. This individual shall maintain active certification as a Hot-Mix Asphalt Level II technician.

In addition to the QC Manager, the Contractor shall provide sufficient personnel to perform the required visual inspections, sampling, testing, and documentation in a timely manner. Mix designs shall be developed by personnel with an active certification as a Hot-Mix Asphalt Level III technician. Technicians performing mix design testing and plant sampling/testing shall maintain active certification as a Hot-Mix Asphalt Level I technician. The Contractor may provide a technician trainee who has successfully completed the Department’s “Hot-Mix Asphalt Trainee Course” to assist in the activities completed by a Hot-Mix Asphalt Level I technician for a period of one year after the course completion date. The Contractor may also provide a Gradation Technician who has successfully completed the Department's "Gradation Technician Course" to run gradation tests only under the supervision of a Hot-Mix Asphalt Level II Technician. The Contractor shall provide a Hot-Mix Asphalt Density Tester who has successfully completed the Department's "Nuclear Density Testing" course to run all nuclear density tests on the job site.”

Add Article 1030.06(d)(3) to the Standard Specifications to read:

“(3) The Contractor shall take possession of any Department unused backup or dispute resolution HMA mixture samples or density specimens upon notification by the Engineer. The Contractor shall collect the HMA mixture samples or density specimens from the location designated by the Engineer. The HMA mixture samples or density specimens may be added to RAP stockpiles according to Section 1031.”

Revise the second paragraph of Articles 1030.07(a)(11) and 1030.08(a)(9) of the Standard Specifications to read:

“When establishing the target density, the HMA maximum theoretical specific gravity (Gmm) will be based on the running average of four available Department test results for that project. If less than four Gmm test results are available, an average of all available Department test results for that project will be used. The initial Gmm will be the last available Department test result from a QMP project. If there is no available Department test result from a QMP project, the Department mix design verification test result will be used as the initial Gmm.”

Revise the following table and notes in Article 1030.09 (c) of the Standard Specifications to read:

CONTROL LIMITS						
Parameter	IL-19.0, IL-9.5, IL-9.5FG, IL-19.0L, IL- 9.5L		SMA-12.5, SMA-9.5		IL-4.75	
	Individual Test	Moving Avg. of 4	Individual Test	Moving Avg. of 4	Individual Test	Moving Avg. of 4
% Passing ^{1/}						
1/2 in. (12.5 mm)	± 6 %	± 4 %	± 6 %	± 4 %		
3/8 in. (9.5mm)			± 4 %	± 3 %		
# 4 (4.75 mm)	± 5 %	± 4 %	± 5 %	± 4 %		
# 8 (2.36 mm)	± 5 %	± 3 %	± 4 %	± 2 %		
# 16 (1.18 mm)			± 4 %	± 2 %	± 4 %	± 3 %
# 30 (600 µm)	± 4 %	± 2.5 %	± 4 %	± 2.5 %		
Total Dust Content # 200 (75 µm)	± 1.5 %	± 1.0 %			± 1.5 %	± 1.0 %
Asphalt Binder Content	± 0.3 %	± 0.2 %	± 0.2 %	± 0.1 %	± 0.3 %	± 0.2 %
Air Voids ^{2/}	± 1.2 %	± 1.0 %	± 1.2 %	± 1.0 %	± 1.2 %	± 1.0 %
Field VMA ^{3/}	-0.7 %	-0.5 %	-0.7 %	-0.5 %	-0.7 %	-0.5 %

1/ Based on washed ignition oven or solvent extraction gradation.

2/ The air voids target shall be a value equal to or between 3.2 % and 4.8 %.

3/ Allowable limit below minimum design VMA requirement.

Revise Article 1030.09(g)(2) of the Standard Specifications to read:

“(2) The Contractor shall complete split verification sample tests listed in the Limits of Precision table in Article 1030.09(h)(1).”

In the Supplemental Specifications, replace the revision for the end of the third paragraph of Article 1030.09(h)(2) with the following:

“When establishing the target density, the HMA maximum theoretical specific gravity (Gmm) will be the Department mix design verification test result.”

Add after third sentence of Article 1030.09(b) to read:

“If the Contractor and Engineer agree the nuclear density test method is not appropriate for the mixture, cores shall be taken at random locations determined according to the QC/QA document "Determination of Random Density Test Site Locations". Core densities shall be determined using the Illinois Modified AASHTO T 166 or T 275 procedure.”

Revise Table 1 and Note 4/ of Table 1 in Article 406.07(a) of the Standard Specifications to read:

	Breakdown/Intermediate Roller (one of the following)	Final Roller (one or more of the following)	Density Requirement
IL-9.5, IL-9.5FG, IL-19.0 ^{1/}	V _D , P, T _B , 3W, O _T , O _B	V _S , T _B , T _F , O _T	As specified in Section 1030
IL-4.75 and SMA ^{3/ 4/}	T _B , 3W, O _T	T _F , 3W	As specified in Section 1030
Mixtures on Bridge Decks ^{2/}	T _B	T _F	As specified in Articles 582.05 and 582.06.

“4/ The Contractor shall provide a minimum of two steel-wheeled tandem rollers (T_B), and/or three-wheel (3W) rollers for breakdown, except one of the (T_B) or (3W) rollers shall be 84 inches (2.14 m) wide and a weight of 315 pound per linear inch (PLI) (5.63 kg/mm) and one of the (T_B) or (3W) rollers can be substituted for an oscillatory roller (O_T). T_F rollers shall be a minimum of 280 lb/in. (50 N/mm). The 3W and T_B rollers shall be operated at a uniform speed not to exceed 3 mph (5 km/h), with the drive roll for T_B rollers nearest the paver and maintain an effective rolling distance of not more than 150 ft (45 m) behind the paver.”

Add the following after the fourth paragraph of Article 406.13 (b):

“The plan quantities of SMA mixtures shall be adjusted using the actual approved binder and surface Mix Design’s Gmb.”

Revise first paragraph of Article 1030.10 of the Standard Specifications to read:

“A test strip of 300 ton (275 metric tons), except for SMA mixtures it will be 400 ton (363 metric ton), will be required for each mixture on each contract at the beginning of HMA production for each construction year according to the Manual of Test Procedures for Materials “Hot Mix Asphalt Test Strip Procedures”. At the request of the Producer, the Engineer may waive the test strip if previous construction during the current construction year has demonstrated the constructability of the mix using Department test results.”

Revise fourth paragraph of Article 1030.10 of the Standard Specifications to read:

“When a test strip is constructed, the Contractor shall collect and split the mixture according to the document “Hot-Mix Asphalt Test Strip Procedures”. The Engineer, or a representative, shall deliver split sample to the District Laboratory for verification testing. The Contractor shall complete mixture tests stated in Article 1030.09(a). Mixture sampled shall include enough material for the Department to conduct mixture tests detailed in Article 1030.09(a) and in the document “Hot-Mix Asphalt Mixture Design Verification Procedure” Section 3.3. The mixture test results shall meet the requirements of Articles 1030.05(b) and 1030.05(d), except Hamburg wheel tests will only be conducted on High ESAL mixtures during production.”

PUBLIC CONVENIENCE AND SAFETY (D-1)

Effective: May 1, 2012

Revised: July 15, 2012

Add the following to the end of the fourth paragraph of Article 107.09:

“If the holiday is on a Saturday or Sunday, and is legally observed on a Friday or Monday, the length of Holiday Period for Monday or Friday shall apply.”

Add the following sentence after the Holiday Period table in the fourth paragraph of Article 107.09:

“The Length of Holiday Period for Thanksgiving shall be from 5:00 AM the Wednesday prior to 11:59 PM the Sunday After.”

Delete the fifth paragraph of Article 107.09 of the Standard Specifications:

“On weekends, excluding holidays, roadways with Average Daily Traffic of 25,000 or greater, all lanes shall be open to traffic from 3:00 P.M. Friday to midnight Sunday except where structure construction or major rehabilitation makes it impractical.”

TEMPORARY PAVEMENT (D1)

Effective: March 1, 2003

Revised: April 10, 2008

Description. This work shall consist of constructing a temporary pavement at the locations shown on the plans or as directed by the engineer.

The contractor shall use either Portland cement concrete according to Sections 353 and 354 of the Standard Specifications or HMA according to Sections 355, 356, 406 of the Standard Specifications, and other applicable HMA special provisions as contained herein. The HMA mixtures to be used shall be specified in the plans. The thickness of the Temporary Pavement shall be as described in the plans. The contractor shall have the option of constructing either material type if both Portland cement concrete and HMA are shown in the plans.

Articles 355.08 and 406.11 of the Standard Specifications shall not apply.

The removal of the Temporary Pavement, if required, shall conform to Section 440 of the Standard Specification.

Method of Measurement. Temporary pavement will be measured in place and the area computed in square yards (square meters).

Basis of Payment. This work will be paid for at the contract unit price per square yard (square meter) for TEMPORARY PAVEMENT and TEMPORARY PAVEMENT (INTERSTATE).

Removal of temporary pavement will be included in the pay item.

COMPLETION DATE PLUS WORKING DAYS (D1)

Effective: September 30, 1985

Revised: January 1, 2007

Revise Article 108.05 (b) of the Standard Specifications as follows:

"When a completion date plus working days is specified, the Contractor shall complete all contract items and safely open all roadways to traffic by 11:59 PM on, August 10, 2026____ except as specified herein.

The Contractor will be allowed to complete all clean-up work and punch list items within 5____ working days after the completion date for opening the roadway to traffic. Under extenuating circumstances the Engineer may direct that certain items of work, not affecting the safe opening of the roadway to traffic, may be completed within the working days allowed for clean up work and punch list items. Temporary lane closures for this work may be allowed at the discretion of the Engineer.

(*The interim completion date for HMA paving work for contract 61L76 shall be August 7, 2026.)"

Article 108.09 or the Special Provision for "Failure to Complete the Work on Time", if included in this contract, shall apply to both the completion date and the number of working days.

FAILURE TO COMPLETE PLANT CARE AND ESTABLISHMENT WORK ON TIME

Should the Contractor fail to complete the plant care and/or supplemental watering work as per the standard specifications or within 24 hours notification from the Engineer, or within such extended times as may have been allowed by the Department, the Contractor shall be liable to the Department in the amount of:

- \$20.00 per sqyd sod/per day

not as penalty but as liquidated damages, for each calendar day or a portion thereof of overrun in the contract time or such extended time as may have been allowed.

In fixing the damages as set out herein, the desire is to establish a mode of calculation for the work since the Department's actual loss, in the event of delay, cannot be predetermined, would be difficult of ascertainment, and a matter of argument and unprofitable litigation. This said mode is an equitable rule for measurement of the Department's actual loss and fairly takes into account the loss of the sod if the watering or plant care is delayed. The Department shall not be required to provide any actual loss in order to recover these liquidated damages provided herein, as said damages are very difficult to ascertain. Furthermore, no provision of this clause shall be construed as a penalty, as such is not the intention of the parties.

A calendar day is every day shown on the calendar and starts at 12:00 midnight and ends at the following 12:00 midnight, twenty-four hours later.

SUPPLEMENTAL WATERING

This work will include watering sod at the rates specified and as directed by the Engineer.

Schedule: Watering will only begin after the successful completion of all period of establishment requirements. Water sod a minimum of twice a week. The Engineer may direct the Contractor to adjust the watering rate and frequency depending upon weather conditions.

Watering must be completed in a timely manner. When the Engineer directs the Contractor to do supplemental watering, the Contractor must begin the watering operation within 24 hours of notice. The Contractor shall give an approximate time window of when they will begin at the work location to the Engineer. The Engineer shall be present during the watering operation. A minimum of 10 units of water per day must be applied until the work is complete.

Should the Contractor fail to complete the work on a timely basis or within such extended times as may have been allowed by the Department, the Contractor shall be liable to the Department liquidated damages as outlined in the “Failure to Complete Plant Care and Establishment Work on Time” Special Provision.

In fixing the damages as set out herein, the desire is to establish a mode of calculation for the work since the Department’s actual loss, in the event of delay, cannot be predetermined, would be difficult of ascertainment, and a matter of argument and unprofitable litigation. This said mode is an equitable rule for measurement of the Department’s actual loss and fairly takes into account the loss of the trees if the watering is delayed. The Department shall not be required to provide any actual loss in order to recover these liquidated damages provided herein, as said damages are very difficult to ascertain. Furthermore, no provision of this clause shall be construed as a penalty, as such is not the intention of the parties.

A calendar day is every day shown on the calendar and starts at 12:00 midnight and ends at the following 12:00 midnight, twenty-four hours later.

Source of Water: The Contractor shall notify the Engineer of the source of water used and provide written certification that the water does not contain chemicals harmful to plant growth.

Rate of Application: The normal rates of application for watering are as follows. The Engineer will adjust these rates as needed depending upon weather conditions.

27 gallons per square yard for Sodded Areas

Method of Application: Watering of plants in beds shall be applied in such a manner that all plant holes are uniformly saturated without allowing the water flow beyond the periphery of the bed. Water shall slowly infiltrate into soil and completely soak the root zone. The Contractor must supply metering equipment as needed to assure the specified application rate of water.

9TH AVENUE (FAU 2733) AND VAN BUREN STREET (LR 4080);
9TH AVENUE (FAU 2733) AND QUINCY STREET (LR 4070)
SECTION NO 24-00144-00-MS
VILLAGE OF MAYWOOD
COOK COUNTY
CONTRACT NO. 61L76

Method of Measurement: Supplemental watering will be measured in units of 1000 gallons of water applied as directed.

Basis of Payment: This work will be paid for at the contract unit price per unit of SUPPLEMENTAL WATERING, measured as specified. Payment will include the cost of all water, equipment and labor needed to complete the work specified herein and to the satisfaction of the Engineer.

AVAILABLE REPORTS

☐ No project specific reports were prepared.

When applicable, the following checked reports and record information is available for Bidders' reference upon request:

- ☐ Record structural plans
- ☐ Preliminary Site Investigation (PSI)
- ☒ Preliminary Environmental Site Assessment (PESA) (Local)
- ☐ Soils/Geotechnical Report
- ☐ Boring Logs
- ☐ Pavement Cores
- ☐ Location Drainage Study (LDS)
- ☐ Hydraulic Report
- ☐ Noise Analysis
- ☐ Other: _____

Those seeking these reports should request access from:

Bill Peterhansen
Bpeterhansen@ehancock.com
Edwin Hancock Engineering
9933 Roosevelt Road
Westchester, IL 60154
(708) 865-0300
Hours 8:30 AM to 5:00 PM (M-F)

State of Illinois
Department of Transportation
Bureau of Local Roads and Streets

SPECIAL PROVISION
FOR
INSURANCE

Effective: February 1, 2007
Revised: August 1, 2007

All references to Sections or Articles in this specification shall be construed to mean specific Section or Article of the Standard Specifications for Road and Bridge Construction, adopted by the Department of Transportation.

The Contractor shall name the following entities as additional insured under the Contractor's general liability insurance policy in accordance with Article 107.27:

The entities listed above and their officers, employees, and agents shall be indemnified and held harmless in accordance with Article 107.26.

State of Illinois
DEPARTMENT OF TRANSPORTATION
Bureau of Local Roads & Streets
SPECIAL PROVISION
FOR
LOCAL QUALITY ASSURANCE/ QUALITY MANAGEMENT QC/QA
Effective: January 1, 2022

Replace the first five paragraphs of Article 1030.06 of the Standard Specifications with the following:

“1030.06 Quality Management Program. The Quality Management Program (QMP) will be Quality Control / Quality Assurance (QC/QA) according to the following.”

Delete Article 1030.06(d)(1) of the Standard Specifications.

Revise Article 1030.09(g)(3) of the Standard Specifications to read:

“(3) If core testing is the density verification method, the Contractor shall provide personnel and equipment to collect density verification cores for the Engineer. Core locations will be determined by the Engineer following the document “Hot-Mix Asphalt QC/QA Procedure for Determining Random Density Locations” at density verification intervals defined in Article 1030.09(b). After the Engineer identifies a density verification location and prior to opening to traffic, the Contractor shall cut a 4 in. (100 mm) diameter core. With the approval of the Engineer, the cores may be cut at a later time.”

Revise Article 1030.09(h)(2) of the Standard Specifications to read:

“(2) After final rolling and prior to paving subsequent lifts, the Engineer will identify the random density verification test locations. Cores or nuclear density gauge testing will be used for density verification. The method used for density verification will be as selected below.

Density Verification Method	
<input type="checkbox"/>	Cores
<input checked="" type="checkbox"/>	Nuclear Density Gauge (Correlated when paving ≥ 3,000 tons per mixture)

Density verification test locations will be determined according to the document “Hot-Mix Asphalt QC/QA Procedure for Determining Random Density Locations”. The density testing interval for paving wider than or equal to 3 ft (1 m) will be 0.5 miles (800 m) for lift thicknesses of 3 in. (75 mm) or less and 0.2 miles (320 m) for lift thicknesses greater than 3 in. (75 mm). The density testing interval for paving less than 3 ft (1 m) wide will be 1 mile (1,600 m). If a day’s paving will be less than the prescribed density testing interval, the length of the day’s paving will be the interval for that day. The density testing interval for mixtures used for patching will be 50 patches with a minimum of one test per mixture per project.

If core testing is the density verification method, the Engineer will witness the Contractor coring, and secure and take possession of all density samples at the

density verification locations. The Engineer will test the cores collected by the Contractor for density according to Illinois Modified AASHTO T 166 or AASHTO T 275.

If nuclear density gauge testing is the density verification method, the Engineer will conduct nuclear density gauge tests. The Engineer will follow the density testing procedure detailed in the document "Illinois Modified ASTM D 2950, Standard Test Method for Density of Bituminous Concrete In-Place by Nuclear Method".

A density verification test will be the result of a single core or the average of the nuclear density tests at one location. The results of each density test must be within acceptable limits. The Engineer will promptly notify the Contractor of observed deficiencies."

Revise the seventh paragraph and all subsequent paragraphs in Section D. of the document "Hot-Mix Asphalt QC/QA Initial Daily Plant and Random Samples" to read:

"Mixtures shall be sampled from the truck at the plant by the Contractor following the same procedure used to collect QC mixture samples (Section A). This process will be witnessed by the Engineer who will take custody of the verification sample. Each sample bag with a verification mixture sample will be secured by the Engineer using a locking ID tag. Sample boxes containing the verification mixture sample will be sealed/taped by the Engineer using a security ID label."



**METROPOLITAN WATER RECLAMATION DISTRICT
OF GREATER CHICAGO**

LOCAL SEWER SYSTEMS SECTION
111 EAST ERIE STREET, CHICAGO, IL 60611
www.mwrd.org/wmo

INSTRUCTIONS FOR COMPLETING PERMIT FORM

Submit a signed copy of the Watershed Management Permit application electronically through the Watershed Management Ordinance Permit Application Submittal System (WPASS) at www.mwrd.org/wpass. Include any other applicable permit schedules with the application and check the appropriate boxes. Submit a signed and sealed copy of the plan set. If applicable, submit the Fee Payment Voucher and Payment Receipt. Payments can be mailed to the address at the top of this form or submitted electronically at <https://mwrd.org/form/lsss-payment>. For any questions or assistance with submitting the permit application please email us at wpass@mwrd.org or call (312) 751-3255.

NAME AND LOCATION OF PROJECT

Name of Project (as shown on the plan set): Pedestrian Safety Improvements

Location of Project (address or with respect to two major streets): The project is located in the following intersections:

Van Buren Street and Quincy Street on 9th Avenue

Municipality (Township, if unincorporated): Village of Maywood

PIN (include all impacted, use additional sheet if necessary): _____, _____
 _____, _____

SEWER AREA OF PROJECT

- ☒ Combined Sewer Area ☐ Separate Sewer Area

APPLICABLE PERMIT SCHEDULES

- | | | |
|--|-----------------------|---------------|
| <input checked="" type="checkbox"/> Project Information (Required for all projects) | WMO Schedule A | (Page 5 of 9) |
| <input checked="" type="checkbox"/> Sewer Summary (Required for all projects) | WMO Schedule B | (Page 6 of 9) |
| <input checked="" type="checkbox"/> Sewer Connections (Required for all projects) | WMO Schedule C | (Page 7 of 9) |
| <input type="checkbox"/> Detention & Stormwater Management Facilities (WMO) | WMO Schedule D | (2 Pages) |
| <input type="checkbox"/> Detention & Stormwater Management Facilities (Legacy) | WMO Schedule D-Legacy | (4 Pages) |
| <input type="checkbox"/> Public Lift Station and/or Force Main | WMO Schedule E | (2 Pages) |
| <input type="checkbox"/> Characteristics of Waste Discharge | WMO Schedule F | (2 Pages) |
| <input type="checkbox"/> Treatment or Pretreatment Facilities | WMO Schedule G | (2 Pages) |
| <input type="checkbox"/> Hazard Areas (Floodplain / Floodway /Riparian Areas) | WMO Schedule H | (2 Pages) |
| <input type="checkbox"/> Affidavit Relative to Compliance with Article 7 | WMO Schedule J | (1 Page) |
| <input type="checkbox"/> Affidavit of Disclosure of Property Interest | WMO Schedule K | (2 Pages) |
| <input type="checkbox"/> Notice of Requirements for Storm Water Detention | WMO Schedule L | (2 Pages) |
| <input type="checkbox"/> Outfall, Direct Connection, District Owned or Leased Property | WMO Schedule O | (1 Page) |
| <input checked="" type="checkbox"/> Soil Erosion and Sediment Control | WMO Schedule P | (1 Page) |
| <input type="checkbox"/> Recording and Maintenance | WMO Schedule R | (2 Pages) |
| <input type="checkbox"/> Wetlands and Wetland Buffer Areas | WMO Schedule W | (2 Pages) |
| <input type="checkbox"/> Current Survey of Property Interests (Required for most projects) | Exhibit A | |

DISTRICT or AUTHORIZED MUNICIPALITY USE ONLY

Application Received: 5/7/2025

Permit Issued: 8/5/2025

PERMIT ISSUED BY:

DISTRICT

☐ Authorized Municipality

WMO PERMIT

GENERAL CONDITIONS

WMO Permit Number: 2025-0133

1. **Definitions.** The definitions of Appendix A of the Watershed Management Ordinance are incorporated into this Watershed Management Permit by reference. Additionally, the following words and phrases shall be defined as follows:

- a) **Building and Occupancy Permit.** Building and Occupancy Permit issued by the Municipality.
- b) **Design Engineer.** A Professional Engineer who prepares plans and specifications for the project, and signs the Watershed Management Permit Application.
- c) **Inspection Engineer.** A Professional Engineer who inspects the development to ensure compliance with the design plans, specifications, a Watershed Management Permit, and the Watershed Management Ordinance.
- d) **Permit.** Watershed Management Permit.
- e) **General Conditions.** General Conditions contained in a Watershed Management Permit.
- f) **Special Conditions.** Special Conditions of this Watershed Management Permit.

2. **Adequacy of Design.** The schedules, plans, specifications and all other data and documents submitted for this Permit are made a part hereof. The Permit shall not relieve the Design Engineer of the sole responsibility for the adequacy of the design. The issuance of this Permit shall not be construed as approval of the concept or construction details of the proposed facilities and shall not absolve the Permittee, Co-Permittee or Design Engineer of their respective responsibilities.

3. **Joint Construction and Operation Permits.** Unless otherwise stated by the Special Conditions, the issuance of this Permit shall be a joint construction and operation permit, provided that the Permittee or Co-Permittee has complied with all General and Special Conditions.

4. **Allowable Discharges.** Discharges into the Sanitary Sewer system constructed under this Permit shall consist of sanitary Sewage only. Unless otherwise stated by the Special Conditions, there shall be no discharge of industrial wastes under this Permit. Stormwater shall not be permitted to enter the Sanitary Sewer system. Without limiting the general prohibition of the previous sentence, roof and footing drains shall not be connected to the Sanitary Sewer system.

5. **Construction Inspection.** All erosion and sediment control facilities, Stormwater Facilities, Detention Facilities, and Qualified Sewer Construction shall be inspected and approved by an Inspection Engineer acting on behalf of the Permittee or the Owner of the

project, or by a duly authorized and competent representative of the Inspection Engineer. No sewer trenches shall be backfilled except as authorized by the Inspection Engineer after having inspected and approved the sewer installation.

6. **Maintenance.** Stormwater Facilities, Detention Facilities, Qualified Sewer Construction, Sanitary Sewer lines, Combined Sewer lines, systems or facilities constructed hereunder or serving the facilities constructed hereunder shall be properly maintained and operated at all times in accordance with all applicable requirements. It is understood that the responsibility for maintenance shall run as a joint and several obligation against the Permittee, the Co-Permittee, the property served, the Owner and the operator of the facilities, and said responsibility shall not be discharged nor in any way affected by change of ownership of said property, unless the District has authorized assignment of the permit.

7. **Indemnification.** The Permittee shall be solely responsible for and shall defend, indemnify and hold harmless the Metropolitan Water Reclamation District of Greater Chicago ("District", "MWRD", or "MWRDGC") and its Commissioners, officers, employees, servants, and agents from liabilities of every kind, including losses, damages and reasonable costs, payments and expenses (such as, but not limited to, court costs and reasonable attorneys' fees and disbursements), claims, demands, actions, suits, proceedings, judgments or settlements, any or all of which are asserted by any individual, private entity, or public entity against the District and its Commissioners, officers, employees, servants, or agents and arise out of or are in any way related to the issuance of this Permit. Without limiting the generality of the preceding sentence, the provisions of this paragraph shall extend to indemnify and hold harmless the District and its Commissioners, officers, employees, servants, and agents from any claims or damages arising out of or in connection with the termination or revocation of this Permit.

The Permittee shall be solely responsible for and shall defend, indemnify and hold harmless an Authorized Municipality and its elected officials, officers, employees, servants, and agents from liabilities of every kind, including losses, damages and reasonable costs, payments and expenses (such as, but not limited to, court costs and reasonable attorneys' fees and disbursements), claims, demands, actions, suits, proceedings, judgments or settlements, any or all of which are asserted by any individual, private entity, or public entity against the Authorized Municipality and its elected officials, officers, employees, servants, or agents and arise out of or are in any way related to the issuance of this Permit. Without limiting the generality

WMO PERMIT

GENERAL CONDITIONS

WMO Permit Number: 2025-0133

of the preceding sentence, the provisions of this paragraph shall extend to indemnify and hold harmless the Authorized Municipality and its elected officials, officers, employees, servants, and agents from any claims or damages arising out of or in connection with the termination or revocation of this Permit.

8. **Sewer Construction by District.** Permittee understands and acknowledges that the District has the right and power to construct and extend sewer service facilities and render such services within the area to be served by the project for which this Permit is issued, and that by the District constructing and extending such sewer service facilities and rendering such services, the facilities constructed by the Permittee under this Permit may decrease in value, become useless or of no value whatsoever, the Permittee may also sustain a loss of business, income and profits.

Therefore, by accepting this Permit and acting thereon, the Permittee, for itself, its successors and assigns, does remise, release and forever discharge the District and its Commissioners, officers, employees, servants, and agents of any and all claims whatsoever which Permittee may now have or hereafter acquire and which Permittee's successors and assigns hereafter can, shall, or may have against the District and its Commissioners, officers, employees, servants, and agents for all losses and damages, either direct or indirect, claimed to have been incurred by reason of the construction or extension at any time hereafter by the District of sewer service facilities in the service area contemplated by this Permit, the rendering of such services, which District facilities and services decrease the value of the facilities constructed by the Permittee under this Permit, make same useless or of no value whatsoever, including but not limited to, any and all damages arising under 70 ILCS 2605/19; the taking of private property for public use without due compensation; the interference with the contracts of Permittee; the interference with Permittee's use and enjoyment of its land; and the decrease in value of Permittee's land.

9. **Third Parties.** Regarding Qualified Sewer Construction, this Permit does not grant the right or authority to the Permittee: (a) to construct or encroach upon any lands of the District or of any other parties, (b) to construct outside of the territorial boundaries of the District except as allowed under an extraterritorial service agreement, (c) to construct or encroach upon the territorial boundaries of any units of local government within the District, (d) to connect to or discharge into or be served by (directly or indirectly) any sewer or sewer system owned or operated by third parties.

10. **Costs.** It is expressly stipulated and clearly understood that the Stormwater Facilities, Detention Facilities, Qualified Sewer Construction, or facilities for which the Permit is issued shall be constructed, operated and maintained at no cost to the District.
11. **Other Sewer Construction.** The District reserves the right, privilege and authority to permit others to reconstruct, change, alter and replace all sewers and appurtenances thereto at the point of connection of any sewerage system to a District interceptor and/or in public right-of-ways of District easements, and to introduce additional Sewage flow through this connection into the intercepting sewer of said District.
12. **Change of Use.** This Permit shall be incorporated in the Building and Occupancy Permit for the Building or Buildings served under this Permit. The Owner or occupant of any Building served under this Permit shall not cause, or permit, a change of use of the Building to a use other than that indicated in this Permit without first having obtained a written permission from the Executive Director of the District.
13. **Interceptors Overloading.** The District hereby serves notice that its interceptors may flow full and may surcharge, and flooding of the proposed system may occur. The Permittee agrees that the proposed systems shall be constructed, operated and maintained at the sole risk of the Permittee.
14. **Transferability.** This Permit may not be assigned or transferred without the written consent of the Executive Director of the District or Enforcement Officer of an Authorized Municipality. However, a Sole Permittee may be required to assign or transfer the Permit when divesting itself of ownership to a third-party and should notify the District prior to such divestment so that the District may determine whether assignment to the new owner is necessary.
15. **Termination.** The District has the right to enforce or revoke a Permit issued by either the District or an Authorized Municipality as outlined in Article 12 of the Watershed Management Ordinance.

It is understood and agreed that in the event the Permittee shall default on or fail to perform and carryout any of the covenants, conditions or provisions of this Permit and such default or violation shall continue for sixty (60) days after receipt of notice thereof in writing given by the Executive Director of the District, then it shall be lawful for the District at or after the expiration of said sixty (60) days to declare said Permit terminated. The Permittee agrees that immediately upon receipt of written notice of such termination it will stop all operations, discontinue any discharges and disconnect the sewerage system or facilities constructed under this Permit. If the

WMO PERMIT

GENERAL CONDITIONS

WMO Permit Number: 2025-0133

Permittee fails to do so, the District shall have the right to disconnect said system. The Permittee hereby agrees to pay for any costs incurred by the District for said disconnection.

16. **Rights and Remedies.** The various rights and remedies of the District contained in this Permit shall be construed as cumulative, and no one of them shall be construed as exclusive of any one or more of the others or exclusive of any other rights or remedies allowed by applicable rules, regulations, ordinances and laws. An election by the District to enforce any one or more of its rights or remedies shall not be construed as a waiver of the rights of the District to pursue any other rights or remedies provided under the terms and provisions of this Permit or under any applicable rules, regulations, ordinances or laws.
17. **Expiration.** This Permit shall expire if construction has not started within one (1) year from the date of issue. Construction under an expired Permit is deemed construction without a Permit. All construction under this Permit shall be completed within three (3) years after the date of permit issuance. If conditions so warrant, an extension may be granted. For publicly financed projects (e.g. special assessments) the one (1) year period indicated will be considered from the date of final court action.
18. **Revocation.** In issuing this Permit, the District or Authorized Municipality has relied upon the statements and representations made by the Permittee or his agent. Any incorrect statements or representations shall be cause for revocation of this Permit, and all the rights of the Permittee hereunder shall immediately become null and void.
19. **Advance Notice.** The Permittee shall give the District or Authorized Municipality advance notice of at least two working days prior to the following: mobilization and installation of Erosion and Sediment Control Practices; commencement of construction; excavation for Qualified Sewer Construction; Major Stormwater Systems and Detention Facilities under this Permit; and completion of construction. When advance notice is given, the Permittee shall provide the Permit number, municipality and location.
20. **Compliance with Plans and Specifications.** All construction shall be in accordance with the plans and specifications submitted for this Permit and made a part hereof. No changes in, or deviation from the plans and specifications which affect capacity, maintenance, design requirements, service area or Permit requirements shall be permitted unless revised plans have been submitted to, and approved by the District or Authorized Municipality. The Permit together with a set of the plans and specifications (revised plans and specifications, if any) shall be kept on the jobsite at all times during construction and until final inspection and approval by the District or Authorized Municipality.
21. **Testing and Approval.** All construction under this Permit shall be subject to inspection, testing and approval by the District. All testing shall be made, or caused to be made, by the Permittee at no cost to the District and in the presence of the District representative. Upon satisfactory completion of construction, the Permittee and the owner shall submit, or cause to be submitted, a completion certificate and request for approval on the form prescribed by the District. No sewer or other facilities shall be put in service until all the conditions of the Permit have been satisfactorily met.
22. **Record Drawings.** Before final inspection and approval by the District or an Authorized Municipality, the Permittee shall furnish, or cause to be furnished to the District or an Authorized Municipality, a set of Record drawings and Schedule R for the site stormwater plan, Detention Facilities, Stormwater Facilities, and Qualified Sewer Construction.
23. **Compliance with Rules and Regulations.** The Permittee hereby expressly assumes all responsibilities for meeting the requirements of all applicable rules, regulations, ordinances and laws of Local, State and Federal authorities. Issuance of this Permit shall not constitute a waiver of any applicable requirements.
24. **Severability.** The provisions of this Permit are severable, and if any provision of this Permit, or the application of any provision of this Permit, is held invalid, the remaining provisions of this Permit shall continue in full force and effect.
25. **Property Rights.** This Permit does not convey any property rights of any sort, or any exclusive privilege.
26. **Conflict with Other Conditions.** In the case of conflict between these General Conditions and any other condition(s) in this permit, the other condition(s) shall govern.

WMO SCHEDULE A PROJECT INFORMATION

Watershed Management Permit No.

2025-0133

1. NAME OF PROJECT Pedestrian Safety Improvements
(as shown on the plans)

2. APPURTENANCES (check all applicable items)

- ☐ Siphon ☐ Drop Manholes ☐ Public Lift Station ☐ Outfalls
(Submit Sch. E) (Submit Sch. O)
- ☐ Stream Crossing ☐ Direct Connections to District → Describe _____

3. RECEIVING SANITARY/COMBINED SEWER SYSTEM

A. System that project will connect to is:

☒ Existing ☐ Proposed /Under Construction → District Permit # _____

List owners of all sewers from project to District interceptor Village of Maywood

4. RECEIVING STORM SEWER SYSTEM TRIBUTARY TO WATERWAY

A. System that project will connect to is:

☐ Existing ☐ Proposed /Under Construction → District Permit # _____

List owners of all sewers from project to waterway _____

5. EXISTING LIFT STATION

☒ No ☐ Yes → Receiving system includes existing lift station

If yes, indicate location _____

6. FLOOD PROTECTION AREAS

Does any part of the project area involve the following? (check all applicable items)

- ☐ Floodplain/Floodway/Riparian ☐ Wetlands/Buffers/Riparian
(Schedule H) (Schedule W)

7. SIZE OF PROJECT

A. Total contiguous ownership interest	<u>N/A</u> acres	C. Before development	<u>0.20</u> acres
B. Development Area	<u>0.20</u> acres	D. After development	<u>0.20</u> acres

8. STORMWATER MANAGEMENT

A. Is project in the service area of a District permitted detention facility?

☒ No ☐ Yes → District Permit No. _____

B. Is stormwater management provided under this permit?

☒ No ☐ Yes → Required by: ☐ District ☐ Other
(Submit Sch. D)

C. Type of stormwater management

☐ Runoff Control ☐ Volume Control ☐ Detention Storage

WMO SCHEDULE B

SEWER SUMMARY

Watershed Management Permit No.

2025-0133

PROJECT NAME: Pedestrian Safety Improvements

(as shown on the plans)

1. **SEWER SUMMARY:** Include all qualified sewer construction sewers (Sanitary sewers in combined and separate sewer areas and Storm sewers in combined sewer area) and their tributary type:
Sanitary (San), Combined (C), Storm to Combined (SC), Storm to Waterway (SW), or Storm part of Volume Control (SVC)

Tributary Type	Choose an SC	Choose an C	Choose an Choose one	Choose an Choose one	Choose one Choose one	Choose an Choose one	Choose one Choose one
Pipe Size (in.)	8	8					
Total Length (ft.)	62	5					
Min. slope used (%)	1.32	2.0					
Pipe Material *	PVC D-2241	PVC D-2241					
Total Manholes							
Total Cleanouts							
Catch Basin/Inlets	1 CB & 4 INLETS						

* Pipe material and joint specifications must be shown on plans. See Technical Guidance Manual for acceptable specifications.

Sewer construction in floodplain: ☒ No ☐ Yes → FPE _____ ft.

Sanitary Manholes in floodplain None

Note: All structures shall have lids located above the FPE or be constructed with watertight, bolt down covers/lids.

2. NATURE OF PROJECT (Check all that apply)

Brief description New storm sewer routing to capture drainage due to geometric changes from proposed bump outs.

- ☒ Publicly financed ☐ Sewer extension to serve future development
- ☐ Sewer system serving a subdivision ☒ Storm sewers in combined sewer area
- ☐ Off-site trunk sewer to serve subdivision ☐ Service connections to serve buildings (Sch. C)
- ☐ Other _____

3. SEWER EXTENSIONS

Identify proposed project designed to service future connections (not included in Schedule C). Check the appropriate box and submit service area map and estimate of population equivalent (PE) to be served.

- ☒ NO ☐ YES → ☐ Service area map
- ☐ P.E. estimate submitted

WMO SCHEDULE C
SEWER CONNECTIONS
(FILL OUT ALL SECTIONS THAT APPLY)

Watershed Management Permit No.

2025-0133

1. BUILDING CONNECTION DATA

A. RESIDENTIAL BUILDINGS

<input type="checkbox"/> Single Family	Total dwelling units *	_____	
	Number of sewer connections *	_____	PE** _____
<input type="checkbox"/> Multi Family	Total dwelling units *	_____	
	Number of sewer connections *	_____	PE** _____

B. COMMERCIAL & RECREATIONAL BUILDINGS

<input type="checkbox"/> Number of sewer connections	_____	PE** _____
--	-------	------------

C. INDUSTRIAL BUILDINGS

<input type="checkbox"/> Number of sewer connections	_____	PE** _____
--	-------	------------

* Each sanitary line exiting a building is a connection

** Population Equivalent (Submit calculations for each connection and total from all connections)

2. BUILDING USE - (Check all that apply)

A. COMMERCIAL & RECREATIONAL

Describe use of buildings, including principal product(s) or activities _____

<input type="checkbox"/> Food preparation or processing (install grease separator)	<input type="checkbox"/> Laundromat (install lint basin)
<input type="checkbox"/> Swimming pool (provide pool plans)	<input type="checkbox"/> Auto service (install triple basin)
<input type="checkbox"/> Manufacturing (describe) _____	<input type="checkbox"/> Auto wash (install mud basin)
<input type="checkbox"/> Other _____	

B. INDUSTRIAL BUILDINGS

Describe use of buildings, including principal product(s) or activities _____

<input type="checkbox"/> Sewer connections will receive domestic sewage only
<input type="checkbox"/> Industrial waste is produced

NOTE: If industrial waste is produced, submit [WMO Schedule F](#) & [WMO Schedule G](#) and plumbing plans along with flow diagram for pretreatment system.

SCHEDULE P

WMO Permit Number: 2025-0133

SOIL EROSION AND SEDIMENT CONTROL

NAME OF PROJECT: SRTS - Pedestrian Safety Improvements

1. PROJECT INFORMATION:

- A. Project Area (*include all disturbed area*) 0.37 acres
- B. Stormwater discharges directly to:
- ☐ Storm Sewer
 - ☒ Combined Sewer
 - ☐ Overland Flow Route
 - ☐ Waters of the State → Name of water body: _____
 - ☐ Other → Explain: _____
- C. Indicate if any of the following special circumstances apply (*check all that apply*):
- ☐ Volume Control Facility ☐ Wetland / Buffer ☐ Outfall to Waterway
 - ☐ Floodplain / Floodway ☐ Riparian Environment ☐ Tributary to Lake Michigan
- D. Explain how special circumstances indicated in Item 1.C will be protected from erosion and sedimentation:
- See attachment #3 for erosion and sedimentation control narrative.

2. SOIL EROSION AND SEDIMENT CONTROL PRACTICES: Submit a soil erosion and sediment control plan indicating type, location, and detail for all practices. Include a sequence for all major construction activities. All practices must be constructed in accordance with the Illinois Urban Manual.

- A. Indicate all temporary soil erosion and sediment control practices installed as part of the project:
- ☐ Entrance / Exit Control ☐ Vegetative Control ☐ Filtration for Dewatering
 - ☒ Concrete Washout ☐ Matting / Mulching ☐ Conveyance Channel
 - ☐ Silt Fence ☐ Coir Roll ☐ Velocity Dissipation
 - ☐ Double-Row Silt Fence ☐ Sediment Trap ☐ Cofferdam / Silt Curtain
 - ☒ Inlet Control ☐ Sediment Basin
 - ☐ Other: _____
 - ☐ Other: _____
- B. Indicate all permanent soil erosion control practices installed as part of the project:
- ☐ Vegetative Control ☐ Velocity Dissipation
 - ☐ Other: _____
 - ☐ Other: _____

SPECIAL CONDITIONS FOR PERMIT NO 2025-0133

1. All abandoned sewers/forcemains shall be plugged at both end with at least 2 feet long non-shrink concrete or mortar plugs.
2. This permit is issued for qualified sewer construction only.

ENGINEERING CERTIFICATIONS

Watershed Management Permit No.


2025-0133

CERTIFICATE BY DESIGN ENGINEER: I hereby certify that the project described herein has been designed in accordance with the requirements set forth in this application and all applicable ordinances, rules, regulations, local, state and federal laws, and design criteria of the issuing authority; that the storm drainage and sanitary sewer system designed for this project are proper and adequate; that where the design involves one or more connections to an existing local sewer system, the capacity of said system has been examined and the system is found to be adequate to transport the stormwater and/or wastewater that will be added through the proposed sewer without violating any provisions of the Illinois Environmental Protection Act or the rules and regulations thereunder.

Comments, if any: _____

Engineering Firm: Edwin Hancock Engineering Telephone: (708) 865 - 0300

Address: 9933 Roosevelt Rd City: Westchester Zip: 60154

Signature:  Date: 03/31/2025
(Name and Title)

Email Address: abarnett@ehancock.com


CERTIFICATE BY MUNICIPAL OR SYSTEM ENGINEER: The application and the drawings, together with other data being submitted with this application, have been examined by me and are found to be in compliance with all applicable requirements. The manner of drainage is satisfactory and proper in accordance with local requirements. The existing local sewer system to which the project discharges has been examined and the system is found to be adequate to transport the stormwater and/or wastewater that will be added through the proposed sewer without violating any provisions of the Illinois Environmental Protection Act or the rules and regulations thereunder.

I hereby certify that the project area is within the municipal corporate limits. ☒ YES ☐ NO

Owner of Local Sewer System: Village of Maywood

Engineering Firm: Edwin Hancock Engineering Telephone: 708 865 0300

Address: 9933 Roosevelt Rd City: Westchester Zip: 60154


Signature:  Date: 03/31/2025
(Name and Title)

Email Address: abarnett@ehancock.com

CERTIFICATE BY INSPECTION ENGINEER: I hereby certify that construction of the project will be in substantial compliance with the data and the plans submitted with this application; that approval will be obtained from the issuing authority prior to making any changes that would affect capacity, maintenance, design requirements, service area or the Permit requirements; that a set of RECORD drawings, signed and sealed by the undersigned Engineer will be furnished to the District or an Authorized Municipality before testing and approval by the District or Authorized Municipality of the completed work.

Engineering Firm: Edwin Hancock Engineering Telephone: 708 865 0300

Address: 9933 Roosevelt Rd City: Westchester Zip: 60154

Signature:  Date: 03/31/2025
(Name and Title)

Email Address: abarnett@ehancock.com

SPECIAL CONDITIONS

Watershed Management Permit No.

2025-0133

This Permit is issued subject to the General Conditions and the attached Special Conditions.

If Permit is granted:

- ☒ Please return two (2) copies of the Permit to the Permittee; or
☐ Please mail one (1) copy to Permittee and one (1) copy to the person designated below:

Name: Andrew Barnett, P.E.

Address : 9933 Roosevelt Rd., Westchester, IL 60154

Email : abarnett@ehancock.com

CERTIFICATE BY APPLICANTS: We have read and thoroughly understand the conditions and requirements of this Permit application, and agree to conform to the Permit conditions and other applicable requirements of the District. It is understood that construction hereunder, after the Permit is granted, shall constitute acceptance by the applicants of any Special Conditions that may be placed hereon by the District or an Authorized Municipality. It is further understood that this application shall not constitute a Permit until it is approved, signed and returned by the Director of Engineering of the District or Enforcement Officer of an Authorized Municipality.

PERMITTEE	CO-PERMITTEE
The project area is within municipal corporate limits. <input checked="" type="checkbox"/> Yes <input type="checkbox"/> No <input type="checkbox"/> Not Applicable	(Co-Permittee is Property Owner) Title to property is held in a land trust: <input type="checkbox"/> Yes <input type="checkbox"/> No If yes, Co-Permittee shall be beneficiary with Power of Direction
Municipality <u>Village of Maywood</u>	Owner _____
Address <u>40 Madison Street</u>	Address _____
City <u>Maywood</u> Zip <u>60153</u>	City _____ Zip _____
Signature <u>Greg Buchanan</u>	Signature _____
Name <u>Greg Buchanan</u> (Print)	Name _____ (Print)
Title <u>Director of Public Works</u>	Title _____
Date <u>06/24/25</u> Phone <u>(708) 450-6300</u>	Date _____ Phone _____
Email <u>gbuchanan@maywood-il.gov</u>	Email _____

REVIEW AND APPROVAL BY THE DISTRICT OR AUTHORIZED MUNICIPALITY	
Reviewed by: <u>[Signature]</u> (Local Sewer Systems) or (Professional Engineer)	Date <u>8/1/2025</u>
Approved for Issue	
Approved by: <u>[Signature]</u> (For the Director of Engineering) or (Enforcement Officer)	Date <u>8/5/2025</u>

CEMENT, FINELY DIVIDED MINERALS, ADMIXTURES; CONCRETE, AND MORTAR (BDE)

Effective: January 1, 2025

Revise the first paragraph of Article 285.05 of the Standard Specifications to read:

“285.05 Fabric Formed Concrete Revetment Mat. The grout shall consist of a mixture of cement, fine aggregate, and water so proportioned and mixed as to provide a pumpable slurry. Fly ash or ground granulated blast furnace (GGBF) slag, and concrete admixtures may be used at the option of the Contractor. The grout shall have an air content of not less than 6.0 percent nor more than 9.0 percent of the volume of the grout. The mix shall obtain a compressive strength of 2500 psi (17,000 kPa) at 28 days according to Article 1020.09.”

Revise Article 302.02 of the Standard Specifications to read:

“302.02 Materials. Materials shall be according to the following.

Item	Article/Section
(a) Cement	1001
(b) Water	1002
(c) Hydrated Lime	1012.01
(d) By-Product, Hydrated Lime	1012.02
(e) By-Product, Non-Hydrated Lime	1012.03
(f) Lime Slurry	1012.04
(g) Fly Ash	1010
(h) Soil for Soil Modification (Note 1)	1009.01
(i) Bituminous Materials (Note 2)	1032

Note 1. This soil requirement only applies when modifying with lime (slurry or dry).

Note 2. The bituminous materials used for curing shall be emulsified asphalt RS-2, CRS-2, HFE 90, or HFE 150; rapid curing liquid asphalt RC-70; or medium curing liquid asphalt MC-70 or MC-250.”

Revise Article 312.07(c) of the Standard Specifications to read:

“(c) Cement1001”

Add Article 312.07(i) of the Standard Specifications to read:

“(i) Ground Granulated Blast Furnace (GGBF) Slag1010”

Revise the first paragraph of Article 312.09 of the Standard Specifications to read:

“312.09 Proportioning and Mix Design. At least 60 days prior to start of placing CAM II, the Contractor shall submit samples of materials to be used in the work for proportioning and testing.

The mixture shall contain a minimum of 200 lb (120 kg) of cement per cubic yard (cubic meter). Cement may be replaced with fly ash or ground granulated blast furnace (GGBF) slag according to Article 1020.05(c)(1) or 1020.05(c)(2), respectively, however the minimum cement content in the mixture shall be 170 lbs/cu yd (101 kg/cu m). Blends of coarse and fine aggregates will be permitted, provided the volume of fine aggregate does not exceed the volume of coarse aggregate. The Engineer will determine the proportions of materials for the mixture according to the "Portland Cement Concrete Level III Technician Course" manual. However, the Contractor may substitute their own mix design. Article 1020.05(a) shall apply, and a Level III PCC Technician shall develop the mix design."

Revise Article 352.02 of the Standard Specifications to read:

"352.02 Materials. Materials shall be according to the following.

Item	Article/Section
(a) Cement (Note 1)	1001
(b) Soil for Soil-Cement Base Course	1009.03
(c) Water	1002
(d) Bituminous Materials (Note 2)	1032

Note 1. Bulk cement may be used for the traveling mixing plant method if the equipment for handling, weighing, and spreading the cement is approved by the Engineer.

Note 2. The bituminous materials used for curing shall be emulsified asphalt RS-2, CRS-2, HFE 90, or HFE 150; rapid curing liquid asphalt RC-70; or medium curing liquid asphalt MC-70 or MC-250."

Revise Article 404.02 of the Standard Specifications to read:

"404.02 Materials. Materials shall be according to the following.

Item	Article/Section
(a) Cement	1001
(b) Water	1002
(c) Fine Aggregate	1003.08
(d) Bituminous Material (Tack Coat)	1032.06
(e) Emulsified Asphalts (Note 1) (Note 2)	1032.06
(f) Fiber Modified Joint Sealer	1050.05
(g) Additives (Note 3)	

Note 1. When used for slurry seal, the emulsified asphalt shall be CQS-1h according to Article 1032.06(b).

Note 2. When used for micro-surfacing, the emulsified asphalt shall be CQS-1hP according to Article 1032.06(e).

Note 3. Additives may be added to the emulsion mix or any of the component materials to provide the control of the quick-traffic properties. They shall be included as part of the mix design and be compatible with the other components of the mix.

Revise the last sentence of the fourth paragraph of Article 404.08 of the Standard Specifications to read:

“When approved by the Engineer, the sealant may be dusted with fine sand, cement, or mineral filler to prevent tracking.”

Revise Note 2 of Article 516.02 of the Standard Specifications to read:

“Note 2. The sand-cement grout mix shall be according to Section 1020 and shall be a 1:1 blend of sand and cement comprised of a Type I, IL, or II cement at 185 lb/cu yd (110 kg/cu m). The maximum water cement ratio shall be sufficient to provide a flowable mixture with a typical slump of 10 in. (250 mm).”

Revise Note 2 of Article 543.02 of the Standard Specifications to read:

“Note 2. The grout mixture shall be 6.50 hundredweight/cu yd (385 kg/cu m) of cement plus fine aggregate and water. Fly ash or ground granulated blast furnace (GGBF) slag may replace a maximum of 5.25 hundredweight/cu yd (310 kg/cu m) of the cement. The water/cement ratio, according to Article 1020.06, shall not exceed 0.60. An air-entraining admixture shall be used to produce an air content, according to Article 1020.08, of not less than 6.0 percent nor more than 9.0 percent of the volume of the grout. The Contractor shall have the option to use a water-reducing or high range water-reducing admixture.”

Revise Article 583.01 of the Standard Specifications to read:

“**583.01 Description.** This work shall consist of placing cement mortar along precast, prestressed concrete bridge deck beams as required for fairing out any unevenness between adjacent deck beams prior to placing of waterproofing membrane and surfacing.”

Revise Article 583.02(a) of the Standard Specifications to read:

“(a) Cement1001”

Revise the first paragraph of Article 583.03 of the Standard Specifications to read:

“**583.03 General.** This work shall only be performed when the air temperature is 45 °F (7 °C) and rising. The mixture for cement mortar shall consist of three parts sand to one part cement by volume. The amount of water shall be no more than that necessary to produce a workable, plastic mortar.”

Revise Note 2/ in Article 1003.01(b) of the Standard Specifications to read:

“2/ Applies only to sand. Sand exceeding the colorimetric test standard of 11 (Illinois Modified AASHTO T 21) will be checked for mortar making properties according to Illinois Modified ASTM C 87 and shall develop a compressive strength at the age of 14 days when using Type I, IL, or II cement of not less than 95 percent of the comparable standard.

Revise the second sentence of Article 1003.02(e)(1) of the Standard Specifications to read:

“The test will be performed with Type I, IL, or II portland cement having a total equivalent alkali content ($\text{Na}_2\text{O} + 0.658\text{K}_2\text{O}$) of 0.90 percent or greater.”

Revise the first sentence of the second paragraph of Article 1003.02(e)(3) of the Standard Specifications to read:

“The ASTM C 1293 test shall be performed with Type I, IL, or II portland cement having a total equivalent alkali content ($\text{Na}_2\text{O} + 0.658\text{K}_2\text{O}$) of 0.80 percent or greater.”

Revise the second sentence of Article 1004.02(g)(1) of the Standard Specifications to read:

“The test will be performed with Type I, IL, or II portland cement having a total equivalent alkali content ($\text{Na}_2\text{O} + 0.658\text{K}_2\text{O}$) of 0.90 percent or greater.”

Revise Article 1017.01 of the Standard Specifications to read:

“1017.01 Requirements. The mortar shall be high-strength according to ASTM C 387 and shall have a minimum 80.0 percent relative dynamic modulus of elasticity when tested by the Department according to Illinois Modified AASHTO T 161 or AASHTO T 161 when tested by an independent lab. The high-strength mortar shall have a water-soluble chloride ion content of less than 0.40 lb/cu yd (0.24 kg/cu m). The test shall be performed according to ASTM C 1218, and the high-strength mortar shall have an age of 28 to 42 days at the time of test. The ASTM C 1218 test shall be performed by an independent lab a minimum of once every five years, and the test results shall be provided to the Department. Mixing of the high-strength mortar shall be according to the manufacturer’s specifications. The Department will maintain a qualified product list.”

Revise the fourth sentence of Article 1018.01 of the Standard Specifications to read:

“The ASTM C 1218 test shall be performed by an independent lab a minimum of once every five years, and the test results shall be provided to the Department.”

Revise Article 1019.02 of the Standard Specifications to read:

“1019.02 Materials. Materials shall be according to the following.

Item	Article/Section
(a) Cement	1001
(b) Water	1002

- (c) Fine Aggregate for Controlled Low-Strength Material (CLSM) 1003.06
- (d) Fly Ash 1010
- (e) Ground Granulated Blast Furnace (GGBF) Slag..... 1010
- (f) Admixtures (Note 1)

Note 1. The air-entraining admixture may be in powder or liquid form. Prior to approval, a CLSM air-entraining admixture will be evaluated by the Department. The admixture shall be able to meet the air content requirements of Mix 2. The Department will maintain a qualified product list.”

Revise Article 1019.05 of the Standard Specifications to read:

“**1019.05 Department Mix Design.** The Department mix design shall be Mix 1, 2, or 3 and shall be proportioned to yield approximately one cubic yard (cubic meter).

Mix 1	
Cement	50 lb (30 kg)
Fly Ash – Class C or F, and/or GGBF Slag	125 lb (74 kg)
Fine Aggregate – Saturated Surface Dry	2900 lb (1720 kg)
Water	50-65 gal (248-322 L)
Air Content	No air is entrained

Mix 2	
Cement	125 lb (74 kg)
Fine Aggregate – Saturated Surface Dry	2500 lb (1483 kg)
Water	35-50 gal (173-248 L)
Air Content	15-25 %

Mix 3	
Cement	40 lb (24 kg)
Fly Ash – Class C or F, and/or GGBF Slag	125 lb (74 kg)
Fine Aggregate – Saturated Surface Dry	2500 lb (1483 kg)
Water	35-50 gal (179-248 L)
Air Content	15-25 %”

Revise Article 1020.04, Table 1, Note (8) of the Standard Specifications to read:

“(8) In addition to the Type III portland cement, 100 lb/cu yd of ground granulated blast-furnace slag and 50 lb/cu yd of microsilica (silica fume) shall be used. For an air temperature greater than 85 °F, the Type III portland cement may be replaced with Type I, IL, or II portland cement.”

Revise Article 1020.04, Table 1 (Metric), Note (8) of the Standard Specifications to read:

“(8) In addition to the Type III portland cement, 60 kg/cu m of ground granulated blast-furnace slag and 30 kg/cu m of microsilica (silica fume) shall be used. For an air temperature greater than 30 °C, the Type III portland cement may be replaced with Type I, IL, or II portland cement.”

Revise the second paragraph of Article 1020.05(a) of the Standard Specifications to read:

“For a mix design using a portland-pozzolan cement, portland blast-furnace slag cement, portland-limestone cement, or replacing portland cement with finely divided minerals per Articles 1020.05(c) and 1020.05(d), the Contractor may submit a mix design with a minimum portland cement content less than 400 lbs/cu yd (237 kg/cu m), but not less than 375 lbs/cu yd (222 kg/cu m), if the mix design is shown to have a minimum relative dynamic modulus of elasticity of 80 percent determined according to AASHTO T 161. Testing shall be performed by an independent laboratory accredited by AASHTO re:source for Portland Cement Concrete.”

Revise the first sentence of the first paragraph of Article 1020.05(b) of the Standard Specifications to read:

“Corrosion inhibitors and concrete admixtures shall be according to the qualified product lists.”

Delete the fourth and fifth sentences of the second paragraph of Article 1020.05(b) of the Standard Specifications.

Revise the third sentence of the second paragraph of Article 1020.05(b)(5) of the Standard Specifications to read:

“The qualified product lists of concrete admixtures shall not apply.”

Revise second paragraph of Article 1020.05(b)(10) of the Standard Specifications to read:

“When calcium nitrite is used, it shall be added at the rate of 4 gal/cu yd (20 L/cu m) and shall be added to the mix immediately after all compatible admixtures have been introduced to the batch. Other corrosion inhibitors shall be added per the manufacturer’s specifications.”

Delete the third paragraph of Article 1020.05(b)(10) of the Standard Specifications.

Revise Article 1020.15(b)(1)c. of the Standard Specifications to read:

“c. The minimum portland cement content in the mixture shall be 375 lbs/cu yd (222 kg/cu m). When the total of organic processing additions, inorganic processing additions, and limestone addition exceed 5.0 percent in the cement, the minimum portland cement content in the mixture shall be 400 lbs/cu yd (237 kg/cu m). For a drilled shaft, foundation, footing, or substructure, the

minimum portland cement may be reduced to as low as 330 lbs/cu yd (196 kg/cu m) if the concrete has adequate freeze/thaw durability. The Contractor shall provide freeze/thaw test results according to AASHTO T 161, and the relative dynamic modulus of elasticity of the mix design shall be a minimum of 80 percent. Testing shall be performed by an independent laboratory accredited by AASHTO re:source for Portland Cement Concrete. Freeze/thaw testing will not be required for concrete that will not be exposed to freezing and thawing conditions as determined by the Engineer.”

Revise Article 1021.01 of the Standard Specifications to read:

“1021.01 General. Admixtures shall be furnished in liquid or powder form ready for use. The admixtures shall be delivered in the manufacturer's original containers, bulk tank trucks or such containers or tanks as are acceptable to the Engineer. Delivery shall be accompanied by a ticket which clearly identifies the manufacturer, the date of manufacture, and trade name of the material. Containers shall be readily identifiable as to manufacturer, the date of manufacture, and trade name of the material they contain.

Concrete admixtures shall be on one of the Department's qualified product lists. Unless otherwise noted, admixtures shall have successfully completed and remain current with the AASHTO Product Eval and Audit Concrete Admixture (CADD) testing program. For admixture submittals to the Department; the product brand name, manufacturer name, admixture type or types, an electronic link to the product's technical data sheet, and the NTPEP testing number which contains an electronic link to all test data shall be provided. In addition, a letter shall be submitted certifying that no changes have been made in the formulation of the material since the most current round of tests conducted by AASHTO Product Eval and Audit. After 28 days of testing by AASHTO Product Eval and Audit, air-entraining admixtures may be provisionally approved and used on Departmental projects. For all other admixtures, unless otherwise noted, the time period after which provisionally approved status may be earned is 6 months.

The manufacturer shall include the following in the submittal to the AASHTO Product Eval and Audit CADD testing program: the manufacturing range for specific gravity, the midpoint and manufacturing range for residue by oven drying, and manufacturing range of pH. The submittal shall also include an infrared spectrophotometer trace no more than five years old.

For air-entraining admixtures according to Article 1021.02, the specific gravity allowable manufacturing range established by the manufacturer shall be according to AASHTO M 194. For residue by oven drying and pH, the allowable manufacturing range and test methods shall be according to AASHTO M 194.

For admixtures according to Articles 1021.03, 1021.04, 1021.05, 1021.06, 1021.07, and 1021.08, the pH allowable manufacturing range established by the manufacturer shall be according to ASTM E 70. For specific gravity and residue by oven drying, the allowable manufacturing range and test methods shall be according to AASHTO M 194.

All admixtures, except chloride-based accelerators, shall contain a maximum of 0.3 percent chloride by weight (mass) as determined by an appropriate test method. To verify the test result, the Department will use Illinois Modified AASHTO T 260, Procedure A, Method 1.

Prior to final approval of an admixture, the Engineer reserves the right to request a sample for testing. The test and reference concrete mixtures tested by the Engineer will contain a cement content of 5.65 cwt/cu yd (335 kg/cu m). For freeze-thaw testing, the Department will perform the test according to Illinois Modified AASHTO T 161. The flexural strength test will be performed according to AASHTO T 177. If the Engineer decides to test the admixture, the manufacturer shall submit AASHTO T 197 water content and set time test results on the standard cement used by the Department. The manufacturer may select their lab or an independent lab to perform this testing. The laboratory is not required to be accredited by AASHTO.

Random field samples may be taken by the Department to verify an admixture meets specification. A split sample will be provided to the manufacturer if requested. Admixtures that do not meet specification requirements or an allowable manufacturing range established by the manufacturer shall be replaced with new material.”

Revise Article 1021.03 of the Standard Specifications to read:

“**1021.03 Retarding and Water-Reducing Admixtures.** The admixture shall be according to the following.

- (a) Retarding admixtures shall be according to AASHTO M 194, Type B (retarding) or Type D (water-reducing and retarding).
- (b) Water-reducing admixtures shall be according to AASHTO M 194, Type A.
- (c) High range water-reducing admixtures shall be according to AASHTO M 194, Type F (high range water-reducing) or Type G (high range water-reducing and retarding).”

Revise Article 1021.05 of the Standard Specifications to read:

“**1021.05 Self-Consolidating Admixtures.** Self-consolidating admixture systems shall consist of either a high range water-reducing admixture only or a high range water-reducing admixture combined with a separate viscosity modifying admixture. The one or two component admixture system shall be capable of producing a concrete that can flow around reinforcement and consolidate under its own weight without additional effort and without segregation.

High range water-reducing admixtures shall be according to AASHTO M 194, Type F.

Viscosity modifying admixtures shall be according to AASHTO M 194, Type S (specific performance).”

Revise Article 1021.06 of the Standard Specifications to read:

“1021.06 Rheology-Controlling Admixture. Rheology-controlling admixtures shall be capable of producing a concrete mixture with a lower yield stress that will consolidate easier for slipform applications used by the Contractor. Rheology-controlling admixtures shall be according to AASHTO M 194, Type S (specific performance).”

Revise Article 1021.07 of the Standard Specifications to read:

“1021.07 Corrosion Inhibitor. The corrosion inhibitor shall be according to one of the following.

(a) Calcium Nitrite. Corrosion inhibitors shall contain a minimum 30 percent calcium nitrite by weight (mass) of solution and shall comply with either the requirements of AASHTO M 194, Type C (accelerating) or the requirements of ASTM C 1582. The corrosion inhibiting performance requirements of ASTM C 1582 shall not apply.

(b) Other Materials. The corrosion inhibitor shall be according to ASTM C 1582.

For submittals requiring testing according to ASTM M 194, Type C (accelerating), the admixture shall meet the requirements of the AASHTO Product Eval and Audit CADD testing program according to Article 1021.01.

For submittals requiring testing according to ASTM C 1582, a report prepared by an independent laboratory accredited by AASHTO re:source for portland cement concrete shall be provided. The report shall show the results of physical tests conducted no more than five years prior to the time of submittal, according to applicable specifications. However, ASTM G 109 test information specified in ASTM C 1582 is not required to be from an independent accredited lab. All other information in ASTM C 1582 shall be from an independent accredited lab. Test data and other information required to be submitted to AASHTO Product Eval and Audit according to Article 1021.01, shall instead be submitted directly to the Department.”

Add Article 1021.08 of the Standard Specifications as follows:

“1021.08 Other Specific Performance Admixtures. Other specific performance admixtures shall, at a minimum, be according to AASHTO M 194, Type S (specific performance). The Department also reserves the right to require other testing, as determined by the Engineer, to show evidence of specific performance characteristics.

Initial testing according to AASHTO M 194 may be conducted under the AASHTO Product Eval and Audit CADD testing program according to Article 1021.01, or by an independent laboratory accredited by AASHTO re:source for Portland Cement Concrete. In either case, test data and other information required to be submitted to AASHTO Product Eval and Audit according to Article 1021.01, shall also be submitted directly to the Department. The independent accredited lab report shall show the results of physical tests conducted no more than five years prior to the time of submittal, according to applicable specifications.”

Revise Article 1024.01 of the Standard Specifications to read:

“1024.01 Requirements for Grout. The grout shall be proportioned by dry volume, thoroughly mixed, and shall have a minimum temperature of 50 °F (10 °C). Water shall not exceed the minimum needed for placement and finishing.

Materials for the grout shall be according to the following.

Item	Article/Section
(a) Cement	1001
(b) Water	1002
(c) Fine Aggregate	1003.02
(d) Fly Ash	1010
(e) Ground Granulated Blast Furnace (GGBF) Slag.....	1010
(f) Concrete Admixtures	1021”

Revise Note 1 of Article 1024.02 of the Standard Specifications to read:

“Note 1. Nonshrink grout shall be according to Illinois Modified ASTM C 1107.

The nonshrink grout shall have a water-soluble chloride ion content of less than 0.40 lb/cu yd (0.24 kg/cu m). The test shall be performed according to ASTM C 1218, and the grout shall have an age of 28 to 42 days at the time of test. The ASTM C 1218 test shall be performed by an independent lab a minimum of once every five years, and the test results shall be provided to the Department. Mixing of the nonshrink grout shall be according to the manufacturer’s specifications. The Department will maintain a qualified product list.”

Revise Article 1029.02 of the Standard Specifications to read:

“1029.02 Materials. Materials shall be according to the following.

Item	Article/Section
(a) Cement.....	1001
(b) Fly Ash	1010
(c) Ground Granulated Blast Furnace (GGBF) Slag	1010
(d) Water.....	1002
(e) Fine Aggregate.....	1003
(f) Concrete Admixtures	1021
(g) Foaming Agent (Note 1)	

Note 1. The manufacturer shall submit infrared spectrophotometer trace and test results indicating the foaming agent meets the requirements of ASTM C 869 in order to be on the Department’s qualified product list. Submitted data/results shall not be more than five years old.”

Revise the second paragraph of Article 1103.03(a)(4) the Standard Specifications to read:

“The dispenser system shall provide a visual indication that the liquid admixture is actually entering the batch, such as via a transparent or translucent section of tubing or by independent check with an integrated secondary metering device. If approved by the Engineer, an alternate indicator may be used for admixtures dosed at rates of 25 oz/cwt (1630 mL/100 kg) or greater, such as accelerating admixtures, corrosion inhibitors, and viscosity modifying admixtures.”

Revise the first two sections of Check Sheet #11 of the Supplemental Specifications and Recurring Special Provisions to read:

“Description. This work shall consist of filling voids beneath rigid and composite pavements with cement grout.

Materials. Materials shall be according to the following Articles of Division 1000 - Materials of the Standard Specifications:

Item	Article/Section
(a) Cement	1001
(b) Water	1002
(c) Fly Ash	1010
(d) Ground Granulated Blast Furnace (GGBF) Slag.....	1010
(e) Admixtures	1021
(f) Packaged Rapid Hardening Mortar or Concrete	1018”

Revise the third paragraph of Materials Note 2 of Check Sheet #28 of the Supplemental Specifications and Recurring Special Provisions to read:

“The Department will maintain a qualified product list of synthetic fibers, which will include the minimum required dosage rate. For the minimum required fiber dosage rate based on the Illinois Modified ASTM C 1609 test, a report prepared by an independent laboratory accredited by AASHTO re:source for Portland Cement Concrete shall be provided. The report shall show results of tests conducted no more than five years prior to the time of submittal.”

80460

COMPENSABLE DELAY COSTS (BDE)

Effective: June 2, 2017

Revised: April 1, 2019

Revise Article 107.40(b) of the Standard Specifications to read:

“(b) Compensation. Compensation will not be allowed for delays, inconveniences, or damages sustained by the Contractor from conflicts with facilities not meeting the above definition; or if a conflict with a utility in an unanticipated location does not cause a shutdown of the work or a documentable reduction in the rate of progress exceeding the limits set herein. The provisions of Article 104.03 notwithstanding, compensation for delays caused by a utility in an unanticipated location will be paid according to the provisions of this Article governing minor and major delays or reduced rate of production which are defined as follows.

- (1) Minor Delay. A minor delay occurs when the work in conflict with the utility in an unanticipated location is completely stopped for more than two hours, but not to exceed two weeks.
- (2) Major Delay. A major delay occurs when the work in conflict with the utility in an unanticipated location is completely stopped for more than two weeks.
- (3) Reduced Rate of Production Delay. A reduced rate of production delay occurs when the rate of production on the work in conflict with the utility in an unanticipated location decreases by more than 25 percent and lasts longer than seven calendar days.”

Revise Article 107.40(c) of the Standard Specifications to read:

“(c) Payment. Payment for Minor, Major, and Reduced Rate of Production Delays will be made as follows.

- (1) Minor Delay. Labor idled which cannot be used on other work will be paid for according to Article 109.04(b)(1) and (2) for the time between start of the delay and the minimum remaining hours in the work shift required by the prevailing practice in the area.

Equipment idled which cannot be used on other work, and which is authorized to standby on the project site by the Engineer, will be paid for according to Article 109.04(b)(4).

- (2) Major Delay. Labor will be the same as for a minor delay.

Equipment will be the same as for a minor delay, except Contractor-owned equipment will be limited to two weeks plus the cost of move-out to either the

Contractor's yard or another job and the cost to re-mobilize, whichever is less. Rental equipment may be paid for longer than two weeks provided the Contractor presents adequate support to the Department (including lease agreement) to show retaining equipment on the job is the most economical course to follow and in the public interest.

- (3) Reduced Rate of Production Delay. The Contractor will be compensated for the reduced productivity for labor and equipment time in excess of the 25 percent threshold for that portion of the delay in excess of seven calendar days. Determination of compensation will be in accordance with Article 104.02, except labor and material additives will not be permitted.

Payment for escalated material costs, escalated labor costs, extended project overhead, and extended traffic control will be determined according to Article 109.13."

Revise Article 108.04(b) of the Standard Specifications to read:

"(b) No working day will be charged under the following conditions.

- (1) When adverse weather prevents work on the controlling item.
- (2) When job conditions due to recent weather prevent work on the controlling item.
- (3) When conduct or lack of conduct by the Department or its consultants, representatives, officers, agents, or employees; delay by the Department in making the site available; or delay in furnishing any items required to be furnished to the Contractor by the Department prevents work on the controlling item.
- (4) When delays caused by utility or railroad adjustments prevent work on the controlling item.
- (5) When strikes, lock-outs, extraordinary delays in transportation, or inability to procure critical materials prevent work on the controlling item, as long as these delays are not due to any fault of the Contractor.
- (6) When any condition over which the Contractor has no control prevents work on the controlling item."

Revise Article 109.09(f) of the Standard Specifications to read:

- "(f) Basis of Payment. After resolution of a claim in favor of the Contractor, any adjustment in time required for the work will be made according to Section 108. Any adjustment in the costs to be paid will be made for direct labor, direct materials, direct equipment, direct jobsite overhead, direct offsite overhead, and other direct costs allowed by the resolution. Adjustments in costs will not be made for interest charges, loss of anticipated profit, undocumented loss of efficiency, home office overhead and unabsorbed overhead

other than as allowed by Article 109.13, lost opportunity, preparation of claim expenses and other consequential indirect costs regardless of method of calculation.

The above Basis of Payment is an essential element of the contract and the claim cost recovery of the Contractor shall be so limited.”

Add the following to Section 109 of the Standard Specifications.

“109.13 Payment for Contract Delay. Compensation for escalated material costs, escalated labor costs, extended project overhead, and extended traffic control will be allowed when such costs result from a delay meeting the criteria in the following table.

Contract Type	Cause of Delay	Length of Delay
Working Days	Article 108.04(b)(3) or Article 108.04(b)(4)	No working days have been charged for two consecutive weeks.
Completion Date	Article 108.08(b)(1) or Article 108.08(b)(7)	The Contractor has been granted a minimum two week extension of contract time, according to Article 108.08.

Payment for each of the various costs will be according to the following.

- (a) Escalated Material and/or Labor Costs. When the delay causes work, which would have otherwise been completed, to be done after material and/or labor costs have increased, such increases will be paid. Payment for escalated material costs will be limited to the increased costs substantiated by documentation furnished by the Contractor. Payment for escalated labor costs will be limited to those items in Article 109.04(b)(1) and (2), except the 35 percent and 10 percent additives will not be permitted.
- (b) Extended Project Overhead. For the duration of the delay, payment for extended project overhead will be paid as follows.
 - (1) Direct Jobsite and Offsite Overhead. Payment for documented direct jobsite overhead and documented direct offsite overhead, including onsite supervisory and administrative personnel, will be allowed according to the following table.

Original Contract Amount	Supervisory and Administrative Personnel
Up to \$5,000,000	One Project Superintendent
Over \$ 5,000,000 - up to \$25,000,000	One Project Manager, One Project Superintendent or Engineer, and One Clerk
Over \$25,000,000 - up to \$50,000,000	One Project Manager, One Project Superintendent, One Engineer, and

	One Clerk
Over \$50,000,000	One Project Manager, Two Project Superintendents, One Engineer, and One Clerk

(2) Home Office and Unabsorbed Overhead. Payment for home office and unabsorbed overhead will be calculated as 8 percent of the total delay cost.

(c) Extended Traffic Control. Traffic control required for an extended period of time due to the delay will be paid for according to Article 109.04.

When an extended traffic control adjustment is paid under this provision, an adjusted unit price as provided for in Article 701.20(a) for increase or decrease in the value of work by more than ten percent will not be paid.

Upon payment for a contract delay under this provision, the Contractor shall assign subrogation rights to the Department for the Department's efforts of recovery from any other party for monies paid by the Department as a result of any claim under this provision. The Contractor shall fully cooperate with the Department in its efforts to recover from another party any money paid to the Contractor for delay damages under this provision."

80384

CONSTRUCTION AIR QUALITY – DIESEL RETROFIT (BDE)

Effective: June 1, 2010

Revised: January 1, 2025

The reduction of emissions of particulate matter (PM) for off-road equipment shall be accomplished by installing retrofit emission control devices. The term “equipment” refers to diesel fuel powered devices rated at 50 hp and above, to be used on the jobsite in excess of seven calendar days over the course of the construction period on the jobsite (including rental equipment).

Contractor and subcontractor diesel powered off-road equipment assigned to the contract shall be retrofitted according to the table below.

Horsepower Range	Model Year and Older
50-99	2003
100-299	2002
300-599	2000
600-749	2001
750 and up	2005

The retrofit emission control devices shall achieve a minimum PM emission reduction of 50 percent and shall be:

- a) Included on the U.S. Environmental Protection Agency (USEPA) *Verified Retrofit Technology List* (<https://www.epa.gov/verified-diesel-tech/verified-technologies-list-clean-diesel>), or verified by the California Air Resources Board (CARB) (<http://www.arb.ca.gov/diesel/verdev/vt/cvt.htm>); or
- b) Retrofitted with a non-verified diesel retrofit emission control device if verified retrofit emission control devices are not available for equipment proposed to be used on the project, and if the Contractor has obtained a performance certification from the retrofit device manufacturer that the emission control device provides a minimum PM emission reduction of 50 percent.

Note: Large cranes (Crawler mounted cranes) which are responsible for critical lift operations are exempt from installing retrofit emission control devices if such devices adversely affect equipment operation.

Diesel powered off-road equipment with engine ratings of 50 hp and above, which are unable to be retrofitted with verified emission control devices or if performance certifications are not available which will achieve a minimum 50 percent PM reduction, may be granted a waiver by the Department if documentation is provided showing good faith efforts were made by the Contractor to retrofit the equipment.

Construction shall not proceed until the Contractor submits a certified list of the diesel powered off-road equipment that will be used, and as necessary, retrofitted with emission control devices. The list(s) shall include (1) the equipment number, type, make, Contractor/rental company name; and (2) the emission control devices make, model, USEPA or CARB verification number, or performance certification from the retrofit device manufacturer. Equipment reported as fitted with emissions control devices shall be made available to the Engineer for visual inspection of the device installation, prior to being used on the jobsite.

The Contractor shall submit an updated list of retrofitted off-road construction equipment as retrofitted equipment changes or comes on to the jobsite. The addition or deletion of any diesel powered equipment shall be included on the updated list.

If any diesel powered off-road equipment is found to be in non-compliance with any portion of this special provision, the Engineer will issue the Contractor a diesel retrofit deficiency deduction.

Any costs associated with retrofitting any diesel powered off-road equipment with emission control devices shall be considered as included in the contract unit prices bid for the various items of work involved and no additional compensation will be allowed. The Contractor's compliance with this notice and any associated regulations shall not be grounds for a claim.

Diesel Retrofit Deficiency Deduction

When the Engineer determines that a diesel retrofit deficiency exists, a daily monetary deduction will be imposed for each calendar day or fraction thereof the deficiency continues to exist. The calendar day(s) will begin when the time period for correction is exceeded and end with the Engineer's written acceptance of the correction. The daily monetary deduction will be \$1,000.00 for each deficiency identified.

The deficiency will be based on lack of diesel retrofit emissions control.

If a Contractor accumulates three diesel retrofit deficiency deductions for the same piece of equipment in a contract period, the Contractor will be shutdown until the deficiency is corrected. Such a shutdown will not be grounds for any extension of the contract time, waiver of penalties, or be grounds for any claim.

80261

DISADVANTAGED BUSINESS ENTERPRISE PARTICIPATION (BDE)

Effective: September 1, 2000

Revised: January 2, 2025

1. OVERVIEW AND GENERAL OBLIGATION. The Department of Transportation, as a recipient of federal financial assistance, is required to take all necessary and reasonable steps to ensure nondiscrimination in the award and administration of contracts. Consequently, the federal regulatory provisions of 49 CFR Part 26 apply to this contract concerning the utilization of disadvantaged business enterprises. For the purposes of this Special Provision, a disadvantaged business enterprise (DBE) means a business certified in accordance with the requirements of 49 CFR Part 26 and listed in the Illinois Unified Certification Program (IL UCP) DBE Directory. Award of the contract is conditioned on meeting the requirements of 49 CFR Part 26, and failure by the Contractor to carry out the requirements of Part 26 is a material breach of the contract and may result in the termination of the contract or such other remedies as the Department deems appropriate.
2. CONTRACTOR ASSURANCE. All assurances set forth in FHWA 1273 are hereby incorporated by reference and will be physically attached to the final contract and all subcontracts.
3. CONTRACT GOAL TO BE ACHIEVED BY THE CONTRACTOR. The Department has determined the work of this contract has subcontracting opportunities that may be suitable for performance by DBE companies and that, in the absence of unlawful discrimination and in an arena of fair and open competition, DBE companies can be expected to perform 0.00 % of the work. This percentage is set as the DBE participation goal for this contract. Consequently, in addition to the other award criteria established for this contract, the Department will only award this contract to a bidder who makes a good faith effort to meet this goal of DBE participation in the performance of the work in accordance with the requirements of 49 CFR 26.53 and SBE Memorandum No. 24-02.
4. IDENTIFICATION OF CERTIFIED DBE. Information about certified DBE Contractors can be found in the Illinois UCP Directory. Bidders can obtain additional information and assistance with identifying DBE-certified companies at the Department's website or by contacting the Department's Bureau of Small Business Enterprises at (217) 785-4611.
5. BIDDING PROCEDURES. Compliance with this Special Provision and SBE Policy Memorandum 24-02 is a material bidding requirement. The following shall be included with the bid.
 - (a) DBE Utilization Plan (form SBE 2026) documenting enough DBE participation has been obtained to meet the goal, or a good faith effort has been made to meet the goal even though the efforts did not succeed in obtaining enough DBE participation to meet the goal.

- (b) Applicable DBE Participation Statement (form SBE 2023, 2024, and/or 2025) for each DBE firm the bidder has committed to perform the work to achieve the contract goal.

The required forms and documentation shall be submitted as a single .pdf file using the "Integrated Contractor Exchange (iCX)" application within the Department's "EBids System".

The Department will not accept a bid if it does not meet the bidding procedures set forth herein and the bid will be declared non-responsive. A bidder declared non-responsive for failure to meet the bidding procedures will not give rise to an administrative reconsideration. In the event the bid is declared non-responsive, the Department may elect to cause the forfeiture of the penal sum of the bidder's proposal guaranty and may deny authorization to bid the project if re-advertised for bids.

6. UTILIZATION PLAN EVALUATION. The contract will not be awarded until the Utilization Plan is approved. All information submitted by the bidder must be complete, accurate, and adequately document the bidder has committed to DBE participation sufficient to meet the goal, or that the bidder has made good faith efforts to do so, in the event the bidder cannot meet the goal, in order for the Department to commit to the performance of the contract by the bidder.

The Utilization Plan will be approved by the Department if the Utilization Plan documents sufficient commercially useful DBE work to meet the contract goal or the Department determines, based upon the documentation submitted, that the bidder has made a good faith effort to meet the contract goal pursuant to 49 CFR Part 26, Appendix A and the requirements of SBE 2026.

If the Department determines that a good faith effort has not been made, the Department will notify the responsible company official designated in the Utilization Plan of that determination in accordance with SBE Policy Memorandum 24-02.

7. CALCULATING DBE PARTICIPATION. The Utilization Plan values represent work the bidder commits to have performed by the specified DBEs and paid for upon satisfactory completion. The Department is only able to count toward the achievement of the overall goal and the contract goal the value of payments made for the work actually performed by DBE firms. In addition, a DBE must perform a commercially useful function on the contract to be counted. A commercially useful function is generally performed when the DBE is responsible for the work and is carrying out its responsibilities by actually performing, managing, and supervising the work involved. The Department and Contractor are governed by the provisions of 49 CFR Part 26.55(c) on questions of commercially useful functions as it affects the work. Specific guidelines for counting goal credit are provided in 49 CFR Part 26.55. In evaluating Utilization Plans for award the Department will count goal credit as set forth in Part 26 and in accordance with SBE Policy Memorandum 24-02.
8. CONTRACT COMPLIANCE. The Contractor must utilize the specific DBEs listed to perform the work and supply the materials for which each DBE is listed in the Contractor's approved Utilization Plan, unless the Contractor obtains the Department's written consent to

terminate the DBE or any portion of its work. The DBE Utilization Plan approved by SBE is a condition-of-award, and any deviation to that Utilization Plan, the work set forth therein to be performed by DBE firms, or the DBE firms specified to perform that work, must be approved, in writing, by the Department in accordance with federal regulatory requirements. Deviation from the DBE Utilization Plan condition-of-award without such written approval is a violation of the contract and may result in termination of the contract or such other remedy the Department deems appropriate. The following administrative procedures and remedies govern the compliance by the Contractor with the contractual obligations established by the Utilization Plan.

- (a) **NOTICE OF DBE PERFORMANCE.** The Contractor shall provide the Engineer with at least three days advance notice of when all DBE firms are expected to perform the work committed under the Contractor's Utilization Plan.
- (b) **SUBCONTRACT.** If awarded the contract, the Contractor is required to enter into written subcontracts with all DBE firms indicated in the approved Utilization Plan and must provide copies of fully executed DBE subcontracts to the Department upon request. Subcontractors shall ensure that all lower tier subcontracts or agreements with DBEs to supply labor or materials be performed in accordance with this Special Provision.
- (c) **PAYMENT TO DBE FIRMS.** The Department is prohibited by federal regulations from crediting the participation of a DBE included in the Utilization Plan toward either the contract goal or the Department's overall goal until the amount to be applied toward the goal has been paid to the DBE. The Contractor shall document and report all payments for work performed by DBE certified firms in accordance with Article 109.11 of the Standard Specifications. All records of payment for work performed by DBE certified firms shall be made available to the Department upon request.
- (d) **FINAL PAYMENT.** After the performance of the final item of work or trucking, or delivery of material by a DBE and final payment to the DBE by the Contractor, but not later than 30 calendar days after payment has been made by the Department to the Contractor for such work or material, the Contractor shall submit a DBE Payment Agreement (form SBE 2115) to the Engineer. If the Contractor does not have the full amount of work indicated in the Utilization Plan performed by the DBE companies indicated in the Utilization Plan and after good faith efforts are reviewed, the Department may deduct from contract payments to the Contractor the amount of the goal not achieved as liquidated and ascertained damages.
- (g) **ENFORCEMENT.** The Department reserves the right to withhold payment to the Contractor to enforce the provisions of this Special Provision. Final payment shall not be made on the contract until such time as the Contractor submits sufficient documentation demonstrating achievement of the goal in accordance with this Special Provision or after liquidated damages have been determined and collected.

PAVEMENT MARKING (BDE)

Effective: April 1, 2025

Revised: November 1, 2025

Revise the fourth sentence of the fourth paragraph of Article 780.05 of the Standard Specifications to read:

“Grooves for letters and symbols shall be cut in a rectangular shape or in the shape of the proposed marking so the entire marking will fit within the limits of the grooved area.”

Revise the last sentence of the third paragraph of Article 780.08 of the Standard Specifications to read:

“The Contractor shall install the preformed plastic pavement markings according to the manufacturer’s recommendations.”

Revise the second sentence of the first paragraph of Article 780.13 of the Standard Specifications to read:

“In addition, thermoplastic, preformed plastic, epoxy, preformed thermoplastic, polyurea, and modified urethane pavement markings will be inspected following a winter performance period that extends from November 15 to April 1 of the next year.”

80464

PAVEMENT PATCHING (BDE)

Effective: August 1, 2025

Revise the first sentence of the last paragraph of Article 442.06(a)(2) of the Standard Specifications to read:

“Type IV patches shall be reinforced with welded wire reinforcement according to the details shown on the plans.”

Revise Article 442.06(a)(3) of the Standard Specifications to read:

“(3) Class C Patching. Patches adjacent to a new lane of pavement, new portland cement concrete shoulder, or new curb and gutter of more than 20 ft (6 m) in length shall be tied with No. 6 (No. 19) tie bars, 24 in. (600 mm) long, embedded 8 in. (200 mm) at 36 in. (900 mm) centers according to Article 420.05(b).

When the patched pavement is not to be resurfaced, transverse contraction joints shall be formed on 15 ft (4.5 m) to 20 ft (6 m) centers by sawing in all patches that are more than 20 ft (6 m) in length. They shall be placed in line with joints or cracks in the existing slab whenever possible.”

Revise the eighth paragraph of Article 442.11 of the Standard Specifications to read:

“Pavement tie bars for patches will be paid for at the contract unit price per each for TIE BARS, of the diameter specified.”

80468

PERFORMANCE GRADED ASPHALT BINDER (BDE)

Effective: January 1, 2023

Revise Article 1032.05 of the Standard Specifications to read:

“1032.05 Performance Graded Asphalt Binder. These materials will be accepted according to the Bureau of Materials Policy Memorandum, “Performance Graded Asphalt Binder Qualification Procedure.” The Department will maintain a qualified producer list. These materials shall be free from water and shall not foam when heated to any temperature below the actual flash point. Air blown asphalt, recycle engine oil bottoms (ReOB), and polyphosphoric acid (PPA) modification shall not be used.

When requested, producers shall provide the Engineer with viscosity/temperature relationships for the performance graded asphalt binders delivered and incorporated in the work.

- (a) Performance Graded (PG) Asphalt Binder. The asphalt binder shall meet the requirements of AASHTO M 320, Table 1 “Standard Specification for Performance Graded Asphalt Binder” for the grade shown on the plans and the following.

Test	Parameter
Small Strain Parameter (AASHTO PP 113) BBR, ΔT_c , 40 hrs PAV (40 hrs continuous or 2 PAV at 20 hrs)	-5 °C min.

- (b) Modified Performance Graded (PG) Asphalt Binder. The asphalt binder shall meet the requirements of AASHTO M 320, Table 1 “Standard Specification for Performance Graded Asphalt Binder” for the grade shown on the plans.

Asphalt binder modification shall be performed at the source, as defined in the Bureau of Materials Policy Memorandum, “Performance Graded Asphalt Binder Qualification Procedure.”

Modified asphalt binder shall be safe to handle at asphalt binder production and storage temperatures or HMA construction temperatures. Safety Data Sheets (SDS) shall be provided for all asphalt modifiers.

- (1) Polymer Modification (SB/SBS or SBR). Elastomers shall be added to the base asphalt binder to achieve the specified performance grade and shall be either a styrene-butadiene diblock, triblock copolymer without oil extension, or a styrene-butadiene rubber. The polymer modified asphalt binder shall be smooth, homogeneous, and be according to the requirements shown in Table 1 or 2 for the grade shown on the plans.

Table 1 - Requirements for Styrene-Butadiene Copolymer (SB/SBS) Modified Asphalt Binders		
Test	Asphalt Grade SB/SBS PG 64-28 SB/SBS PG 70-22	Asphalt Grade SB/SBS PG 64-34 SB/SBS PG 70-28 SB/SBS PG 76-22 SB/SBS PG 76-28
Separation of Polymer ITP, "Separation of Polymer from Asphalt Binder" Difference in °F (°C) of the softening point between top and bottom portions	4 (2) max.	4 (2) max.
TESTS ON RESIDUE FROM ROLLING THIN FILM OVEN TEST (AASHTO T 240)		
Elastic Recovery ASTM D 6084, Procedure A, 77 °F (25 °C), 100 mm elongation, %	60 min.	70 min.

Table 2 - Requirements for Styrene-Butadiene Rubber (SBR) Modified Asphalt Binders		
Test	Asphalt Grade SBR PG 64-28 SBR PG 70-22	Asphalt Grade SB/SBS PG 64-34 SB/SBS PG 70-28 SBR PG 76-22 SBR PG 76-28
Separation of Polymer ITP, "Separation of Polymer from Asphalt Binder" Difference in °F (°C) of the softening point between top and bottom portions	4 (2) max.	4 (2) max.
Toughness ASTM D 5801, 77 °F (25 °C), 20 in./min. (500 mm/min.), in.-lbs (N-m)	110 (12.5) min.	110 (12.5) min.
Tenacity ASTM D 5801, 77 °F (25 °C), 20 in./min. (500 mm/min.), in.-lbs (N-m)	75 (8.5) min.	75 (8.5) min.
TESTS ON RESIDUE FROM ROLLING THIN FILM OVEN TEST (AASHTO T 240)		
Elastic Recovery ASTM D 6084, Procedure A, 77 °F (25 °C), 100 mm elongation, %	40 min.	50 min.

- (2) Ground Tire Rubber (GTR) Modification. GTR modification is the addition of recycled ground tire rubber to liquid asphalt binder to achieve the specified performance grade. GTR shall be produced from processing automobile and/or truck tires by the ambient

grinding method or micronizing through a cryogenic process. GTR shall not exceed 1/16 in. (2 mm) in any dimension and shall not contain free metal particles, moisture that would cause foaming of the asphalt, or other foreign materials. A mineral powder (such as talc) meeting the requirements of AASHTO M 17 may be added, up to a maximum of four percent by weight of GTR to reduce sticking and caking of the GTR particles. When tested in accordance with Illinois Modified AASHTO T 27 “Standard Method of Test for Sieve Analysis of Fine and Coarse Aggregates” or AASHTO PP 74 “Standard Practice for Determination of Size and Shape of Glass Beads Used in Traffic Markings by Means of Computerized Optical Method”, a 50 g sample of the GTR shall conform to the following gradation requirements.

Sieve Size	Percent Passing
No. 16 (1.18 mm)	100
No. 30 (600 μ m)	95 \pm 5
No. 50 (300 μ m)	> 20

GTR modified asphalt binder shall be tested for rotational viscosity according to AASHTO T 316 using spindle S27. GTR modified asphalt binder shall be tested for original dynamic shear and RTFO dynamic shear according to AASHTO T 315 using a gap of 2 mm.

The GTR modified asphalt binder shall meet the requirements of Table 3.

Table 3 - Requirements for Ground Tire Rubber (GTR) Modified Asphalt Binders		
Test	Asphalt Grade GTR PG 64-28 GTR PG 70-22	Asphalt Grade GTR PG 76-22 GTR PG 76-28 GTR PG 70-28
TESTS ON RESIDUE FROM ROLLING THIN FILM OVEN TEST (AASHTO T 240)		
Elastic Recovery ASTM D 6084, Procedure A, 77 °F (25 °C), 100 mm elongation, %	60 min.	70 min.

- (3) Softener Modification (SM). Softener modification is the addition of organic compounds, such as engineered flux, bio-oil blends, modified vegetable oils, glycol amines, and fatty acid derivatives, to the base asphalt binder to achieve the specified performance grade. Softeners shall be dissolved, dispersed, or reacted in the asphalt binder to enhance its performance and shall remain compatible with the asphalt binder with no separation. Softeners shall not be added to modified PG asphalt binder as defined in Articles 1032.05(b)(1) or 1032.05(b)(2).

An Attenuated Total Reflectance-Fourier Transform Infrared spectrum (ATR-FTIR) shall be collected for both the softening compound as well as the softener modified

asphalt binder at the dose intended for qualification. The ATR-FTIR spectra shall be collected on unaged softener modified binder, 20-hour Pressurized Aging Vessel (PAV) aged softener modified binder, and 40-hour PAV aged softener modified binder. The ATR-FTIR shall be collected in accordance with Illinois Test Procedure 601. The electronic files spectral files (in one of the following extensions or equivalent: *.SPA, *.SPG, *.IRD, *.IFG, *.CSV, *.SP, *.IRS, *.GAML, *. [0-9], *.IGM, *.ABS, *.DRT, *.SBM, *.RAS) shall be submitted to the Central Bureau of Materials.

Softener modified asphalt binders shall meet the requirements in Table 4.

Table 4 - Requirements for Softener Modified Asphalt Binders		
Test	Asphalt Grade	
	SM PG 46-28	SM PG 46-34
	SM PG 52-28	SM PG 52-34
	SM PG 58-22	SM PG 58-28
	SM PG 64-22	
Small Strain Parameter (AASHTO PP 113) BBR, ΔT_c , 40 hrs PAV (40 hrs continuous or 2 PAV at 20 hrs)	-5°C min.	
Large Strain Parameter (Illinois Modified AASHTO T 391) DSR/LAS Fatigue Property, $\Delta G^* _{peak}$, 40 hrs PAV (40 hrs continuous or 2 PAV at 20 hrs)	≥ 54 %	

The following grades may be specified as tack coats.

Asphalt Grade	Use
PG 58-22, PG 58-28, PG 64-22	Tack Coat

Revise Article 1031.06(c)(1) and 1031.06(c)(2) of the Standard Specifications to read:

“(1) RAP/RAS. When RAP is used alone or RAP is used in conjunction with RAS, the percentage of virgin ABR shall not exceed the amounts listed in the following table.

HMA Mixtures - RAP/RAS Maximum ABR % ^{1/2/}			
Ndesign	Binder	Surface	Polymer Modified Binder or Surface ^{3/}
30	30	30	10
50	25	15	10
70	15	10	10
90	10	10	10

1/ For Low ESAL HMA shoulder and stabilized subbase, the RAP/RAS ABR shall not exceed 50 percent of the mixture.

- 2/ When RAP/RAS ABR exceeds 20 percent, the high and low virgin asphalt binder grades shall each be reduced by one grade (i.e. 25 percent ABR would require a virgin asphalt binder grade of PG 64-22 to be reduced to a PG 58-28).
- 3/ The maximum ABR percentages for ground tire rubber (GTR) modified mixes shall be equivalent to the percentages specified for SBS/SBR polymer modified mixes.
- (2) FRAP/RAS. When FRAP is used alone or FRAP is used in conjunction with RAS, the percentage of virgin asphalt binder replacement shall not exceed the amounts listed in the following table.

HMA Mixtures - FRAP/RAS Maximum ABR % ^{1/ 2/}			
Ndesign	Binder	Surface	Polymer Modified Binder or Surface ^{3/}
30	55	45	15
50	45	40	15
70	45	35	15
90	45	35	15
SMA	- -	- -	25
IL-4.75	- -	- -	35

- 1/ For Low ESAL HMA shoulder and stabilized subbase, the FRAP/RAS ABR shall not exceed 50 percent of the mixture.
- 2/ When FRAP/RAS ABR exceeds 20 percent for all mixes, the high and low virgin asphalt binder grades shall each be reduced by one grade (i.e. 25 percent ABR would require a virgin asphalt binder grade of PG 64-22 to be reduced to a PG 58-28).
- 3/ The maximum ABR percentages for GTR modified mixes shall be equivalent to the percentages specified for SBS/SBR polymer modified mixes."

Add the following to the end of Note 2 of Article 1030.03 of the Standard Specifications.

"A dedicated storage tank for the ground tire rubber (GTR) modified asphalt binder shall be provided. This tank shall be capable of providing continuous mechanical mixing throughout and/or recirculation of the asphalt binder to provide a uniform mixture. The tank shall be heated and capable of maintaining the temperature of the asphalt binder at 300 °F to 350 °F (149 °C to 177 °C). The asphalt binder metering systems of dryer drum plants shall be calibrated with the actual GTR modified asphalt binder material with an accuracy of ± 0.40 percent."

REMOVAL AND DISPOSAL OF REGULATED SUBSTANCES (BDE)

Effective: January 1, 2024

Revised: April 1, 2024

Revise the first paragraph of Article 669.04 of the Standard Specifications to read:

“669.04 Regulated Substances Monitoring. Regulated substances monitoring includes environmental observation and field screening during regulated substances management activities. The excavated soil and groundwater within the work areas shall be managed as either uncontaminated soil, hazardous waste, special waste, or non-special waste.

As part of the regulated substances monitoring, the monitoring personnel shall perform and document the applicable duties listed on form BDE 2732 “Regulated Substances Monitoring Daily Record (RSM DR)”.

Revise the first two sentences of the nineteenth paragraph of Article 669.05 of the Standard Specifications to read:

“The Contractor shall coordinate waste disposal approvals with the disposal facility and provide the specific analytical testing requirements of that facility. The Contractor shall make all arrangements for collection, transportation, and analysis of landfill acceptance testing.”

Revise the last paragraph of Article 669.05 of the Standard Specifications to read:

“The Contractor shall select a permitted landfill facility or CCDD/USFO facility meeting the requirements of 35 Ill. Admin. Code Parts 810-814 or Part 1100, respectively. The Department will review and approve or reject the facility proposed by the Contractor based upon information provided in BDE 2730. The Contractor shall verify whether the selected facility is compliant with those applicable standards as mandated by their permit and whether the facility is presently, has previously been, or has never been, on the United States Environmental Protection Agency (U.S. EPA) National Priorities List or the Resource Conservation and Recovery Act (RCRA) List of Violating Facilities. The use of a Contractor selected facility shall in no manner delay the construction schedule or alter the Contractor's responsibilities as set forth.”

Revise the first paragraph of Article 669.07 of the Standard Specifications to read:

“669.07 Temporary Staging. Soil classified according to Articles 669.05(a)(2), (b)(1), or (c) may be temporarily staged at the Contractor's option. All other soil classified according to Articles 669.05(a)(1), (a)(3), (a)(4), (a)(5), (a)(6), or (b)(2) shall be managed and disposed of without temporary staging to the greatest extent practicable. If circumstances beyond the Contractor's control require temporary staging of these latter materials, the Contractor shall request approval from the Engineer in writing.

Topsoil for re-use as final cover which has been field screened and found not to exhibit PID readings over daily background readings as documented on the BDE 2732, visual staining or

odors, and is classified according to Articles 669.05(a)(2), (a)(3), (a)(4), (b)(1), or (c) may be temporarily staged at the Contractor's option."

Add the following paragraph after the sixth paragraph of Article 669.11 of the Standard Specifications.

"The sampling and testing of effluent water derived from dewatering discharges for priority pollutants volatile organic compounds (VOCs), priority pollutants semi-volatile organic compounds (SVOCs), or priority pollutants metals, will be paid for at the contract unit price per each for VOCS GROUNDWATER ANALYSIS using EPA Method 8260B, SVOCS GROUNDWATER ANALYSIS using EPA Method 8270C, or RCRA METALS GROUNDWATER ANALYSIS using EPA Methods 6010B and 7471A. This price shall include transporting the sample from the job site to the laboratory."

Revise the first sentence of the eight paragraph of Article 669.11 of the Standard Specifications to read:

"Payment for temporary staging of soil classified according to Articles 669.05(a)(1), (a)(3), (a)(4), (a)(5), (a)(6), or (b)(2) to be managed and disposed of, if required and approved by the Engineer, will be paid according to Article 109.04."

80455

SHORT TERM AND TEMPORARY PAVEMENT MARKINGS (BDE)

Effective: April 1, 2024

Revised: April 2, 2024

Revise Article 701.02(d) of the Standard Specifications to read:

“(d) Pavement Marking Tapes (Note 3) 1095.06”

Add the following Note to the end of Article 701.02 of the Standard Specifications:

“Note 3. White or yellow pavement marking tape that is to remain in place longer than 14 days shall be Type IV tape.”

Revise Article 703.02(c) of the Standard Specifications to read:

“(c) Pavement Marking Tapes (Note 1) 1095.06”

Add the following Note to the end of Article 703.02 of the Standard Specifications:

“Note 1. White or yellow pavement marking tape that is to remain in place longer than 14 days shall be Type IV tape.”

Revise Article 1095.06 of the Standard Specifications to read:

“1095.06 Pavement Marking Tapes. Type I white or yellow marking tape shall consist of glass spheres embedded into a binder on a foil backing that is precoated with a pressure sensitive adhesive. The spheres shall be of uniform gradation and distributed evenly over the surface of the tape.

Type IV tape shall consist of white or yellow tape with wet reflective media incorporated to provide immediate and continuing retroreflection in wet and dry conditions. The wet retroreflective media shall be bonded to a durable polyurethane surface. The patterned surface shall have approximately 40 ± 10 percent of the surface area raised and presenting a near vertical face to traffic from any direction. The channels between the raised areas shall be substantially free of exposed reflective elements or particles.

Blackout tape shall consist of a matte black, non-reflective, patterned surface that is precoated with a pressure sensitive adhesive.

- (a) Color. The white and yellow markings shall meet the following requirements for daylight reflectance and color, when tested, using a color spectrophotometer with 45 degrees circumferential/zero degree geometry, illuminant D65, and two degree observer angle. The color instrument shall measure the visible spectrum from 380 to 720 nm with a wavelength measurement interval and spectral bandpass of 10 nm.

Color	Daylight Reflectance %Y
White	65 min.
Yellow *	36 - 59

*Shall match Aerospace Material Specification Standard 595 33538 (Orange Yellow) and the chromaticity limits as follows.

x	0.490	0.475	0.485	0.530
y	0.470	0.438	0.425	0.456

- (b) Retroreflectivity. The white and yellow markings shall be retroreflective. Reflective values measured in accordance with the photometric testing procedure of ASTM D 4061 shall not be less than those listed in the table below. The coefficient of retroreflected luminance, R_L , shall be expressed as average millicandelas/footcandle/sq ft (millicandelas/lux/sq m), measured on a 3.0 x 0.5 ft (900 mm x 150 mm) panel at 86 degree entrance angle.

Coefficient of Retroreflected Luminance, R_L , Dry					
Type I			Type IV		
Observation Angle	White	Yellow	Observation Angle	White	Yellow
0.2°	2700	2400	0.2°	1300	1200
0.5°	2250	2000	0.5°	1100	1000

Wet retroreflectance shall be measured for Type IV under wet conditions according to ASTM E 2177 and meet the following.

Wet Retroreflectance, Initial R_L	
Color	R_L 1.05/88.76
White	300
Yellow	200

- (c) Skid Resistance. The surface of Type IV and blackout markings shall provide a minimum skid resistance of 45 BPN when tested according to ASTM E 303.
- (d) Application. The pavement marking tape shall have a precoated pressure sensitive adhesive and shall require no activation procedures. Test pieces of the tape shall be applied according to the manufacturer's instructions and tested according to ASTM D 1000, Method A, except that a stiff, short bristle roller brush and heavy hand pressure will be substituted for the weighted rubber roller in applying the test pieces to the metal test panel. Material tested as directed above shall show a minimum adhesion value of 750 g/in. (30 g/mm) width at the temperatures specified in ASTM D 1000. The adhesive shall be resistant to oils, acids, solvents, and water, and shall not leave objectionable stains or residue after removal. The material shall be flexible and conformable to the texture of the pavement.

(e) Durability. Type IV and blackout tape shall be capable of performing for the duration of a normal construction season and shall then be capable of being removed intact or in large sections at pavement temperatures above 40 °F (4 °C) either manually or with a roll-up device without the use of sandblasting, solvents, or grinding. The Contractor shall provide a manufacturer's certification that the material meets the requirements for being removed after the following minimum traffic exposure based on transverse test decks with rolling traffic.

- (1) Time in place - 400 days
- (2) ADT per lane - 9,000 (28 percent trucks)
- (3) Axle hits - 10,000,000 minimum

Samples of the material applied to standard specimen plates will be measured for thickness and tested for durability in accordance with ASTM D 4060, using a CS-17 wheel and 1000-gram load, and shall meet the following criteria showing no significant change in color after being tested for the number of cycles indicated.

Test	Type I	Type IV	Blackout
Minimum Initial Thickness, mils (mm)	20 (0.51)	65 (1.65) ^{1/} 20 (0.51) ^{2/}	65 (1.65) ^{1/} 20 (0.51) ^{2/}
Durability (cycles)	5,000	1,500	1,500

1/ Measured at the thickest point of the patterned surface.

2/ Measured at the thinnest point of the patterned surface.

The pavement marking tape, when applied according to the manufacturer's recommended procedures, shall be weather resistant and shall show no appreciable fading, lifting, or shrinkage during the useful life of the marking. The tape, as applied, shall be of good appearance, free of cracks, and edges shall be true, straight, and unbroken.

(f) Sampling and Inspection.

(1) Sample. Prior to approval and use of Type IV pavement marking tape, the manufacturer shall submit a notarized certification from an independent laboratory, together with the results of all tests, stating that the material meets the requirements as set forth herein. The independent laboratory test report shall state the lot tested, the manufacturer's name, and the date of manufacture.

After initial approval by the Department, samples and certification by the manufacturer shall be submitted for each subsequent batch of Type IV tape used. The manufacturer shall submit a certification stating that the material meets the requirements as set forth herein and is essentially identical to the material sent for qualification. The certification shall state the lot tested, the manufacturer's name, and the date of manufacture.

- (2) Inspection. The Contractor shall provide a manufacturer's certification to the Engineer stating the material meets all requirements of this specification. All material samples for acceptance tests shall be taken or witnessed by a representative of the Bureau of Materials and shall be submitted to the Engineer of Materials, 126 East Ash Street, Springfield, Illinois 62704-4766 at least 30 days in advance of the pavement marking operations."

80457

SIGN PANELS AND APPURTENANCES (BDE)

Effective: January 1, 2025

Revised: April 1, 2025

Add Article 720.02(c) of the Standard Specifications to read:

“(c) Aluminum Epoxy Mastic1008.03”

Revise the second and third paragraphs of Article 720.02 of the Standard Specifications to read:

“The sign mounting support channel shall be manufactured from steel or aluminum and shall be according to Standard 720001.

Steel support channels shall be according to ASTM A 1011 (A 1011M), ASTM A 635 (A 635M), ASTM A 568 (A 568M), or ASTM A 684 (A 684M), and shall be galvanized. Galvanizing shall be according to ASTM A 653 (A 653M) when galvanized before fabrication, and AASHTO M 111 (M 111M) when galvanized after fabrication. Field or post fabricated drilled holes shall be spot painted with one coat of aluminum epoxy mastic paint prior to installation.”

Revise the fifth paragraph of Article 720.02 of the Standard Specifications to read:

“The stainless steel banding for mounting signs or sign support channels to light or signal standards shall be according to ASTM A 240 (A 240M) Type 302 stainless steel.”

80462

SOURCE OF SUPPLY AND QUALITY REQUIREMENTS (BDE)

Effective: January 2, 2023

Add the following to Article 106.01 of the Standard Specifications:

“The final manufacturing process for construction materials and the immediately preceding manufacturing stage for construction materials shall occur within the United States. Construction materials shall include an article, material, or supply that is or consists primarily of the following.

- (a) Non-ferrous metals;
- (b) Plastic and polymer-based products (including polyvinylchloride, composite building materials, and polymers used in fiber optic cables);
- (c) Glass (including optic glass);
- (d) Lumber;
- (e) Drywall.

Items consisting of two or more of the listed construction materials that have been combined through a manufacturing process, and items including at least one of the listed materials combined with a material that is not listed through a manufacturing process shall be exempt.”

80448

SUBCONTRACTOR AND DBE PAYMENT REPORTING (BDE)

Effective: April 2, 2018

Add the following to Section 109 of the Standard Specifications.

“109.14 Subcontractor and Disadvantaged Business Enterprise Payment Reporting.
The Contractor shall report all payments made to the following parties:

- (a) first tier subcontractors;
- (b) lower tier subcontractors affecting disadvantaged business enterprise (DBE) goal credit;
- (c) material suppliers or trucking firms that are part of the Contractor's submitted DBE utilization plan.

The report shall be made through the Department's on-line subcontractor payment reporting system within 21 days of making the payment.”

80397

SUBCONTRACTOR MOBILIZATION PAYMENTS (BDE)

Effective: November 2, 2017

Revised: April 1, 2019

Replace the second paragraph of Article 109.12 of the Standard Specifications with the following:

“This mobilization payment shall be made at least seven days prior to the subcontractor starting work. The amount paid shall be at the following percentage of the amount of the subcontract reported on form BC 260A submitted for the approval of the subcontractor’s work.

Value of Subcontract Reported on Form BC 260A	Mobilization Percentage
Less than \$10,000	25%
\$10,000 to less than \$20,000	20%
\$20,000 to less than \$40,000	18%
\$40,000 to less than \$60,000	16%
\$60,000 to less than \$80,000	14%
\$80,000 to less than \$100,000	12%
\$100,000 to less than \$250,000	10%
\$250,000 to less than \$500,000	9%
\$500,000 to \$750,000	8%
Over \$750,000	7%”

80391

SUBMISSION OF BIDDERS LIST INFORMATION (BDE)

Effective: January 2, 2025

Revised: March 2, 2025

In accordance with 49 CFR 26.11(c) all DBE and non-DBEs who bid as prime contractors and subcontractors shall provide bidders list information, including all DBE and non-DBE firms from whom the bidder has received a quote or bid to work as a subcontractor, whether or not the bidder has relied upon that bid in placing its bid as the prime contractor.

The bidders list information shall be submitted with the bid using the link provided within the “Integrated Contractor Exchange (iCX)” application of the Department’s “EBids System”.

80463

SUBMISSION OF PAYROLL RECORDS (BDE)

Effective: April 1, 2021

Revised: November 2, 2023

FEDERAL AID CONTRACTS. Revise the following section of Check Sheet #1 of the Recurring Special Provisions to read:

“STATEMENTS AND PAYROLLS

The payroll records shall include the worker’s name, social security number, last known address, telephone number, email address, classification(s) of work actually performed, hourly rates of wages paid (including rates of contributions or costs anticipated for bona fide fringe benefits or cash equivalents thereof), daily and weekly number of hours actually worked in total, deductions made, and actual wages paid.

The Contractor and each subcontractor shall submit certified payroll records to the Department each week from the start to the completion of their respective work, except that full social security numbers, last known addresses, telephone numbers, and email addresses shall not be included on weekly submittals. Instead, the payrolls need only include an identification number for each employee (e.g., the last four digits of the employee’s social security number). The submittals shall be made using LCPTracker Pro software. The software is web-based and can be accessed at <https://lcptracker.com/>. When there has been no activity during a work week, a payroll record shall still be submitted with the appropriate option (“No Work”, “Suspended”, or “Complete”) selected.”

STATE CONTRACTS. Revise Item 3 of Section IV of Check Sheet #5 of the Recurring Special Provisions to read:

- “3. Submission of Payroll Records. The Contractor and each subcontractor shall, no later than the 15th day of each calendar month, file a certified payroll for the immediately preceding month to the Illinois Department of Labor (IDOL) through the Illinois Prevailing Wage Portal in compliance with the State Prevailing Wage Act (820 ILCS 130). The portal can be found on the IDOL website at <https://www2.illinois.gov/idol/Laws-Rules/CONMED/Pages/Prevailing-Wage-Portal.aspx>. Payrolls shall be submitted in the format prescribed by the IDOL.

In addition to filing certified payroll(s) with the IDOL, the Contractor and each subcontractor shall certify and submit payroll records to the Department each week from the start to the completion of their respective work, except that full social security numbers shall not be included on weekly submittals. Instead, the payrolls shall include an identification number for each employee (e.g., the last four digits of the employee’s social security number). In addition, starting and ending times of work each day may be omitted from the payroll records submitted. The submittals shall be made using LCPTracker Pro software. The software is web-based and can be accessed at <https://lcptracker.com/>.

When there has been no activity during a work week, a payroll record shall still be submitted with the appropriate option (“No Work”, “Suspended”, or “Complete”) selected.”

80437

SURVEYING SERVICES (BDE)

Effective: April 1, 2025

Delete the fourth paragraph of Article 667.04 of the Standard Specifications.

Delete Section 668 of the Standard Specifications.

80465

VEHICLE AND EQUIPMENT WARNING LIGHTS (BDE)

Effective: November 1, 2021

Revised: November 1, 2022

Add the following paragraph after the first paragraph of Article 701.08 of the Standard Specifications:

“The Contractor shall equip all vehicles and equipment with high-intensity oscillating, rotating, or flashing, amber or amber-and-white, warning lights which are visible from all directions. In accordance with 625 ILCS 5/12-215, the lights may only be in operation while the vehicle or equipment is engaged in construction operations.”

80439

WEEKLY DBE TRUCKING REPORTS (BDE)

Effective: June 2, 2012

Revised: January 2, 2025

The following applies to all Disadvantaged Business Enterprise (DBE) trucks on the project, whether they are utilized for DBE goal credit or not.

The Contractor shall notify the Engineer at least three days prior to DBE trucking activity.

The Contractor shall submit a weekly report of DBE trucks hired by the Contractor or subcontractors (i.e. not owned by the Contractor or subcontractors) to the Engineer on Department form "SBE 723" within ten business days following the reporting period. The reporting period shall be Sunday through Saturday for each week reportable trucking activities occur.

Any costs associated with providing weekly DBE trucking reports shall be considered as included in the contract unit prices bid for the various items of work involved and no additional compensation will be allowed.

80302

WORK ZONE TRAFFIC CONTROL DEVICES (BDE)

Effective: March 2, 2020

Revised: January 1, 2025

Add the following to Article 701.03 of the Standard Specifications:

“(q) Temporary Sign Supports 1106.02”

Revise the third paragraph of Article 701.14 of the Standard Specifications to read:

“For temporary sign supports, the Contractor shall provide a FHWA eligibility letter for each device used on the contract. The letter shall provide information for the set-up and use of the device as well as a detailed drawing of the device. The signs shall be supported within 20 degrees of vertical. Weights used to stabilize signs shall be attached to the sign support per the manufacturer’s specifications.”

Revise the first paragraph of Article 701.15 of the Standard Specifications to read:

“**701.15 Traffic Control Devices.** For devices that must meet crashworthiness standards, the Contractor shall provide a manufacturer’s self-certification or a FHWA eligibility letter for each Category 1 device and a FHWA eligibility letter for each Category 2 and Category 3 device used on the contract. The self-certification or letter shall provide information for the set-up and use of the device as well as a detailed drawing of the device.”

Revise the first six paragraphs of Article 1106.02 of the Standard Specifications to read:

“**1106.02 Devices.** Work zone traffic control devices and combinations of devices shall meet crashworthiness standards for their respective categories. The categories are as follows.

Category 1 includes small, lightweight, channelizing and delineating devices that have been in common use for many years and are known to be crashworthy by crash testing of similar devices or years of demonstrable safe performance. These include cones, tubular markers, plastic drums, and delineators, with no attachments (e.g. lights). Category 1 devices shall be MASH compliant.

Category 2 includes devices that are not expected to produce significant vehicular velocity change but may otherwise be hazardous. These include vertical panels with lights, barricades, temporary sign supports, and Category 1 devices with attachments (e.g. drums with lights). Category 2 devices shall be MASH compliant.

Category 3 includes devices that are expected to cause significant velocity changes or other potentially harmful reactions to impacting vehicles. These include crash cushions (impact attenuators), truck mounted attenuators, and other devices not meeting the definitions of Category 1 or 2. Category 3 devices manufactured after December 31, 2019 shall be MASH compliant. Category 3 devices manufactured on or before December 31, 2019, and compliant

with NCHRP 350, may be used on contracts let before December 31, 2029. Category 3 devices shall be crash tested for Test Level 3 or the test level specified.

Category 4 includes portable or trailer-mounted devices such as sign supports, speed feedback displays, arrow boards, changeable message signs, temporary traffic signals, and area lighting supports. It is preferable for Category 4 devices manufactured after December 31, 2019 to be MASH-16 compliant; however, there are currently no crash tested devices in this category, so it remains exempt from the NCHRP 350 or MASH compliance requirement.

For each type of device, when no more than one MASH compliant is available, an NCHRP 350 compliant device may be used, even if manufactured after December 31, 2019.”

Revise Articles 1106.02(g), 1106.02(k), and 1106.02(l) to read:

“(g) Truck Mounted/Trailer Mounted Attenuators. The attenuator shall be approved for use at Test Level 3. Test Level 2 may be used for normal posted speeds less than or equal to 45 mph.

(k) Temporary Water Filled Barrier. The water filled barrier shall be a lightweight plastic shell designed to accept water ballast and be on the Department’s qualified product list.

Shop drawings shall be furnished by the manufacturer and shall indicate the deflection of the barrier as determined by acceptance testing; the configuration of the barrier in that test; and the vehicle weight, velocity, and angle of impact of the deflection test. The Engineer shall be provided one copy of the shop drawings.

(l) Movable Traffic Barrier. The movable traffic barrier shall be on the Department’s qualified product list.

Shop drawings shall be furnished by the manufacturer and shall indicate the deflection of the barrier as determined by acceptance testing; the configuration of the barrier in that test; and the vehicle weight, velocity, and angle of impact of the deflection test. The Engineer shall be provided one copy of the shop drawings. The barrier shall be capable of being moved on and off the roadway on a daily basis.”

80427

REQUIRED CONTRACT PROVISIONS FEDERAL-AID CONSTRUCTION CONTRACTS

- I. General
- II. Nondiscrimination
- III. Non-segregated Facilities
- IV. Davis-Bacon and Related Act Provisions
- V. Contract Work Hours and Safety Standards Act Provisions
- VI. Subletting or Assigning the Contract
- VII. Safety: Accident Prevention
- VIII. False Statements Concerning Highway Projects
- IX. Implementation of Clean Air Act and Federal Water Pollution Control Act
- X. Certification Regarding Debarment, Suspension, Ineligibility and Voluntary Exclusion
- XI. Certification Regarding Use of Contract Funds for Lobbying
- XII. Use of United States-Flag Vessels:

ATTACHMENTS

A. Employment and Materials Preference for Appalachian Development Highway System or Appalachian Local Access Road Contracts (included in Appalachian contracts only)

I. GENERAL

1. Form FHWA-1273 must be physically incorporated in each construction contract funded under title 23, United States Code, as required in 23 CFR 633.102(b) (excluding emergency contracts solely intended for debris removal). The contractor (or subcontractor) must insert this form in each subcontract and further require its inclusion in all lower tier subcontracts (excluding purchase orders, rental agreements and other agreements for supplies or services). 23 CFR 633.102(e).

The applicable requirements of Form FHWA-1273 are incorporated by reference for work done under any purchase order, rental agreement or agreement for other services. The prime contractor shall be responsible for compliance by any subcontractor, lower-tier subcontractor or service provider. 23 CFR 633.102(e).

Form FHWA-1273 must be included in all Federal-aid design-build contracts, in all subcontracts and in lower tier subcontracts (excluding subcontracts for design services, purchase orders, rental agreements and other agreements for supplies or services) in accordance with 23 CFR 633.102. The design-builder shall be responsible for compliance by any subcontractor, lower-tier subcontractor or service provider.

Contracting agencies may reference Form FHWA-1273 in solicitation-for-bids or request-for-proposals documents, however, the Form FHWA-1273 must be physically incorporated (not referenced) in all contracts, subcontracts and lower-tier subcontracts (excluding purchase orders, rental agreements and other agreements for supplies or services related to a construction contract). 23 CFR 633.102(b).

2. Subject to the applicability criteria noted in the following sections, these contract provisions shall apply to all work

performed on the contract by the contractor's own organization and with the assistance of workers under the contractor's immediate superintendence and to all work performed on the contract by piecework, station work, or by subcontract. 23 CFR 633.102(d).

3. A breach of any of the stipulations contained in these Required Contract Provisions may be sufficient grounds for withholding of progress payments, withholding of final payment, termination of the contract, suspension / debarment or any other action determined to be appropriate by the contracting agency and FHWA.

4. Selection of Labor: During the performance of this contract, the contractor shall not use convict labor for any purpose within the limits of a construction project on a Federal-aid highway unless it is labor performed by convicts who are on parole, supervised release, or probation. 23 U.S.C. 114(b). The term Federal-aid highway does not include roadways functionally classified as local roads or rural minor collectors. 23 U.S.C. 101(a).

II. NONDISCRIMINATION (23 CFR 230.107(a); 23 CFR Part 230, Subpart A, Appendix A; EO 11246)

The provisions of this section related to 23 CFR Part 230, Subpart A, Appendix A are applicable to all Federal-aid construction contracts and to all related construction subcontracts of \$10,000 or more. The provisions of 23 CFR Part 230 are not applicable to material supply, engineering, or architectural service contracts.

In addition, the contractor and all subcontractors must comply with the following policies: Executive Order 11246, 41 CFR Part 60, 29 CFR Parts 1625-1627, 23 U.S.C. 140, Section 504 of the Rehabilitation Act of 1973, as amended (29 U.S.C. 794), Title VI of the Civil Rights Act of 1964, as amended (42 U.S.C. 2000d et seq.), and related regulations including 49 CFR Parts 21, 26, and 27; and 23 CFR Parts 200, 230, and 633.

The contractor and all subcontractors must comply with: the requirements of the Equal Opportunity Clause in 41 CFR 60-1.4(b) and, for all construction contracts exceeding \$10,000, the Standard Federal Equal Employment Opportunity Construction Contract Specifications in 41 CFR 60-4.3.

Note: The U.S. Department of Labor has exclusive authority to determine compliance with Executive Order 11246 and the policies of the Secretary of Labor including 41 CFR Part 60, and 29 CFR Parts 1625-1627. The contracting agency and the FHWA have the authority and the responsibility to ensure compliance with 23 U.S.C. 140, Section 504 of the Rehabilitation Act of 1973, as amended (29 U.S.C. 794), and Title VI of the Civil Rights Act of 1964, as amended (42 U.S.C. 2000d et seq.), and related regulations including 49 CFR Parts 21, 26, and 27; and 23 CFR Parts 200, 230, and 633.

The following provision is adopted from 23 CFR Part 230, Subpart A, Appendix A, with appropriate revisions to conform to the U.S. Department of Labor (US DOL) and FHWA requirements.

1. Equal Employment Opportunity: Equal Employment Opportunity (EEO) requirements not to discriminate and to take affirmative action to assure equal opportunity as set forth under laws, executive orders, rules, regulations (see 28 CFR Part 35, 29 CFR Part 1630, 29 CFR Parts 1625-1627, 41 CFR Part 60 and 49 CFR Part 27) and orders of the Secretary of Labor as modified by the provisions prescribed herein, and imposed pursuant to 23 U.S.C. 140, shall constitute the EEO and specific affirmative action standards for the contractor's project activities under this contract. The provisions of the Americans with Disabilities Act of 1990 (42 U.S.C. 12101 et seq.) set forth under 28 CFR Part 35 and 29 CFR Part 1630 are incorporated by reference in this contract. In the execution of this contract, the contractor agrees to comply with the following minimum specific requirement activities of EEO:

a. The contractor will work with the contracting agency and the Federal Government to ensure that it has made every good faith effort to provide equal opportunity with respect to all of its terms and conditions of employment and in their review of activities under the contract. 23 CFR 230.409 (g)(4) & (5).

b. The contractor will accept as its operating policy the following statement:

"It is the policy of this Company to assure that applicants are employed, and that employees are treated during employment, without regard to their race, religion, sex, sexual orientation, gender identity, color, national origin, age or disability. Such action shall include: employment, upgrading, demotion, or transfer; recruitment or recruitment advertising; layoff or termination; rates of pay or other forms of compensation; and selection for training, including apprenticeship, pre-apprenticeship, and/or on-the-job training."

2. EEO Officer: The contractor will designate and make known to the contracting officers an EEO Officer who will have the responsibility for and must be capable of effectively administering and promoting an active EEO program and who must be assigned adequate authority and responsibility to do so.

3. Dissemination of Policy: All members of the contractor's staff who are authorized to hire, supervise, promote, and discharge employees, or who recommend such action or are substantially involved in such action, will be made fully cognizant of and will implement the contractor's EEO policy and contractual responsibilities to provide EEO in each grade and classification of employment. To ensure that the above agreement will be met, the following actions will be taken as a minimum:

a. Periodic meetings of supervisory and personnel office employees will be conducted before the start of work and then not less often than once every six months, at which time the contractor's EEO policy and its implementation will be reviewed and explained. The meetings will be conducted by the EEO Officer or other knowledgeable company official.

b. All new supervisory or personnel office employees will be given a thorough indoctrination by the EEO Officer, covering all major aspects of the contractor's EEO obligations within thirty days following their reporting for duty with the contractor.

c. All personnel who are engaged in direct recruitment for the project will be instructed by the EEO Officer in the contractor's procedures for locating and hiring minorities and women.

d. Notices and posters setting forth the contractor's EEO policy will be placed in areas readily accessible to employees, applicants for employment and potential employees.

e. The contractor's EEO policy and the procedures to implement such policy will be brought to the attention of employees by means of meetings, employee handbooks, or other appropriate means.

4. Recruitment: When advertising for employees, the contractor will include in all advertisements for employees the notation: "An Equal Opportunity Employer." All such advertisements will be placed in publications having a large circulation among minorities and women in the area from which the project work force would normally be derived.

a. The contractor will, unless precluded by a valid bargaining agreement, conduct systematic and direct recruitment through public and private employee referral sources likely to yield qualified minorities and women. To meet this requirement, the contractor will identify sources of potential minority group employees and establish with such identified sources procedures whereby minority and women applicants may be referred to the contractor for employment consideration.

b. In the event the contractor has a valid bargaining agreement providing for exclusive hiring hall referrals, the contractor is expected to observe the provisions of that agreement to the extent that the system meets the contractor's compliance with EEO contract provisions. Where implementation of such an agreement has the effect of discriminating against minorities or women, or obligates the contractor to do the same, such implementation violates Federal nondiscrimination provisions.

c. The contractor will encourage its present employees to refer minorities and women as applicants for employment. Information and procedures with regard to referring such applicants will be discussed with employees.

5. Personnel Actions: Wages, working conditions, and employee benefits shall be established and administered, and personnel actions of every type, including hiring, upgrading, promotion, transfer, demotion, layoff, and termination, shall be taken without regard to race, color, religion, sex, sexual orientation, gender identity, national origin, age or disability. The following procedures shall be followed:

a. The contractor will conduct periodic inspections of project sites to ensure that working conditions and employee facilities do not indicate discriminatory treatment of project site personnel.

b. The contractor will periodically evaluate the spread of wages paid within each classification to determine any evidence of discriminatory wage practices.

c. The contractor will periodically review selected personnel actions in depth to determine whether there is evidence of discrimination. Where evidence is found, the contractor will promptly take corrective action. If the review indicates that the discrimination may extend beyond the actions reviewed, such corrective action shall include all affected persons.

d. The contractor will promptly investigate all complaints of alleged discrimination made to the contractor in connection with its obligations under this contract, will attempt to resolve such complaints, and will take appropriate corrective action

within a reasonable time. If the investigation indicates that the discrimination may affect persons other than the complainant, such corrective action shall include such other persons. Upon completion of each investigation, the contractor will inform every complainant of all of their avenues of appeal.

6. Training and Promotion:

a. The contractor will assist in locating, qualifying, and increasing the skills of minorities and women who are applicants for employment or current employees. Such efforts should be aimed at developing full journey level status employees in the type of trade or job classification involved.

b. Consistent with the contractor's work force requirements and as permissible under Federal and State regulations, the contractor shall make full use of training programs (i.e., apprenticeship and on-the-job training programs for the geographical area of contract performance). In the event a special provision for training is provided under this contract, this subparagraph will be superseded as indicated in the special provision. The contracting agency may reserve training positions for persons who receive welfare assistance in accordance with 23 U.S.C. 140(a).

c. The contractor will advise employees and applicants for employment of available training programs and entrance requirements for each.

d. The contractor will periodically review the training and promotion potential of employees who are minorities and women and will encourage eligible employees to apply for such training and promotion.

7. Unions: If the contractor relies in whole or in part upon unions as a source of employees, the contractor will use good faith efforts to obtain the cooperation of such unions to increase opportunities for minorities and women. 23 CFR 230.409. Actions by the contractor, either directly or through a contractor's association acting as agent, will include the procedures set forth below:

a. The contractor will use good faith efforts to develop, in cooperation with the unions, joint training programs aimed toward qualifying more minorities and women for membership in the unions and increasing the skills of minorities and women so that they may qualify for higher paying employment.

b. The contractor will use good faith efforts to incorporate an EEO clause into each union agreement to the end that such union will be contractually bound to refer applicants without regard to their race, color, religion, sex, sexual orientation, gender identity, national origin, age, or disability.

c. The contractor is to obtain information as to the referral practices and policies of the labor union except that to the extent such information is within the exclusive possession of the labor union and such labor union refuses to furnish such information to the contractor, the contractor shall so certify to the contracting agency and shall set forth what efforts have been made to obtain such information.

d. In the event the union is unable to provide the contractor with a reasonable flow of referrals within the time limit set forth in the collective bargaining agreement, the contractor will, through independent recruitment efforts, fill the employment vacancies without regard to race, color, religion, sex, sexual orientation, gender identity, national origin, age, or disability; making full efforts to obtain qualified and/or qualifiable minorities and women. The failure of a union to provide

sufficient referrals (even though it is obligated to provide exclusive referrals under the terms of a collective bargaining agreement) does not relieve the contractor from the requirements of this paragraph. In the event the union referral practice prevents the contractor from meeting the obligations pursuant to Executive Order 11246, as amended, and these special provisions, such contractor shall immediately notify the contracting agency.

8. Reasonable Accommodation for Applicants /

Employees with Disabilities: The contractor must be familiar with the requirements for and comply with the Americans with Disabilities Act and all rules and regulations established thereunder. Employers must provide reasonable accommodation in all employment situations unless to do so would cause an undue hardship.

9. Selection of Subcontractors, Procurement of Materials

and Leasing of Equipment: The contractor shall not discriminate on the grounds of race, color, religion, sex, sexual orientation, gender identity, national origin, age, or disability in the selection and retention of subcontractors, including procurement of materials and leases of equipment. The contractor shall take all necessary and reasonable steps to ensure nondiscrimination in the administration of this contract.

a. The contractor shall notify all potential subcontractors, suppliers, and lessors of their EEO obligations under this contract.

b. The contractor will use good faith efforts to ensure subcontractor compliance with their EEO obligations.

10. Assurances Required:

a. The requirements of 49 CFR Part 26 and the State DOT's FHWA-approved Disadvantaged Business Enterprise (DBE) program are incorporated by reference.

b. The contractor, subrecipient or subcontractor shall not discriminate on the basis of race, color, national origin, or sex in the performance of this contract. The contractor shall carry out applicable requirements of 49 CFR part 26 in the award and administration of DOT-assisted contracts. Failure by the contractor to carry out these requirements is a material breach of this contract, which may result in the termination of this contract or such other remedy as the recipient deems appropriate, which may include, but is not limited to:

- (1) Withholding monthly progress payments;
- (2) Assessing sanctions;
- (3) Liquidated damages; and/or
- (4) Disqualifying the contractor from future bidding as non-responsible.

c. The Title VI and nondiscrimination provisions of U.S. DOT Order 1050.2A at Appendixes A and E are incorporated by reference. 49 CFR Part 21.

11. Records and Reports: The contractor shall keep such records as necessary to document compliance with the EEO requirements. Such records shall be retained for a period of three years following the date of the final payment to the contractor for all contract work and shall be available at reasonable times and places for inspection by authorized representatives of the contracting agency and the FHWA.

a. The records kept by the contractor shall document the following:

(1) The number and work hours of minority and non-minority group members and women employed in each work classification on the project;

(2) The progress and efforts being made in cooperation with unions, when applicable, to increase employment opportunities for minorities and women; and

(3) The progress and efforts being made in locating, hiring, training, qualifying, and upgrading minorities and women.

b. The contractors and subcontractors will submit an annual report to the contracting agency each July for the duration of the project indicating the number of minority, women, and non-minority group employees currently engaged in each work classification required by the contract work. This information is to be reported on [Form FHWA-1391](#). The staffing data should represent the project work force on board in all or any part of the last payroll period preceding the end of July. If on-the-job training is being required by special provision, the contractor will be required to collect and report training data. The employment data should reflect the work force on board during all or any part of the last payroll period preceding the end of July.

III. NONSEGREGATED FACILITIES

This provision is applicable to all Federal-aid construction contracts and to all related construction subcontracts of more than \$10,000. 41 CFR 60-1.5.

As prescribed by 41 CFR 60-1.8, the contractor must ensure that facilities provided for employees are provided in such a manner that segregation on the basis of race, color, religion, sex, sexual orientation, gender identity, or national origin cannot result. The contractor may neither require such segregated use by written or oral policies nor tolerate such use by employee custom. The contractor's obligation extends further to ensure that its employees are not assigned to perform their services at any location under the contractor's control where the facilities are segregated. The term "facilities" includes waiting rooms, work areas, restaurants and other eating areas, time clocks, restrooms, washrooms, locker rooms and other storage or dressing areas, parking lots, drinking fountains, recreation or entertainment areas, transportation, and housing provided for employees. The contractor shall provide separate or single-user restrooms and necessary dressing or sleeping areas to assure privacy between sexes.

IV. DAVIS-BACON AND RELATED ACT PROVISIONS

This section is applicable to all Federal-aid construction projects exceeding \$2,000 and to all related subcontracts and lower-tier subcontracts (regardless of subcontract size), in accordance with 29 CFR 5.5. The requirements apply to all projects located within the right-of-way of a roadway that is functionally classified as Federal-aid highway. 23 U.S.C. 113. This excludes roadways functionally classified as local roads or rural minor collectors, which are exempt. 23 U.S.C. 101. Where applicable law requires that projects be treated as a project on a Federal-aid highway, the provisions of this subpart will apply regardless of the location of the project. Examples include: Surface Transportation Block Grant Program projects funded under 23 U.S.C. 133 [excluding recreational trails projects], the Nationally Significant Freight and Highway

Projects funded under 23 U.S.C. 117, and National Highway Freight Program projects funded under 23 U.S.C. 167.

The following provisions are from the U.S. Department of Labor regulations in 29 CFR 5.5 "Contract provisions and related matters" with minor revisions to conform to the FHWA- 1273 format and FHWA program requirements.

1. Minimum wages (29 CFR 5.5)

a. *Wage rates and fringe benefits.* All laborers and mechanics employed or working upon the site of the work (or otherwise working in construction or development of the project under a development statute), will be paid unconditionally and not less often than once a week, and without subsequent deduction or rebate on any account (except such payroll deductions as are permitted by regulations issued by the Secretary of Labor under the Copeland Act ([29 CFR part 3](#))), the full amount of basic hourly wages and bona fide fringe benefits (or cash equivalents thereof) due at time of payment computed at rates not less than those contained in the wage determination of the Secretary of Labor which is attached hereto and made a part hereof, regardless of any contractual relationship which may be alleged to exist between the contractor and such laborers and mechanics. As provided in paragraphs (d) and (e) of 29 CFR 5.5, the appropriate wage determinations are effective by operation of law even if they have not been attached to the contract. Contributions made or costs reasonably anticipated for bona fide fringe benefits under the Davis-Bacon Act ([40 U.S.C. 3141\(2\)\(B\)](#)) on behalf of laborers or mechanics are considered wages paid to such laborers or mechanics, subject to the provisions of paragraph 1.e. of this section; also, regular contributions made or costs incurred for more than a weekly period (but not less often than quarterly) under plans, funds, or programs which cover the particular weekly period, are deemed to be constructively made or incurred during such weekly period. Such laborers and mechanics must be paid the appropriate wage rate and fringe benefits on the wage determination for the classification(s) of work actually performed, without regard to skill, except as provided in paragraph 4. of this section. Laborers or mechanics performing work in more than one classification may be compensated at the rate specified for each classification for the time actually worked therein: *Provided*, That the employer's payroll records accurately set forth the time spent in each classification in which work is performed. The wage determination (including any additional classifications and wage rates conformed under paragraph 1.c. of this section) and the Davis-Bacon poster (WH-1321) must be posted at all times by the contractor and its subcontractors at the site of the work in a prominent and accessible place where it can be easily seen by the workers.

b. *Frequently recurring classifications.* (1) In addition to wage and fringe benefit rates that have been determined to be prevailing under the procedures set forth in [29 CFR part 1](#), a wage determination may contain, pursuant to § 1.3(f), wage and fringe benefit rates for classifications of laborers and mechanics for which conformance requests are regularly submitted pursuant to paragraph 1.c. of this section, provided that:

(i) The work performed by the classification is not performed by a classification in the wage determination for which a prevailing wage rate has been determined;

(ii) The classification is used in the area by the construction industry; and

(iii) The wage rate for the classification bears a reasonable relationship to the prevailing wage rates contained in the wage determination.

(2) The Administrator will establish wage rates for such classifications in accordance with paragraph 1.c.(1)(iii) of this section. Work performed in such a classification must be paid at no less than the wage and fringe benefit rate listed on the wage determination for such classification.

c. *Conformance.* (1) The contracting officer must require that any class of laborers or mechanics, including helpers, which is not listed in the wage determination and which is to be employed under the contract be classified in conformance with the wage determination. Conformance of an additional classification and wage rate and fringe benefits is appropriate only when the following criteria have been met:

(i) The work to be performed by the classification requested is not performed by a classification in the wage determination; and

(ii) The classification is used in the area by the construction industry; and

(iii) The proposed wage rate, including any bona fide fringe benefits, bears a reasonable relationship to the wage rates contained in the wage determination.

(2) The conformance process may not be used to split, subdivide, or otherwise avoid application of classifications listed in the wage determination.

(3) If the contractor and the laborers and mechanics to be employed in the classification (if known), or their representatives, and the contracting officer agree on the classification and wage rate (including the amount designated for fringe benefits where appropriate), a report of the action taken will be sent by the contracting officer by email to DBAconformance@dol.gov. The Administrator, or an authorized representative, will approve, modify, or disapprove every additional classification action within 30 days of receipt and so advise the contracting officer or will notify the contracting officer within the 30-day period that additional time is necessary.

(4) In the event the contractor, the laborers or mechanics to be employed in the classification or their representatives, and the contracting officer do not agree on the proposed classification and wage rate (including the amount designated for fringe benefits, where appropriate), the contracting officer will, by email to DBAconformance@dol.gov, refer the questions, including the views of all interested parties and the recommendation of the contracting officer, to the Administrator for determination. The Administrator, or an authorized representative, will issue a determination within 30 days of receipt and so advise the contracting officer or will notify the contracting officer within the 30-day period that additional time is necessary.

(5) The contracting officer must promptly notify the contractor of the action taken by the Wage and Hour Division

under paragraphs 1.c.(3) and (4) of this section. The contractor must furnish a written copy of such determination to each affected worker or it must be posted as a part of the wage determination. The wage rate (including fringe benefits where appropriate) determined pursuant to paragraph 1.c.(3) or (4) of this section must be paid to all workers performing work in the classification under this contract from the first day on which work is performed in the classification.

d. *Fringe benefits not expressed as an hourly rate.*

Whenever the minimum wage rate prescribed in the contract for a class of laborers or mechanics includes a fringe benefit which is not expressed as an hourly rate, the contractor may either pay the benefit as stated in the wage determination or may pay another bona fide fringe benefit or an hourly cash equivalent thereof.

e. *Unfunded plans.* If the contractor does not make payments to a trustee or other third person, the contractor may consider as part of the wages of any laborer or mechanic the amount of any costs reasonably anticipated in providing bona fide fringe benefits under a plan or program, *Provided*, That the Secretary of Labor has found, upon the written request of the contractor, in accordance with the criteria set forth in § 5.28, that the applicable standards of the Davis-Bacon Act have been met. The Secretary of Labor may require the contractor to set aside in a separate account assets for the meeting of obligations under the plan or program.

f. *Interest.* In the event of a failure to pay all or part of the wages required by the contract, the contractor will be required to pay interest on any underpayment of wages.

2. Withholding (29 CFR 5.5)

a. *Withholding requirements.* The contracting agency may, upon its own action, or must, upon written request of an authorized representative of the Department of Labor, withhold or cause to be withheld from the contractor so much of the accrued payments or advances as may be considered necessary to satisfy the liabilities of the prime contractor or any subcontractor for the full amount of wages and monetary relief, including interest, required by the clauses set forth in this section for violations of this contract, or to satisfy any such liabilities required by any other Federal contract, or federally assisted contract subject to Davis-Bacon labor standards, that is held by the same prime contractor (as defined in § 5.2). The necessary funds may be withheld from the contractor under this contract, any other Federal contract with the same prime contractor, or any other federally assisted contract that is subject to Davis-Bacon labor standards requirements and is held by the same prime contractor, regardless of whether the other contract was awarded or assisted by the same agency, and such funds may be used to satisfy the contractor liability for which the funds were withheld. In the event of a contractor's failure to pay any laborer or mechanic, including any apprentice or helper working on the site of the work all or part of the wages required by the contract, or upon the contractor's failure to submit the required records as discussed in paragraph 3.d. of this section, the contracting agency may on its own initiative and after written notice to the contractor, take such action as may be necessary to cause the suspension of any further payment, advance, or guarantee of funds until such violations have ceased.

b. *Priority to withheld funds.* The Department has priority to funds withheld or to be withheld in accordance with paragraph

2.a. of this section or Section V, paragraph 3.a., or both, over claims to those funds by:

- (1) A contractor's surety(ies), including without limitation performance bond sureties and payment bond sureties;
- (2) A contracting agency for its procurement costs;
- (3) A trustee(s) (either a court-appointed trustee or a U.S. trustee, or both) in bankruptcy of a contractor, or a contractor's bankruptcy estate;
- (4) A contractor's assignee(s);
- (5) A contractor's successor(s); or
- (6) A claim asserted under the Prompt Payment Act, [31 U.S.C. 3901–3907](#).

3. Records and certified payrolls (29 CFR 5.5)

a. *Basic record requirements* (1) *Length of record retention.* All regular payrolls and other basic records must be maintained by the contractor and any subcontractor during the course of the work and preserved for all laborers and mechanics working at the site of the work (or otherwise working in construction or development of the project under a development statute) for a period of at least 3 years after all the work on the prime contract is completed.

(2) *Information required.* Such records must contain the name; Social Security number; last known address, telephone number, and email address of each such worker; each worker's correct classification(s) of work actually performed; hourly rates of wages paid (including rates of contributions or costs anticipated for bona fide fringe benefits or cash equivalents thereof of the types described in [40 U.S.C. 3141\(2\)\(B\)](#) of the Davis-Bacon Act); daily and weekly number of hours actually worked in total and on each covered contract; deductions made; and actual wages paid.

(3) *Additional records relating to fringe benefits.* Whenever the Secretary of Labor has found under paragraph 1.e. of this section that the wages of any laborer or mechanic include the amount of any costs reasonably anticipated in providing benefits under a plan or program described in [40 U.S.C. 3141\(2\)\(B\)](#) of the Davis-Bacon Act, the contractor must maintain records which show that the commitment to provide such benefits is enforceable, that the plan or program is financially responsible, and that the plan or program has been communicated in writing to the laborers or mechanics affected, and records which show the costs anticipated or the actual cost incurred in providing such benefits.

(4) *Additional records relating to apprenticeship.* Contractors with apprentices working under approved programs must maintain written evidence of the registration of apprenticeship programs, the registration of the apprentices, and the ratios and wage rates prescribed in the applicable programs.

b. *Certified payroll requirements* (1) *Frequency and method of submission.* The contractor or subcontractor must submit weekly, for each week in which any DBA- or Related Acts-covered work is performed, certified payrolls to the contracting

agency. The prime contractor is responsible for the submission of all certified payrolls by all subcontractors. A contracting agency or prime contractor may permit or require contractors to submit certified payrolls through an electronic system, as long as the electronic system requires a legally valid electronic signature; the system allows the contractor, the contracting agency, and the Department of Labor to access the certified payrolls upon request for at least 3 years after the work on the prime contract has been completed; and the contracting agency or prime contractor permits other methods of submission in situations where the contractor is unable or limited in its ability to use or access the electronic system.

(2) *Information required.* The certified payrolls submitted must set out accurately and completely all of the information required to be maintained under paragraph 3.a.(2) of this section, except that full Social Security numbers and last known addresses, telephone numbers, and email addresses must not be included on weekly transmittals. Instead, the certified payrolls need only include an individually identifying number for each worker (e.g., the last four digits of the worker's Social Security number). The required weekly certified payroll information may be submitted using Optional Form WH-347 or in any other format desired. Optional Form WH-347 is available for this purpose from the Wage and Hour Division website at <https://www.dol.gov/sites/dolgov/files/WHDL/legacy/files/wh347.pdf> or its successor website. It is not a violation of this section for a prime contractor to require a subcontractor to provide full Social Security numbers and last known addresses, telephone numbers, and email addresses to the prime contractor for its own records, without weekly submission by the subcontractor to the contracting agency.

(3) *Statement of Compliance.* Each certified payroll submitted must be accompanied by a "Statement of Compliance," signed by the contractor or subcontractor, or the contractor's or subcontractor's agent who pays or supervises the payment of the persons working on the contract, and must certify the following:

(i) That the certified payroll for the payroll period contains the information required to be provided under paragraph 3.b. of this section, the appropriate information and basic records are being maintained under paragraph 3.a. of this section, and such information and records are correct and complete;

(ii) That each laborer or mechanic (including each helper and apprentice) working on the contract during the payroll period has been paid the full weekly wages earned, without rebate, either directly or indirectly, and that no deductions have been made either directly or indirectly from the full wages earned, other than permissible deductions as set forth in [29 CFR part 3](#); and

(iii) That each laborer or mechanic has been paid not less than the applicable wage rates and fringe benefits or cash equivalents for the classification(s) of work actually performed, as specified in the applicable wage determination incorporated into the contract.

(4) *Use of Optional Form WH-347.* The weekly submission of a properly executed certification set forth on the reverse side of Optional Form WH-347 will satisfy the requirement for submission of the "Statement of Compliance" required by paragraph 3.b.(3) of this section.

(5) *Signature.* The signature by the contractor, subcontractor, or the contractor's or subcontractor's agent must be an original handwritten signature or a legally valid electronic signature.

(6) *Falsification.* The falsification of any of the above certifications may subject the contractor or subcontractor to civil or criminal prosecution under [18 U.S.C. 1001](#) and [31 U.S.C. 3729](#).

(7) *Length of certified payroll retention.* The contractor or subcontractor must preserve all certified payrolls during the course of the work and for a period of 3 years after all the work on the prime contract is completed.

c. *Contracts, subcontracts, and related documents.* The contractor or subcontractor must maintain this contract or subcontract and related documents including, without limitation, bids, proposals, amendments, modifications, and extensions. The contractor or subcontractor must preserve these contracts, subcontracts, and related documents during the course of the work and for a period of 3 years after all the work on the prime contract is completed.

d. *Required disclosures and access* (1) *Required record disclosures and access to workers.* The contractor or subcontractor must make the records required under paragraphs 3.a. through 3.c. of this section, and any other documents that the contracting agency, the State DOT, the FHWA, or the Department of Labor deems necessary to determine compliance with the labor standards provisions of any of the applicable statutes referenced by § 5.1, available for inspection, copying, or transcription by authorized representatives of the contracting agency, the State DOT, the FHWA, or the Department of Labor, and must permit such representatives to interview workers during working hours on the job.

(2) *Sanctions for non-compliance with records and worker access requirements.* If the contractor or subcontractor fails to submit the required records or to make them available, or refuses to permit worker interviews during working hours on the job, the Federal agency may, after written notice to the contractor, sponsor, applicant, owner, or other entity, as the case may be, that maintains such records or that employs such workers, take such action as may be necessary to cause the suspension of any further payment, advance, or guarantee of funds. Furthermore, failure to submit the required records upon request or to make such records available, or to permit worker interviews during working hours on the job, may be grounds for debarment action pursuant to § 5.12. In addition, any contractor or other person that fails to submit the required records or make those records available to WHD within the time WHD requests that the records be produced will be precluded from introducing as evidence in an administrative proceeding under [29 CFR part 6](#) any of the required records that were not provided or made available to WHD. WHD will take into consideration a reasonable request from the contractor or person for an extension of the time for submission of records. WHD will determine the reasonableness of the request and may consider, among other things, the location of the records and the volume of production.

(3) *Required information disclosures.* Contractors and subcontractors must maintain the full Social Security number and last known address, telephone number, and email address

of each covered worker, and must provide them upon request to the contracting agency, the State DOT, the FHWA, the contractor, or the Wage and Hour Division of the Department of Labor for purposes of an investigation or other compliance action.

4. Apprentices and equal employment opportunity (29 CFR 5.5)

a. *Apprentices* (1) *Rate of pay.* Apprentices will be permitted to work at less than the predetermined rate for the work they perform when they are employed pursuant to and individually registered in a bona fide apprenticeship program registered with the U.S. Department of Labor, Employment and Training Administration, Office of Apprenticeship (OA), or with a State Apprenticeship Agency recognized by the OA. A person who is not individually registered in the program, but who has been certified by the OA or a State Apprenticeship Agency (where appropriate) to be eligible for probationary employment as an apprentice, will be permitted to work at less than the predetermined rate for the work they perform in the first 90 days of probationary employment as an apprentice in such a program. In the event the OA or a State Apprenticeship Agency recognized by the OA withdraws approval of an apprenticeship program, the contractor will no longer be permitted to use apprentices at less than the applicable predetermined rate for the work performed until an acceptable program is approved.

(2) *Fringe benefits.* Apprentices must be paid fringe benefits in accordance with the provisions of the apprenticeship program. If the apprenticeship program does not specify fringe benefits, apprentices must be paid the full amount of fringe benefits listed on the wage determination for the applicable classification. If the Administrator determines that a different practice prevails for the applicable apprentice classification, fringe benefits must be paid in accordance with that determination.

(3) *Apprenticeship ratio.* The allowable ratio of apprentices to journeymen on the job site in any craft classification must not be greater than the ratio permitted to the contractor as to the entire work force under the registered program or the ratio applicable to the locality of the project pursuant to paragraph 4.a.(4) of this section. Any worker listed on a payroll at an apprentice wage rate, who is not registered or otherwise employed as stated in paragraph 4.a.(1) of this section, must be paid not less than the applicable wage rate on the wage determination for the classification of work actually performed. In addition, any apprentice performing work on the job site in excess of the ratio permitted under this section must be paid not less than the applicable wage rate on the wage determination for the work actually performed.

(4) *Reciprocity of ratios and wage rates.* Where a contractor is performing construction on a project in a locality other than the locality in which its program is registered, the ratios and wage rates (expressed in percentages of the journeyworker's hourly rate) applicable within the locality in which the construction is being performed must be observed. If there is no applicable ratio or wage rate for the locality of the project, the ratio and wage rate specified in the contractor's registered program must be observed.

b. *Equal employment opportunity.* The use of apprentices and journeymen under this part must be in conformity with

the equal employment opportunity requirements of Executive Order 11246, as amended, and [29 CFR part 30](#).

c. Apprentices and Trainees (programs of the U.S. DOT).

Apprentices and trainees working under apprenticeship and skill training programs which have been certified by the Secretary of Transportation as promoting EEO in connection with Federal-aid highway construction programs are not subject to the requirements of paragraph 4 of this Section IV. 23 CFR 230.111(e)(2). The straight time hourly wage rates for apprentices and trainees under such programs will be established by the particular programs. The ratio of apprentices and trainees to journeymen shall not be greater than permitted by the terms of the particular program.

5. Compliance with Copeland Act requirements. The contractor shall comply with the requirements of 29 CFR part 3, which are incorporated by reference in this contract as provided in 29 CFR 5.5.

6. Subcontracts. The contractor or subcontractor must insert FHWA-1273 in any subcontracts, along with the applicable wage determination(s) and such other clauses or contract modifications as the contracting agency may by appropriate instructions require, and a clause requiring the subcontractors to include these clauses and wage determination(s) in any lower tier subcontracts. The prime contractor is responsible for the compliance by any subcontractor or lower tier subcontractor with all the contract clauses in this section. In the event of any violations of these clauses, the prime contractor and any subcontractor(s) responsible will be liable for any unpaid wages and monetary relief, including interest from the date of the underpayment or loss, due to any workers of lower-tier subcontractors, and may be subject to debarment, as appropriate. 29 CFR 5.5.

7. Contract termination: debarment. A breach of the contract clauses in 29 CFR 5.5 may be grounds for termination of the contract, and for debarment as a contractor and a subcontractor as provided in 29 CFR 5.12.

8. Compliance with Davis-Bacon and Related Act requirements. All rulings and interpretations of the Davis-Bacon and Related Acts contained in 29 CFR parts 1, 3, and 5 are herein incorporated by reference in this contract as provided in 29 CFR 5.5.

9. Disputes concerning labor standards. As provided in 29 CFR 5.5, disputes arising out of the labor standards provisions of this contract shall not be subject to the general disputes clause of this contract. Such disputes shall be resolved in accordance with the procedures of the Department of Labor set forth in 29 CFR parts 5, 6, and 7. Disputes within the meaning of this clause include disputes between the contractor (or any of its subcontractors) and the contracting agency, the U.S. Department of Labor, or the employees or their representatives.

10. Certification of eligibility. a. By entering into this contract, the contractor certifies that neither it nor any person or firm who has an interest in the contractor's firm is a person or firm ineligible to be awarded Government contracts by virtue of [40 U.S.C. 3144\(b\)](#) or § 5.12(a).

b. No part of this contract shall be subcontracted to any person or firm ineligible for award of a Government contract by virtue of [40 U.S.C. 3144\(b\)](#) or § 5.12(a).

c. The penalty for making false statements is prescribed in the U.S. Code, Title 18 Crimes and Criminal Procedure, [18 U.S.C. 1001](#).

11. Anti-retaliation. It is unlawful for any person to discharge, demote, intimidate, threaten, restrain, coerce, blacklist, harass, or in any other manner discriminate against, or to cause any person to discharge, demote, intimidate, threaten, restrain, coerce, blacklist, harass, or in any other manner discriminate against, any worker or job applicant for:

a. Notifying any contractor of any conduct which the worker reasonably believes constitutes a violation of the DBA, Related Acts, this part, or [29 CFR part 1](#) or [3](#);

b. Filing any complaint, initiating or causing to be initiated any proceeding, or otherwise asserting or seeking to assert on behalf of themselves or others any right or protection under the DBA, Related Acts, this part, or [29 CFR part 1](#) or [3](#);

c. Cooperating in any investigation or other compliance action, or testifying in any proceeding under the DBA, Related Acts, this part, or [29 CFR part 1](#) or [3](#); or

d. Informing any other person about their rights under the DBA, Related Acts, this part, or [29 CFR part 1](#) or [3](#).

V. CONTRACT WORK HOURS AND SAFETY STANDARDS ACT

Pursuant to 29 CFR 5.5(b), the following clauses apply to any Federal-aid construction contract in an amount in excess of \$100,000 and subject to the overtime provisions of the Contract Work Hours and Safety Standards Act. These clauses shall be inserted in addition to the clauses required by 29 CFR 5.5(a) or 29 CFR 4.6. As used in this paragraph, the terms laborers and mechanics include watchpersons and guards.

1. Overtime requirements. No contractor or subcontractor contracting for any part of the contract work which may require or involve the employment of laborers or mechanics shall require or permit any such laborer or mechanic in any workweek in which he or she is employed on such work to work in excess of forty hours in such workweek unless such laborer or mechanic receives compensation at a rate not less than one and one-half times the basic rate of pay for all hours worked in excess of forty hours in such workweek. 29 CFR 5.5.

2. Violation; liability for unpaid wages; liquidated damages. In the event of any violation of the clause set forth in paragraph 1. of this section the contractor and any subcontractor responsible therefor shall be liable for the unpaid wages and interest from the date of the underpayment. In addition, such contractor and subcontractor shall be liable to the United States (in the case of work done under contract for the District of Columbia or a territory, to such District or to such territory), for liquidated damages. Such liquidated damages shall be computed with respect to each individual laborer or

mechanic, including watchpersons and guards, employed in violation of the clause set forth in paragraph 1. of this section, in the sum currently provided in 29 CFR 5.5(b)(2)* for each calendar day on which such individual was required or permitted to work in excess of the standard workweek of forty hours without payment of the overtime wages required by the clause set forth in paragraph 1. of this section.

* \$31 as of January 15, 2023 (See 88 FR 88 FR 2210) as may be adjusted annually by the Department of Labor, pursuant to the Federal Civil Penalties Inflation Adjustment Act of 1990.

3. Withholding for unpaid wages and liquidated damages

a. *Withholding process.* The FHWA or the contracting agency may, upon its own action, or must, upon written request of an authorized representative of the Department of Labor, withhold or cause to be withheld from the contractor so much of the accrued payments or advances as may be considered necessary to satisfy the liabilities of the prime contractor or any subcontractor for any unpaid wages; monetary relief, including interest; and liquidated damages required by the clauses set forth in this section on this contract, any other Federal contract with the same prime contractor, or any other federally assisted contract subject to the Contract Work Hours and Safety Standards Act that is held by the same prime contractor (as defined in § 5.2). The necessary funds may be withheld from the contractor under this contract, any other Federal contract with the same prime contractor, or any other federally assisted contract that is subject to the Contract Work Hours and Safety Standards Act and is held by the same prime contractor, regardless of whether the other contract was awarded or assisted by the same agency, and such funds may be used to satisfy the contractor liability for which the funds were withheld.

b. *Priority to withheld funds.* The Department has priority to funds withheld or to be withheld in accordance with Section IV paragraph 2.a. or paragraph 3.a. of this section, or both, over claims to those funds by:

- (1) A contractor's surety(ies), including without limitation performance bond sureties and payment bond sureties;
- (2) A contracting agency for its procurement costs;
- (3) A trustee(s) (either a court-appointed trustee or a U.S. trustee, or both) in bankruptcy of a contractor, or a contractor's bankruptcy estate;
- (4) A contractor's assignee(s);
- (5) A contractor's successor(s); or
- (6) A claim asserted under the Prompt Payment Act, [31 U.S.C. 3901](#)–3907.

4. **Subcontracts.** The contractor or subcontractor must insert in any subcontracts the clauses set forth in paragraphs 1. through 5. of this section and a clause requiring the subcontractors to include these clauses in any lower tier subcontracts. The prime contractor is responsible for compliance by any subcontractor or lower tier subcontractor with the clauses set forth in paragraphs 1. through 5. In the

event of any violations of these clauses, the prime contractor and any subcontractor(s) responsible will be liable for any unpaid wages and monetary relief, including interest from the date of the underpayment or loss, due to any workers of lower-tier subcontractors, and associated liquidated damages and may be subject to debarment, as appropriate.

5. **Anti-retaliation.** It is unlawful for any person to discharge, demote, intimidate, threaten, restrain, coerce, blacklist, harass, or in any other manner discriminate against, or to cause any person to discharge, demote, intimidate, threaten, restrain, coerce, blacklist, harass, or in any other manner discriminate against, any worker or job applicant for:

a. Notifying any contractor of any conduct which the worker reasonably believes constitutes a violation of the Contract Work Hours and Safety Standards Act (CWHSSA) or its implementing regulations in this part;

b. Filing any complaint, initiating or causing to be initiated any proceeding, or otherwise asserting or seeking to assert on behalf of themselves or others any right or protection under CWHSSA or this part;

c. Cooperating in any investigation or other compliance action, or testifying in any proceeding under CWHSSA or this part; or

d. Informing any other person about their rights under CWHSSA or this part.

VI. SUBLETTING OR ASSIGNING THE CONTRACT

This provision is applicable to all Federal-aid construction contracts on the National Highway System pursuant to 23 CFR 635.116.

1. The contractor shall perform with its own organization contract work amounting to not less than 30 percent (or a greater percentage if specified elsewhere in the contract) of the total original contract price, excluding any specialty items designated by the contracting agency. Specialty items may be performed by subcontract and the amount of any such specialty items performed may be deducted from the total original contract price before computing the amount of work required to be performed by the contractor's own organization (23 CFR 635.116).

a. The term "perform work with its own organization" in paragraph 1 of Section VI refers to workers employed or leased by the prime contractor, and equipment owned or rented by the prime contractor, with or without operators. Such term does not include employees or equipment of a subcontractor or lower tier subcontractor, agents of the prime contractor, or any other assignees. The term may include payments for the costs of hiring leased employees from an employee leasing firm meeting all relevant Federal and State regulatory requirements. Leased employees may only be included in this term if the prime contractor meets all of the following conditions: (based on longstanding interpretation)

- (1) the prime contractor maintains control over the supervision of the day-to-day activities of the leased employees;
- (2) the prime contractor remains responsible for the quality of the work of the leased employees;

(3) the prime contractor retains all power to accept or exclude individual employees from work on the project; and
(4) the prime contractor remains ultimately responsible for the payment of predetermined minimum wages, the submission of payrolls, statements of compliance and all other Federal regulatory requirements.

b. "Specialty Items" shall be construed to be limited to work that requires highly specialized knowledge, abilities, or equipment not ordinarily available in the type of contracting organizations qualified and expected to bid or propose on the contract as a whole and in general are to be limited to minor components of the overall contract. 23 CFR 635.102.

2. Pursuant to 23 CFR 635.116(a), the contract amount upon which the requirements set forth in paragraph (1) of Section VI is computed includes the cost of material and manufactured products which are to be purchased or produced by the contractor under the contract provisions.

3. Pursuant to 23 CFR 635.116(c), the contractor shall furnish (a) a competent superintendent or supervisor who is employed by the firm, has full authority to direct performance of the work in accordance with the contract requirements, and is in charge of all construction operations (regardless of who performs the work) and (b) such other of its own organizational resources (supervision, management, and engineering services) as the contracting officer determines is necessary to assure the performance of the contract.

4. No portion of the contract shall be sublet, assigned or otherwise disposed of except with the written consent of the contracting officer, or authorized representative, and such consent when given shall not be construed to relieve the contractor of any responsibility for the fulfillment of the contract. Written consent will be given only after the contracting agency has assured that each subcontract is evidenced in writing and that it contains all pertinent provisions and requirements of the prime contract. (based on long-standing interpretation of 23 CFR 635.116).

5. The 30-percent self-performance requirement of paragraph (1) is not applicable to design-build contracts; however, contracting agencies may establish their own self-performance requirements. 23 CFR 635.116(d).

VII. SAFETY: ACCIDENT PREVENTION

This provision is applicable to all Federal-aid construction contracts and to all related subcontracts.

1. In the performance of this contract the contractor shall comply with all applicable Federal, State, and local laws governing safety, health, and sanitation (23 CFR Part 635). The contractor shall provide all safeguards, safety devices and protective equipment and take any other needed actions as it determines, or as the contracting officer may determine, to be reasonably necessary to protect the life and health of employees on the job and the safety of the public and to protect property in connection with the performance of the work covered by the contract. 23 CFR 635.108.

2. It is a condition of this contract, and shall be made a condition of each subcontract, which the contractor enters into pursuant to this contract, that the contractor and any subcontractor shall not permit any employee, in performance of the contract, to work in surroundings or under conditions which are unsanitary, hazardous or dangerous to his/her health or safety, as determined under construction safety and

health standards (29 CFR Part 1926) promulgated by the Secretary of Labor, in accordance with Section 107 of the Contract Work Hours and Safety Standards Act (40 U.S.C. 3704). 29 CFR 1926.10.

3. Pursuant to 29 CFR 1926.3, it is a condition of this contract that the Secretary of Labor or authorized representative thereof, shall have right of entry to any site of contract performance to inspect or investigate the matter of compliance with the construction safety and health standards and to carry out the duties of the Secretary under Section 107 of the Contract Work Hours and Safety Standards Act (40 U.S.C. 3704).

VIII. FALSE STATEMENTS CONCERNING HIGHWAY PROJECTS

This provision is applicable to all Federal-aid construction contracts and to all related subcontracts.

In order to assure high quality and durable construction in conformity with approved plans and specifications and a high degree of reliability on statements and representations made by engineers, contractors, suppliers, and workers on Federal-aid highway projects, it is essential that all persons concerned with the project perform their functions as carefully, thoroughly, and honestly as possible. Willful falsification, distortion, or misrepresentation with respect to any facts related to the project is a violation of Federal law. To prevent any misunderstanding regarding the seriousness of these and similar acts, Form FHWA-1022 shall be posted on each Federal-aid highway project (23 CFR Part 635) in one or more places where it is readily available to all persons concerned with the project:

18 U.S.C. 1020 reads as follows:

"Whoever, being an officer, agent, or employee of the United States, or of any State or Territory, or whoever, whether a person, association, firm, or corporation, knowingly makes any false statement, false representation, or false report as to the character, quality, quantity, or cost of the material used or to be used, or the quantity or quality of the work performed or to be performed, or the cost thereof in connection with the submission of plans, maps, specifications, contracts, or costs of construction on any highway or related project submitted for approval to the Secretary of Transportation; or

Whoever knowingly makes any false statement, false representation, false report or false claim with respect to the character, quality, quantity, or cost of any work performed or to be performed, or materials furnished or to be furnished, in connection with the construction of any highway or related project approved by the Secretary of Transportation; or

Whoever knowingly makes any false statement or false representation as to material fact in any statement, certificate, or report submitted pursuant to provisions of the Federal-aid Roads Act approved July 11, 1916, (39 Stat. 355), as amended and supplemented;

Shall be fined under this title or imprisoned not more than 5 years or both."

IX. IMPLEMENTATION OF CLEAN AIR ACT AND FEDERAL WATER POLLUTION CONTROL ACT (42 U.S.C. 7606; 2 CFR 200.88; EO 11738)

This provision is applicable to all Federal-aid construction contracts in excess of \$150,000 and to all related subcontracts. 48 CFR 2.101; 2 CFR 200.327.

By submission of this bid/proposal or the execution of this contract or subcontract, as appropriate, the bidder, proposer, Federal-aid construction contractor, subcontractor, supplier, or vendor agrees to comply with all applicable standards, orders or regulations issued pursuant to the Clean Air Act (42 U.S.C. 7401-7671q) and the Federal Water Pollution Control Act, as amended (33 U.S.C. 1251-1387). Violations must be reported to the Federal Highway Administration and the Regional Office of the Environmental Protection Agency. 2 CFR Part 200, Appendix II.

The contractor agrees to include or cause to be included the requirements of this Section in every subcontract, and further agrees to take such action as the contracting agency may direct as a means of enforcing such requirements. 2 CFR 200.327.

X. CERTIFICATION REGARDING DEBARMENT, SUSPENSION, INELIGIBILITY AND VOLUNTARY EXCLUSION

This provision is applicable to all Federal-aid construction contracts, design-build contracts, subcontracts, lower-tier subcontracts, purchase orders, lease agreements, consultant contracts or any other covered transaction requiring FHWA approval or that is estimated to cost \$25,000 or more – as defined in 2 CFR Parts 180 and 1200. 2 CFR 180.220 and 1200.220.

1. Instructions for Certification – First Tier Participants:

a. By signing and submitting this proposal, the prospective first tier participant is providing the certification set out below.

b. The inability of a person to provide the certification set out below will not necessarily result in denial of participation in this covered transaction. The prospective first tier participant shall submit an explanation of why it cannot provide the certification set out below. The certification or explanation will be considered in connection with the department or agency's determination whether to enter into this transaction. However, failure of the prospective first tier participant to furnish a certification or an explanation shall disqualify such a person from participation in this transaction. 2 CFR 180.320.

c. The certification in this clause is a material representation of fact upon which reliance was placed when the contracting agency determined to enter into this transaction. If it is later determined that the prospective participant knowingly rendered an erroneous certification, in addition to other remedies available to the Federal Government, the contracting agency may terminate this transaction for cause of default. 2 CFR 180.325.

d. The prospective first tier participant shall provide immediate written notice to the contracting agency to whom this proposal is submitted if any time the prospective first tier participant learns that its certification was erroneous when submitted or has become erroneous by reason of changed circumstances. 2 CFR 180.345 and 180.350.

e. The terms "covered transaction," "debarred," "suspended," "ineligible," "participant," "person," "principal," and "voluntarily excluded," as used in this clause, are defined in 2 CFR Parts 180, Subpart I, 180.900-180.1020, and 1200. "First Tier Covered Transactions" refers to any covered transaction between a recipient or subrecipient of Federal funds and a participant (such as the prime or general contract). "Lower Tier Covered Transactions" refers to any covered transaction under a First Tier Covered Transaction (such as subcontracts). "First Tier Participant" refers to the participant who has entered into a covered transaction with a recipient or subrecipient of Federal funds (such as the prime or general contractor). "Lower Tier Participant" refers any participant who has entered into a covered transaction with a First Tier Participant or other Lower Tier Participants (such as subcontractors and suppliers).

f. The prospective first tier participant agrees by submitting this proposal that, should the proposed covered transaction be entered into, it shall not knowingly enter into any lower tier covered transaction with a person who is debarred, suspended, declared ineligible, or voluntarily excluded from participation in this covered transaction, unless authorized by the department or agency entering into this transaction. 2 CFR 180.330.

g. The prospective first tier participant further agrees by submitting this proposal that it will include the clause titled "Certification Regarding Debarment, Suspension, Ineligibility and Voluntary Exclusion-Lower Tier Covered Transactions," provided by the department or contracting agency, entering into this covered transaction, without modification, in all lower tier covered transactions and in all solicitations for lower tier covered transactions exceeding the \$25,000 threshold. 2 CFR 180.220 and 180.300.

h. A participant in a covered transaction may rely upon a certification of a prospective participant in a lower tier covered transaction that is not debarred, suspended, ineligible, or voluntarily excluded from the covered transaction, unless it knows that the certification is erroneous. 2 CFR 180.300; 180.320, and 180.325. A participant is responsible for ensuring that its principals are not suspended, debarred, or otherwise ineligible to participate in covered transactions. 2 CFR 180.335. To verify the eligibility of its principals, as well as the eligibility of any lower tier prospective participants, each participant may, but is not required to, check the System for Award Management website (<https://www.sam.gov/>). 2 CFR 180.300, 180.320, and 180.325.

i. Nothing contained in the foregoing shall be construed to require the establishment of a system of records in order to render in good faith the certification required by this clause. The knowledge and information of the prospective participant is not required to exceed that which is normally possessed by a prudent person in the ordinary course of business dealings.

j. Except for transactions authorized under paragraph (f) of these instructions, if a participant in a covered transaction knowingly enters into a lower tier covered transaction with a person who is suspended, debarred, ineligible, or voluntarily excluded from participation in this transaction, in addition to other remedies available to the Federal Government, the department or agency may terminate this transaction for cause or default. 2 CFR 180.325.

* * * * *

2. Certification Regarding Debarment, Suspension, Ineligibility and Voluntary Exclusion – First Tier Participants:

a. The prospective first tier participant certifies to the best of its knowledge and belief, that it and its principals:

(1) Are not presently debarred, suspended, proposed for debarment, declared ineligible, or voluntarily excluded from participating in covered transactions by any Federal department or agency, 2 CFR 180.335;.

(2) Have not within a three-year period preceding this proposal been convicted of or had a civil judgment rendered against them for commission of fraud or a criminal offense in connection with obtaining, attempting to obtain, or performing a public (Federal, State, or local) transaction or contract under a public transaction; violation of Federal or State antitrust statutes or commission of embezzlement, theft, forgery, bribery, falsification or destruction of records, making false statements, or receiving stolen property, 2 CFR 180.800;

(3) Are not presently indicted for or otherwise criminally or civilly charged by a governmental entity (Federal, State or local) with commission of any of the offenses enumerated in paragraph (a)(2) of this certification, 2 CFR 180.700 and 180.800; and

(4) Have not within a three-year period preceding this application/proposal had one or more public transactions (Federal, State or local) terminated for cause or default. 2 CFR 180.335(d).

(5) Are not a corporation that has been convicted of a felony violation under any Federal law within the two-year period preceding this proposal (USDOT Order 4200.6 implementing appropriations act requirements); and

(6) Are not a corporation with any unpaid Federal tax liability that has been assessed, for which all judicial and administrative remedies have been exhausted, or have lapsed, and that is not being paid in a timely manner pursuant to an agreement with the authority responsible for collecting the tax liability (USDOT Order 4200.6 implementing appropriations act requirements).

b. Where the prospective participant is unable to certify to any of the statements in this certification, such prospective participant should attach an explanation to this proposal. 2 CFR 180.335 and 180.340.

* * * * *

3. Instructions for Certification - Lower Tier Participants:

(Applicable to all subcontracts, purchase orders, and other lower tier transactions requiring prior FHWA approval or estimated to cost \$25,000 or more - 2 CFR Parts 180 and 1200). 2 CFR 180.220 and 1200.220.

a. By signing and submitting this proposal, the prospective lower tier participant is providing the certification set out below.

b. The certification in this clause is a material representation of fact upon which reliance was placed when this transaction was entered into. If it is later determined that the prospective lower tier participant knowingly rendered an erroneous certification, in addition to other remedies available to the Federal Government, the department, or agency with which

this transaction originated may pursue available remedies, including suspension and/or debarment.

c. The prospective lower tier participant shall provide immediate written notice to the person to which this proposal is submitted if at any time the prospective lower tier participant learns that its certification was erroneous by reason of changed circumstances. 2 CFR 180.365.

d. The terms "covered transaction," "debarred," "suspended," "ineligible," "participant," "person," "principal," and "voluntarily excluded," as used in this clause, are defined in 2 CFR Parts 180, Subpart I, 180.900 – 180.1020, and 1200. You may contact the person to which this proposal is submitted for assistance in obtaining a copy of those regulations. "First Tier Covered Transactions" refers to any covered transaction between a recipient or subrecipient of Federal funds and a participant (such as the prime or general contractor). "Lower Tier Covered Transactions" refers to any covered transaction under a First Tier Covered Transaction (such as subcontracts). "First Tier Participant" refers to the participant who has entered into a covered transaction with a recipient or subrecipient of Federal funds (such as the prime or general contractor). "Lower Tier Participant" refers any participant who has entered into a covered transaction with a First Tier Participant or other Lower Tier Participants (such as subcontractors and suppliers).

e. The prospective lower tier participant agrees by submitting this proposal that, should the proposed covered transaction be entered into, it shall not knowingly enter into any lower tier covered transaction with a person who is debarred, suspended, declared ineligible, or voluntarily excluded from participation in this covered transaction, unless authorized by the department or agency with which this transaction originated. 2 CFR 1200.220 and 1200.332.

f. The prospective lower tier participant further agrees by submitting this proposal that it will include this clause titled "Certification Regarding Debarment, Suspension, Ineligibility and Voluntary Exclusion-Lower Tier Covered Transaction," without modification, in all lower tier covered transactions and in all solicitations for lower tier covered transactions exceeding the \$25,000 threshold. 2 CFR 180.220 and 1200.220.

g. A participant in a covered transaction may rely upon a certification of a prospective participant in a lower tier covered transaction that is not debarred, suspended, ineligible, or voluntarily excluded from the covered transaction, unless it knows that the certification is erroneous. A participant is responsible for ensuring that its principals are not suspended, debarred, or otherwise ineligible to participate in covered transactions. To verify the eligibility of its principals, as well as the eligibility of any lower tier prospective participants, each participant may, but is not required to, check the System for Award Management website (<https://www.sam.gov>), which is compiled by the General Services Administration. 2 CFR 180.300, 180.320, 180.330, and 180.335.

h. Nothing contained in the foregoing shall be construed to require establishment of a system of records in order to render in good faith the certification required by this clause. The knowledge and information of participant is not required to exceed that which is normally possessed by a prudent person in the ordinary course of business dealings.

i. Except for transactions authorized under paragraph e of these instructions, if a participant in a covered transaction knowingly enters into a lower tier covered transaction with a person who is suspended, debarred, ineligible, or voluntarily

excluded from participation in this transaction, in addition to other remedies available to the Federal Government, the department or agency with which this transaction originated may pursue available remedies, including suspension and/or debarment. 2 CFR 180.325.

* * * * *

4. Certification Regarding Debarment, Suspension, Ineligibility and Voluntary Exclusion--Lower Tier Participants:

a. The prospective lower tier participant certifies, by submission of this proposal, that neither it nor its principals:

(1) is presently debarred, suspended, proposed for debarment, declared ineligible, or voluntarily excluded from participating in covered transactions by any Federal department or agency, 2 CFR 180.355;

(2) is a corporation that has been convicted of a felony violation under any Federal law within the two-year period preceding this proposal (USDOT Order 4200.6 implementing appropriations act requirements); and

(3) is a corporation with any unpaid Federal tax liability that has been assessed, for which all judicial and administrative remedies have been exhausted, or have lapsed, and that is not being paid in a timely manner pursuant to an agreement with the authority responsible for collecting the tax liability. (USDOT Order 4200.6 implementing appropriations act requirements)

b. Where the prospective lower tier participant is unable to certify to any of the statements in this certification, such prospective participant should attach an explanation to this proposal.

* * * * *

XI. CERTIFICATION REGARDING USE OF CONTRACT FUNDS FOR LOBBYING

This provision is applicable to all Federal-aid construction contracts and to all related subcontracts which exceed \$100,000. 49 CFR Part 20, App. A.

1. The prospective participant certifies, by signing and submitting this bid or proposal, to the best of his or her knowledge and belief, that:

a. No Federal appropriated funds have been paid or will be paid, by or on behalf of the undersigned, to any person for influencing or attempting to influence an officer or employee of any Federal agency, a Member of Congress, an officer or employee of Congress, or an employee of a Member of Congress in connection with the awarding of any Federal contract, the making of any Federal grant, the making of any Federal loan, the entering into of any cooperative agreement, and the extension, continuation, renewal, amendment, or modification of any Federal contract, grant, loan, or cooperative agreement.

b. If any funds other than Federal appropriated funds have been paid or will be paid to any person for influencing or attempting to influence an officer or employee of any Federal agency, a Member of Congress, an officer or employee of Congress, or an employee of a Member of Congress in connection with this Federal contract, grant, loan, or

cooperative agreement, the undersigned shall complete and submit Standard Form-LLL, "Disclosure Form to Report Lobbying," in accordance with its instructions.

2. This certification is a material representation of fact upon which reliance was placed when this transaction was made or entered into. Submission of this certification is a prerequisite for making or entering into this transaction imposed by 31 U.S.C. 1352. Any person who fails to file the required certification shall be subject to a civil penalty of not less than \$10,000 and not more than \$100,000 for each such failure.

3. The prospective participant also agrees by submitting its bid or proposal that the participant shall require that the language of this certification be included in all lower tier subcontracts, which exceed \$100,000 and that all such recipients shall certify and disclose accordingly.

XII. USE OF UNITED STATES-FLAG VESSELS:

This provision is applicable to all Federal-aid construction contracts, design-build contracts, subcontracts, lower-tier subcontracts, purchase orders, lease agreements, or any other covered transaction. 46 CFR Part 381.

This requirement applies to material or equipment that is acquired for a specific Federal-aid highway project. 46 CFR 381.7. It is not applicable to goods or materials that come into inventories independent of an FHWA funded-contract.

When oceanic shipments (or shipments across the Great Lakes) are necessary for materials or equipment acquired for a specific Federal-aid construction project, the bidder, proposer, contractor, subcontractor, or vendor agrees:

1. To utilize privately owned United States-flag commercial vessels to ship at least 50 percent of the gross tonnage (computed separately for dry bulk carriers, dry cargo liners, and tankers) involved, whenever shipping any equipment, material, or commodities pursuant to this contract, to the extent such vessels are available at fair and reasonable rates for United States-flag commercial vessels. 46 CFR 381.7.

2. To furnish within 20 days following the date of loading for shipments originating within the United States or within 30 working days following the date of loading for shipments originating outside the United States, a legible copy of a rated, 'on-board' commercial ocean bill-of-lading in English for each shipment of cargo described in paragraph (b)(1) of this section to both the Contracting Officer (through the prime contractor in the case of subcontractor bills-of-lading) and to the Office of Cargo and Commercial Sealift (MAR-620), Maritime Administration, Washington, DC 20590. (MARAD requires copies of the ocean carrier's (master) bills of lading, certified onboard, dated, with rates and charges. These bills of lading may contain business sensitive information and therefore may be submitted directly to MARAD by the Ocean Transportation Intermediary on behalf of the contractor). 46 CFR 381.7.

**ATTACHMENT A - EMPLOYMENT AND MATERIALS
PREFERENCE FOR APPALACHIAN DEVELOPMENT HIGHWAY
SYSTEM OR APPALACHIAN LOCAL ACCESS**

ROAD CONTRACTS (23 CFR 633, Subpart B, Appendix B)
This provision is applicable to all Federal-aid projects funded under the Appalachian Regional Development Act of 1965.

1. During the performance of this contract, the contractor undertaking to do work which is, or reasonably may be, done as on-site work, shall give preference to qualified persons who regularly reside in the labor area as designated by the DOL wherein the contract work is situated, or the subregion, or the Appalachian counties of the State wherein the contract work is situated, except:

a. To the extent that qualified persons regularly residing in the area are not available.

b. For the reasonable needs of the contractor to employ supervisory or specially experienced personnel necessary to assure an efficient execution of the contract work.

c. For the obligation of the contractor to offer employment to present or former employees as the result of a lawful collective bargaining contract, provided that the number of nonresident persons employed under this subparagraph (1c) shall not exceed 20 percent of the total number of employees employed by the contractor on the contract work, except as provided in subparagraph (4) below.

2. The contractor shall place a job order with the State Employment Service indicating (a) the classifications of the laborers, mechanics and other employees required to perform the contract work, (b) the number of employees required in each classification, (c) the date on which the participant estimates such employees will be required, and (d) any other pertinent information required by the State Employment Service to complete the job order form. The job order may be placed with the State Employment Service in writing or by telephone. If during the course of the contract work, the information submitted by the contractor in the original job order is substantially modified, the participant shall promptly notify the State Employment Service.

3. The contractor shall give full consideration to all qualified job applicants referred to him by the State Employment Service. The contractor is not required to grant employment to any job applicants who, in his opinion, are not qualified to perform the classification of work required.

4. If, within one week following the placing of a job order by the contractor with the State Employment Service, the State Employment Service is unable to refer any qualified job applicants to the contractor, or less than the number requested, the State Employment Service will forward a certificate to the contractor indicating the unavailability of applicants. Such certificate shall be made a part of the contractor's permanent project records. Upon receipt of this certificate, the contractor may employ persons who do not normally reside in the labor area to fill positions covered by the certificate, notwithstanding the provisions of subparagraph (1c) above.

5. The provisions of 23 CFR 633.207(e) allow the contracting agency to provide a contractual preference for the use of mineral resource materials native to the Appalachian region.

6. The contractor shall include the provisions of Sections 1 through 4 of this Attachment A in every subcontract for work which is, or reasonably may be, done as on-site work.