

STATE OF ILLINOIS  
DEPARTMENT OF TRANSPORTATION

F.A.P. RTE.	SECTION	COUNTY	TOTAL SHEETS	SHEET NO.
845	D9 Bridge Overlay 2026-10	Franklin	13	1
		ILLINOIS	CONTRACT NO. 78B78	

D-99-089-25

FOR INDEX OF SHEETS, SEE SHEET NO. 3

TRAFFIC DATA

IL 154 SN 028-0050 & SN 028-0051  
2026 ADT: 2730  
2046 ADT: 3330

TOWNSHIPS  
BARREN

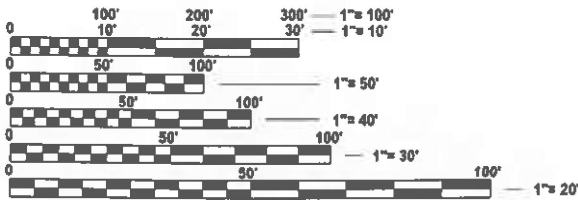
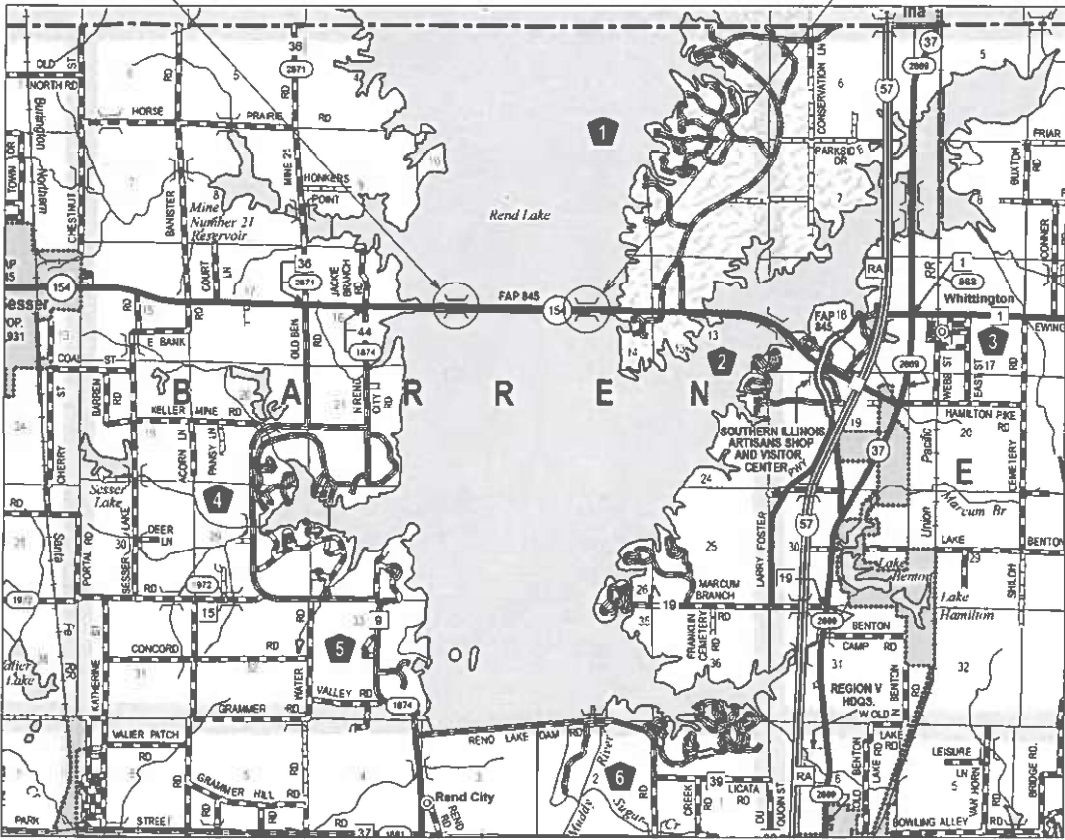
PROPOSED  
HIGHWAY PLANS

FAP ROUTE 845 (IL 154)  
SECTION D9 Bridge Overlay 2026-10  
CONTRACT MAINTENANCE  
BRIDGE DECK OVERLAY  
FRANKLIN COUNTY

C-99-122-25

SN 028-0050  
IL 154 OVER REND LAKE

SN 028-0051  
IL 154 OVER REND LAKE



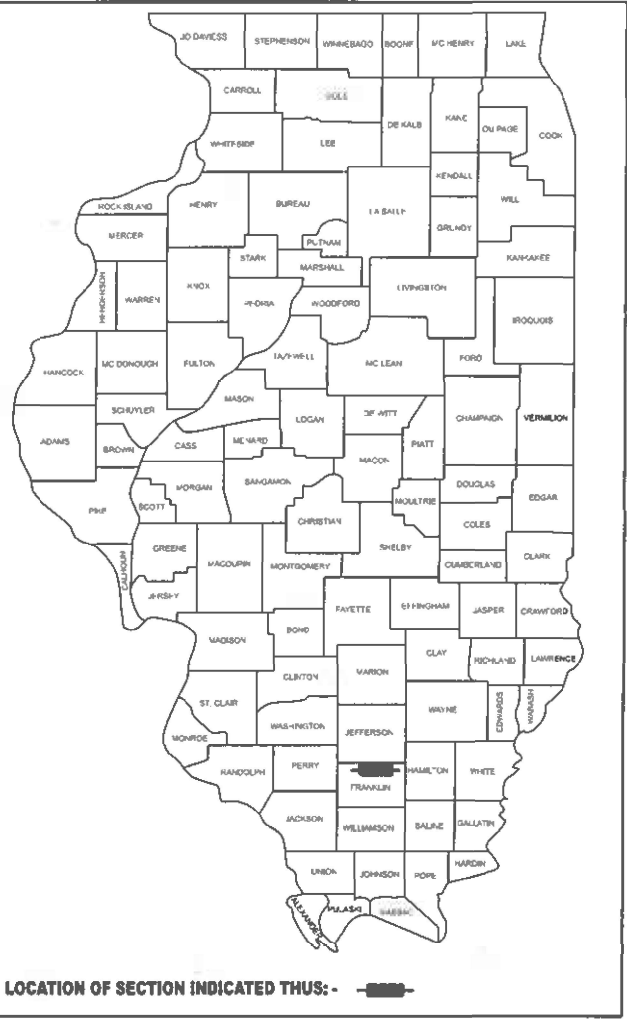
FULL SIZE PLANS HAVE BEEN PREPARED USING STANDARD  
ENGINEERING SCALES. REDUCED SIZED PLANS WILL NOT  
CONFORM TO STANDARD SCALES. IN MAKING MEASUREMENTS  
ON REDUCED PLANS, THE ABOVE SCALES MAY BE USED.

J.U.L.I.E.  
JOINT UTILITY LOCATION INFORMATION FOR EXCAVATION  
1-800-892-0123  
OR 811

PROJECT ENGINEER: NISHAN LAMA  
PROJECT MANAGER: EHREN KIRBY

CONTRACT NO. 78B78

SN 028-0050 STRUCTURE LENGTH = 211.75 FT.  
SN 028-0051 STRUCTURE LENGTH = 496.84 FT.  
TOTAL PROJECT LENGTH = 968.75 FT.



STATE OF ILLINOIS  
DEPARTMENT OF TRANSPORTATION

SUBMITTED Sept 24 20 25  
Rora S. Renning  
REGIONAL ENGINEER

December 5 20 25  
Scott A. Etkin  
ENGINEER OF DESIGN AND ENVIRONMENT

December 5 20 25  
Mark  
DIRECTOR OF HIGHWAYS PROJECT IMPLEMENTATION

PRINTED BY THE AUTHORITY  
OF THE STATE OF ILLINOIS

MODEL: Signature [Sheet]  
FILE NAME: c:\paw\work\w0000000\nishan.lama@lindsa\oid\1127992\0978878-Shiva-Cover.dgn

USER NAME	• nishan.lama	DESIGNED	-	REVISED	-
		DRAWN	-	REVISED	-
		CHECKED	-	REVISED	-
PLOT DATE	= 7/9/2025	DATE	-	REVISED	-

STATE OF ILLINOIS  
DEPARTMENT OF TRANSPORTATION

SIGNATURE SHEET

SCALE: SHEET 2 OF 2 SHEETS STA. TO STA.

F.A.P RTE	SECTION	COUNTY	TOTAL SHEETS	SHEET NO.
845	D9 Bridge Overlay 2026-10	Franklin	13	2
CONTRACT NO. 78B78				
ILLINOIS FED. AID PROJECT				

Prepared By: Susan Poe  
DISTRICT STUDIES & PLANS ENGINEER

Examined By: Nancy Lee  
DISTRICT LAND ACQUISITION ENGINEER

Examined By: Connie Miller  
DISTRICT PROGRAM DEVELOPMENT ENGINEER

Examined By: [Signature]  
DISTRICT OPERATIONS ENGINEER

Examined By: \_\_\_\_\_  
DISTRICT PROJECT IMPLEMENTATION ENGINEER

Examined By: Bernie Smith  
DISTRICT CONSTRUCTION ENGINEER

Examined By: Aam Hays  
DISTRICT MATERIALS ENGINEER

## INDEX OF SHEETS

SHEET NO	DESCRIPTION
1	COVER SHEET
2	SIGNATURE SHEET
3	INDEX OF SHEETS, GENERAL NOTES, STANDARDS, MIX
4-5	SUMMARY OF QUANTITIES
6	PAVEMENT MARKING SCHEDULE
7	GENERAL PLAN AND ELEVATION SN 028-0050
8	SUGGESTED STAGING SEQUENCE SN 028-0050
9	JOINT REPAIR DETAILS AND DRAIN DETAIL SN 028-0050
10	GENERAL PLAN AND ELEVATION SN 028-0051
11	SUGGESTED STAGING SEQUENCE SN 028-0051
12	JOINT REPAIR DETAILS AND DRAIN DETAIL SN 028-0051
13	ROUGH GROOVED SURFACE SIGN, UNEVEN LANES SIGN, BUTT JOINT DETAIL

## GENERAL NOTES

FACTORS USED FOR ESTIMATING PLAN QUANTITIES ARE AS FOLLOWS AND SHALL NOT BE USED FOR THE BASIS OF FINAL QUANTITIES:

ALL HOT MIX ASPHALT 2.016 TONS/CU. YD

THE QUANTITY OF SHORT TERM PAVEMENT MARKING SHOWN IN THE PLANS IS BASED ON APPLICATION FOR THE SURFACE REMOVAL AND SURFACE COURSE.

COMMITMENTS: NONE

# HIGHWAY STANDARDS

## 000001-09 STANDARD SYMBOLS, ABBREVIATIONS AND PATTERNS

001006 DECIMAL OF AN INCH AND OF A FOOT

701201-05 LANE CLOSURE, 2L, 2W, DAY ONLY, FOR SPEEDS 45 MPH OR MORE

701301-04 LANE CLOSURE, 2L, 2W, SHORT TIME OPERATIONS

701311-03 LANE CLOSURE, 2L, 2W, MOVING OPERATIONS - DAY ONLY

## 701901-11 TRAFFIC CONTROL DEVICES

## 780001-05 TYPICAL PAVEMENT MARKINGS

## HMA MIXTURE REQUIREMENTS

Locations	Hot-Mix Asphalt Surface Course
Mixture Use(s):	Hot-Mix Asphalt Surface Course, Mix D, N70
AB/PG:	PG64-22
Design Air Voids:	4.0 %, 70 Gyration Design
Mixture Composition:	IL-9.5mm
(Gradation Mixture)	
Friction Aggregate:	Mix D
Mixture Weight:	112 lbs/Sq Yd/in
Quality Management Program:	QCQA
Sublot Size:	3000
Material Transfer Device (Required?)	NO

REV - MS

FILE NAME:	USER NAME = ni shan.l ama	DESIGNED -	REVISED -	STATE OF ILLINOIS DEPARTMENT OF TRANSPORTATION	INDEX OF SHEETS, STANDARDS, GENERAL NOTES MIXTURE REQUIREMENTS	F.A.P RTE.	SECTION	COUNTY	TOTAL SHEETS	SHEET NO.	
		DRAWN -	REVISED -			845	D9 Bri dge Overl ay 2026-10	Franklin	13	3	
		CHECKED -	REVISED -			CONTRACT NO. 78B78					
	PLOT DATE = 7/9/2025	DATE -	REVISED -			SCALE:	SHEET 1	OF 1	SHEETS	STA.	TO STA.
						ILLINOIS	FED. AID PROJECT				

SUMMARY OF QUANTITIES

COUNTY:	FRANKLIN CO
ROUTE:	FAP 845
FUNDING:	100% STATE
LOCATION:	RURAL

CODE NUMBER	ITEM DESCRIPTION	UNIT	TOTAL QUANTITY	SN 028-0050 0047	SN 028-0051 0047
40600290	BITUMINOUS MATERIALS (TACK COAT)	POUND	1,637	582	1,055
40600982	HOT-MIX ASPHALT SURFACE REMOVAL - BUTT JOINT	SQ YD	588	294	294
40600990	TEMPORARY RAMP	SQ YD	98	49	49
40604062	HOT-MIX ASPHALT SURFACE COURSE, [L-9.5, MIX "D", N70	TON	380	133	247
67100100	MOBILIZATION	L SUM	1.0	0.5	0.5
70100450	TRAFFIC CONTROL AND PROTECTION, STANDARD 701201	L SUM	1.0	0.5	0.5
70107025	CHANGEABLE MESSAGE SIGN	CAL DA	28	14	14
70300100	SHORT TERM PAVEMENT MARKING	FOOT	89	31	58
70300150	SHORT TERM PAVEMENT MARKING REMOVAL	SQ FT	31	11	20
70300221	TEMPORARY PAVEMENT MARKING - LINE 4"- PAINT	FOOT	2,818	747	2,071
* 78001110	PAINT PAVEMENT MARKING - LINE 4"	FOOT	2,818	747	2,071
78300200	RAISED REFLECTIVE PAVEMENT MARKER REMOVAL	EACH	8	3	5
78300201	PAVEMENT MARKING REMOVAL - GRINDING	SQ FT	705	187	518

\* SPECIALTY ITEM

MODEL: Summary of Quantities-1 [Sheet]  
FILE NAME: c:\pwworkspace\wisconsin\112799205\78B78-SHC-S&Q.dgn

REV - MS

	USER NAME = david.a.wilson	DESIGNED -	REVISED -	STATE OF ILLINOIS DEPARTMENT OF TRANSPORTATION	SUMMARY OF QUANTITIES			F.A.P RTE.	SECTION	COUNTY	TOTAL SHEETS	SHEET NO.
		DRAWN -	REVISED -					845	D9 Bridge Overlay 2026-10	Franklin	13	4
		CHECKED -	REVISED -					CONTRACT NO. 78B78				
	PLOT DATE = 9/18/2025	DATE -	REVISED -		SCALE:	SHEET 1	OF 2 SHEETS	STA.	TO STA.	ILLINOIS   FED. AID PROJECT		



SUMMARY OF QUANTITIES - CONT

CODE NUMBER	ITEM DESCRIPTION	UNIT	TOTAL QUANTITY	COUNTY:	FRANKLIN CO
				ROUTE:	FAP 845
				FUNDING:	100% STATE
				LOCATION:	RURAL
				SN 028-0050	SN 028-0051
				0047	0047
Z0012102	CONCRETE BRIDGE DECK SCARIFICATION 3/8 INCH	SQ YD	2,363	706	1,657
Z0021906	SILICONE JOINT SEALER, 1.5"	FOOT	31.5	31.5	0.0
Z0021912	SILICONE JOINT SEALER, 2.5"	FOOT	31.5	31.5	0.0
Z0021920	SILICONE JOINT SEALER (SPECIAL)	FOOT	69.0	0.0	69.0
Z0041895	POLYMER CONCRETE	CU FT	20.7	9.5	11.2

MODEL: Summary of Quantities-1-1 [Sheet]  
FILE NAME: c:\pva\_work\wilson\aid1127992\0978878-Shvc-Soo.dgn

PAVEMENT MARKING SCHEDULE

STATION			NOTES	SHORT TERM PAVEMENT MARKING	SHORT TERM PAVEMENT MARKING REMOVAL	PAINT PAVEMENT MARKING - LINE 4"			TEMPORARY PAVEMENT MARKING - LINE 4" - PAINT		
				FOOT	SQ. FT	SOLID WHITE	YELLOW SKIP DASH	SOLID YELLOW	SOLID WHITE	YELLOW SKIP DASH	SOLID YELLOW
						FOOT			FOOT		
FRANKLIN COUNTY SN 028-0050											
213 + 74	TO	217 + 06	LT			332			332		
213 + 74	TO	217 + 06	CENTERLINE	62	22		83			83	
213 + 74	TO	217 + 06	RT			332			332		
TOTAL				62	22	747			747		
FRANKLIN COUNTY SN 028-0051											
273 + 91	TO	280+29	LT			637			637		
273 + 91	TO	280+29	CENTERLINE	116	40		160	637		160	637
273 + 91	TO	280+29	RT			637			637		
TOTAL				116	40	2071			2071		
GRAND TOTAL				178	62	2818			2818		

MODEL: Pavement Marking Schedule (Sheet)  
FILE NAME: c:\pav\_work\dwg\wilson\dauid127992\0978878-SHE-Schedules.dgn

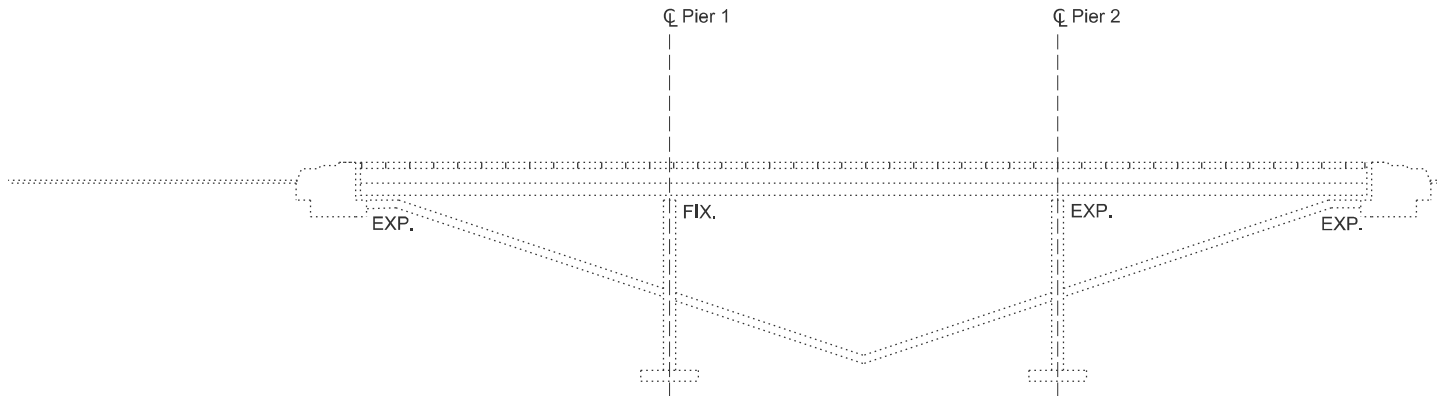


GENERAL NOTES

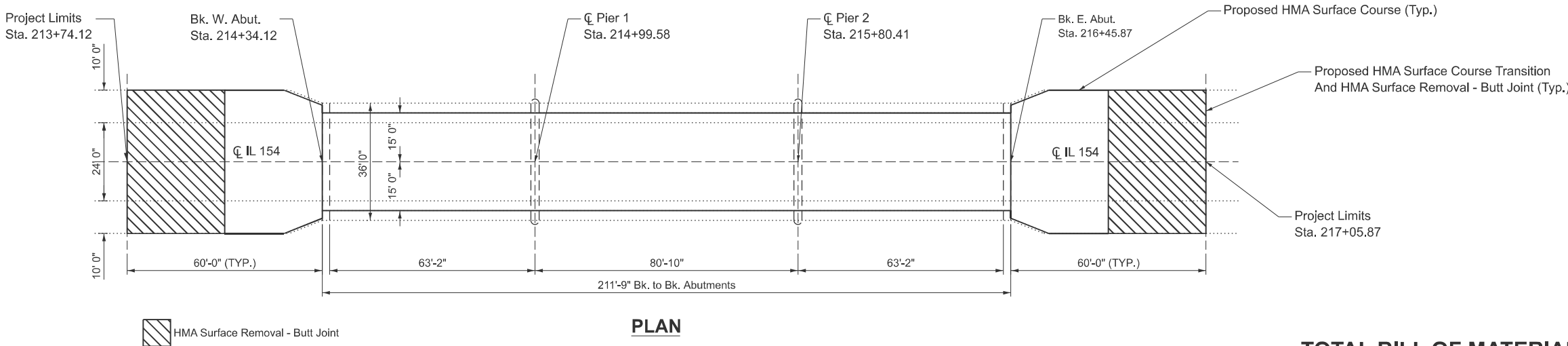
Plan dimensions and details relative to existing plans are subject to nominal construction variations. The Contractor shall field verify existing dimensions and details affecting new construction and make necessary approved adjustments prior to construction or ordering of materials. Such variations shall not be cause for additional compensation for a change in scope of the work, however, the Contractor will be paid for the quantity actually furnished at the unit price bid for the work.

After Bridge Deck Scarification, the Contractor shall thoroughly clean and sweep the bridge deck. Any existing loose concrete and COLD MIX shall be properly removed and disposed of from the bridge deck. This work shall be included in the cost Concrete Bridge Deck Scarification, 3/8".

Joint openings shall be adjusted according to Article 520.04 of Standard Specification when the deck is poured at an ambient temperatre other than 50°F.



ELEVATION




PLAN

SCOPE OF WORK

Concrete Bridge Deck Scarification 3/8"  
Place 2" of new HMA Overlay  
Remove Existing Silicone Joint  
Replace with Silicone Joint Sealer, 1 1/2"  
and Polymer Concrete on W. Abut.  
Replace with Silicone Joint Sealer, 2 1/2"  
and Polymer Concrete on E. Abut.

TOTAL BILL OF MATERIAL

ITEM	UNIT	QUANTITY
BITUMINOUS MATERIALS (TACK COAT)	POUND	582
HOT-MIX ASPHALT SURFACE COURSE, IL-9.5, MIX "D", N70	TON	133
CONCRETE BRIDGE DECK SCARIFICATION 3/8 INCH	SQ YD	706
SILICONE JOINT SEALER, 1.5"	FOOT	31.5
SILICONE JOINT SEALER, 2.5"	FOOT	31.5
POLYMER CONCRETE	CU FT	9.5
HOT-MIX ASPHALT SURFACE REMOVAL - BUTT JOINT	SQ YD	294



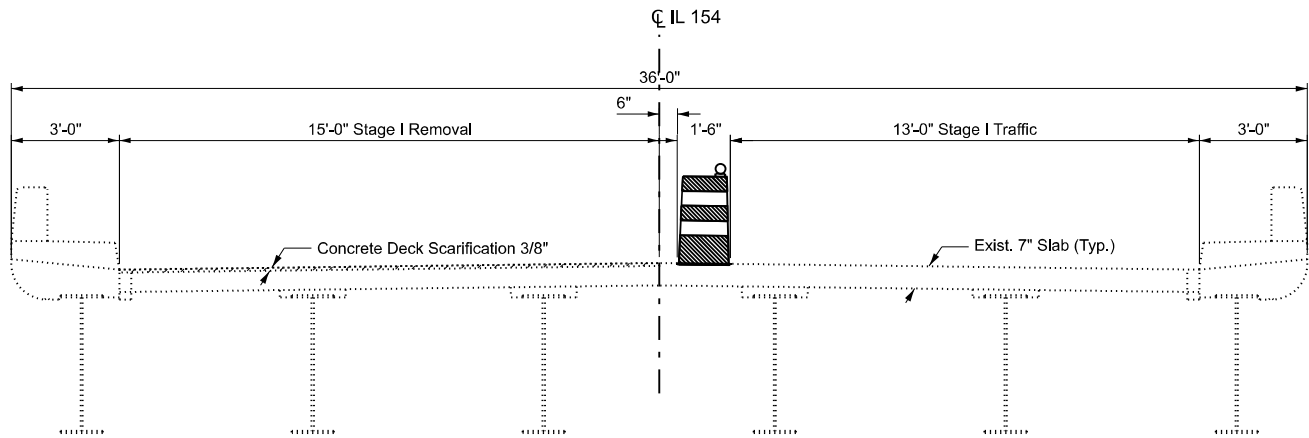
EXPIRES 11-30-2026

Jayme F. Schiff

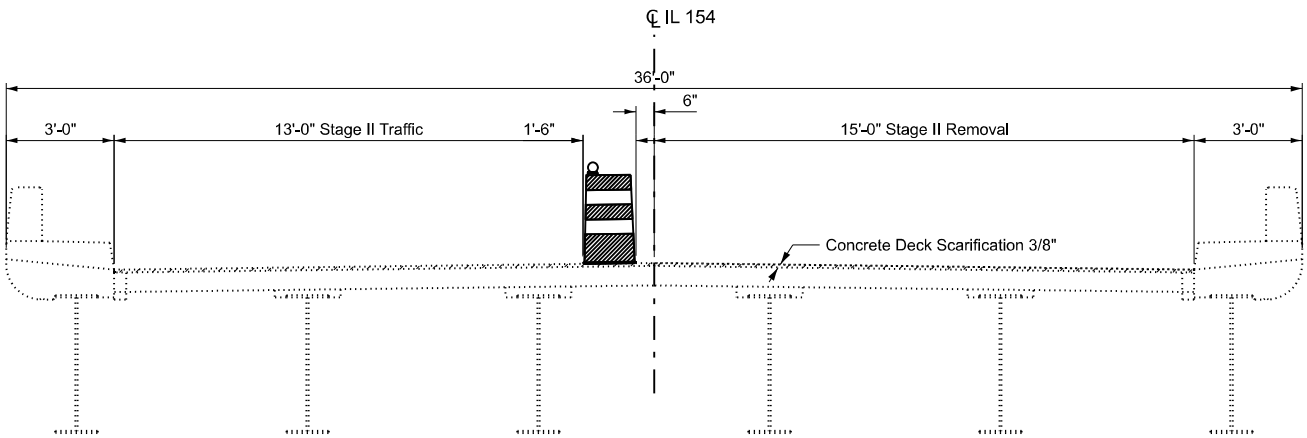
**BRIDGE OVERLAY**  
**IL 154 OVER REND LAKE**  
**FAP 845 D9 BRIDGE OVERLAY 2026-10**  
**FRANKLIN COUNTY**  
**SN 028-0050**

MODEL: 028-0050 [Sheet]  
FILE NAME: c:\pwwork\wilson\dad1127992\0978878-Typicals.dgn

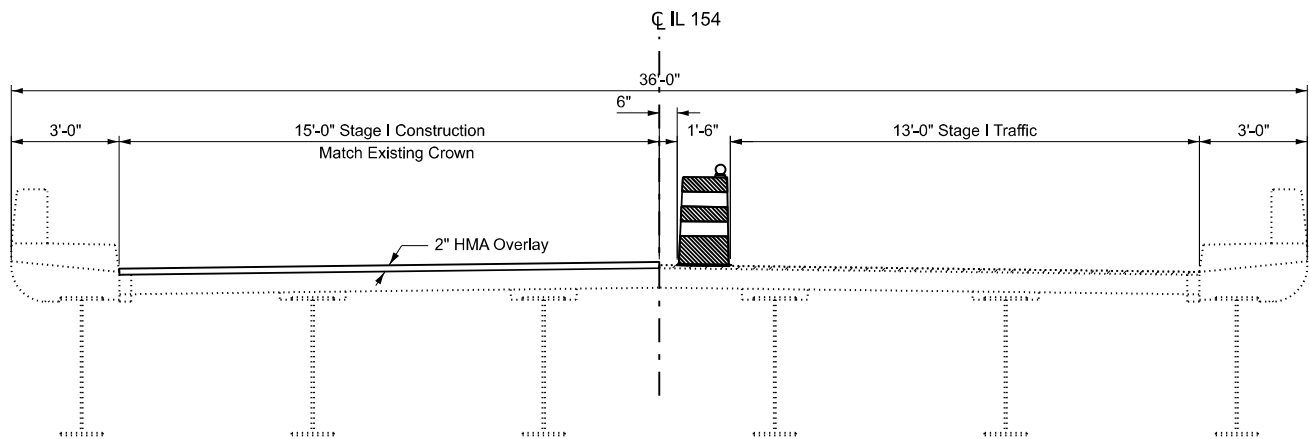
	USER NAME   = david.a.wilson	DESIGNED   -	REVISED   -	STATE OF ILLINOIS DEPARTMENT OF TRANSPORTATION	GENERAL PLAN AND ELEVATION SN 028-0050				F.A.P RTE.	SECTION	COUNTY	TOTAL SHEETS	SHEET NO.
		DRAWN    -	REVISED   -						845	D9 Bridge Overlay 2026-10	Franklin	13	7
		CHECKED   -	REVISED   -						CONTRACT NO. 78B78				
	PLOT DATE   = 11/4/2025	DATE       -	REVISED   -		SCALE:		SHEET 1	OF 6 SHEETS	STA.	TO STA.		ILLINOIS FED. AID PROJECT	



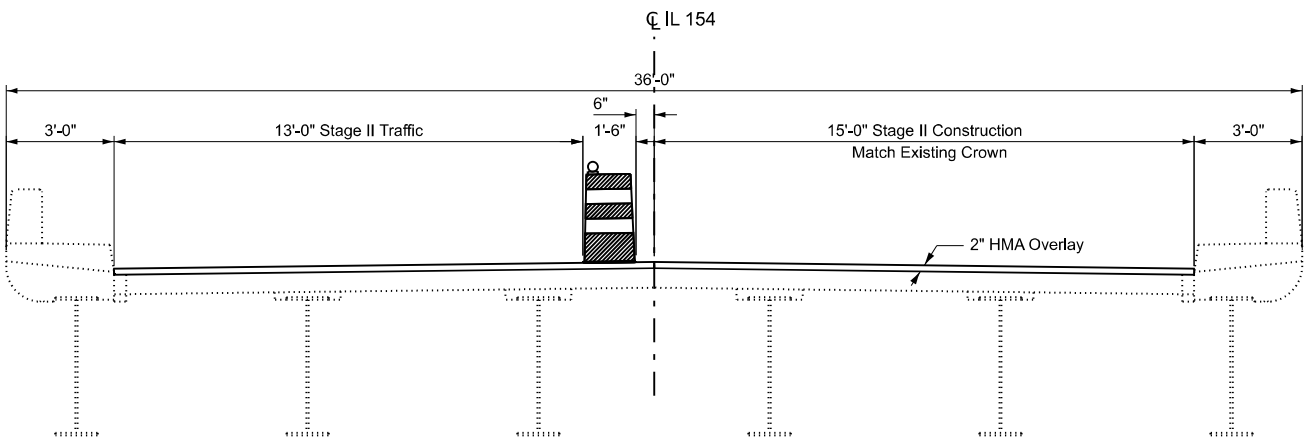
STAGE I REMOVAL



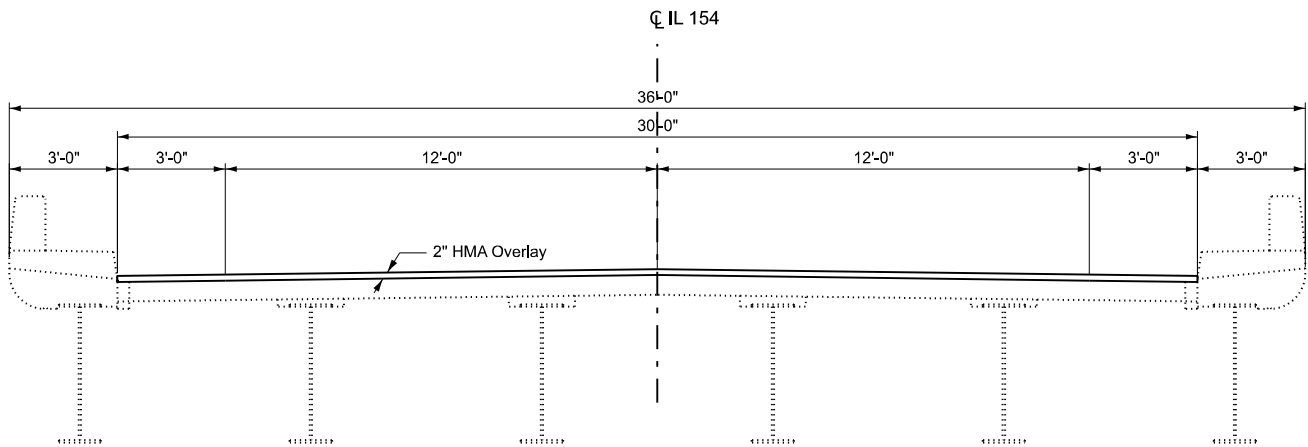
STAGE II REMOVAL



STAGE I CONSTRUCTION



STAGE II CONSTRUCTION



TYPICAL BRIDGE SECTION WITH HMA OVERLAY

SECTION LOOKING EAST

MODEL: Staging Detail 028-0050 [Sheet]  
FILE NAME: c:\pwworking\ntishan.lama@illinois.gov\1127993\0978B78-Design.dgn

USER NAME = nishan.lama	DESIGNED -	REVISED -
	DRAWN -	REVISED -
	CHECKED -	REVISED -
PLOT DATE = 7/21/2025	DATE -	REVISED -

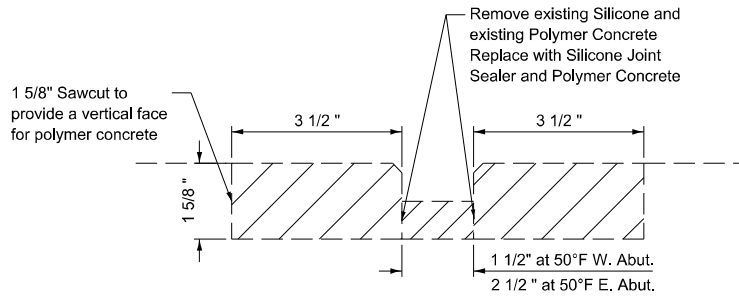
STATE OF ILLINOIS  
DEPARTMENT OF TRANSPORTATION

SUGGESTED STAGING SEQUENCE  
SN 028-0050

SCALE: SHEET 2 OF 6 SHEETS STA. TO STA.

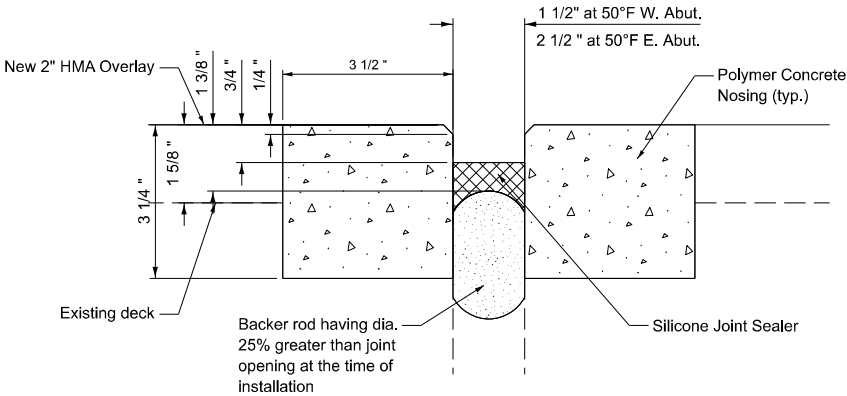
F.A.P RTE.	SECTION	COUNTY	TOTAL SHEETS	SHEET NO.
845	D9 Bridge Overlay 2026-10	Franklin	13	8
CONTRACT NO. 78B78				
ILLINOIS FED. AID PROJECT				



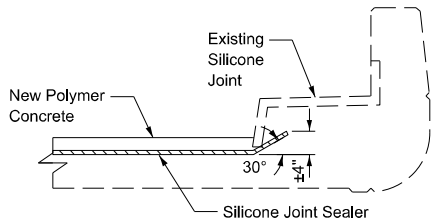


Cost of Removing Existing Silicone Joint and Polymer Concrete included with Polymer Concrete

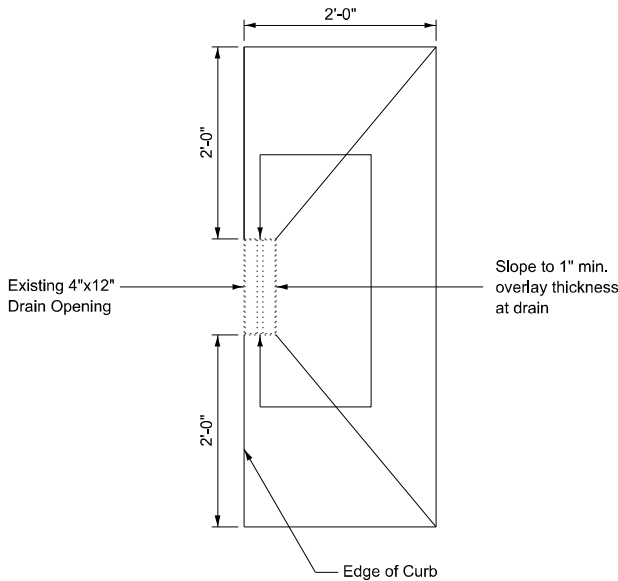
EXISTING SILICONE JOINT DETAIL



SILICONE JOINT SEALER DETAIL



END OF SEAL TREATMENT AT EXPANSION JOINT



DRAIN DETAIL

BILL OF MATERIAL

ITEM	UNIT	QUANTITY
SILICONE JOINT SEALER, 1.5"	FOOT	31.5
SILICONE JOINT SEALER, 2.5"	FOOT	31.5
POLYMER CONCRETE	CU FT	9.5

MODEL: Joint Repair Details 028-0050 [Sheet]  
FILE NAME: c:\p\work\wilson\ad1127992\0978878-Typicals.dgn

USER NAME = david.a.wilson	DESIGNED -	REVISED -
	DRAWN -	REVISED -
	CHECKED -	REVISED -
PLOT DATE = 9/18/2025	DATE -	REVISED -

STATE OF ILLINOIS  
DEPARTMENT OF TRANSPORTATION

JOINT REPAIR DETAILS AND DRAIN DETAIL  
028-0050

SCALE: SHEET 3 OF 6 SHEETS STA. TO STA.

F.A.P RTE.	SECTION	COUNTY	TOTAL SHEETS	SHEET NO.
845	D9 Bridge Overlay 2026-10	Franklin	13	9
CONTRACT NO. 78B78				
ILLINOIS FED. AID PROJECT				

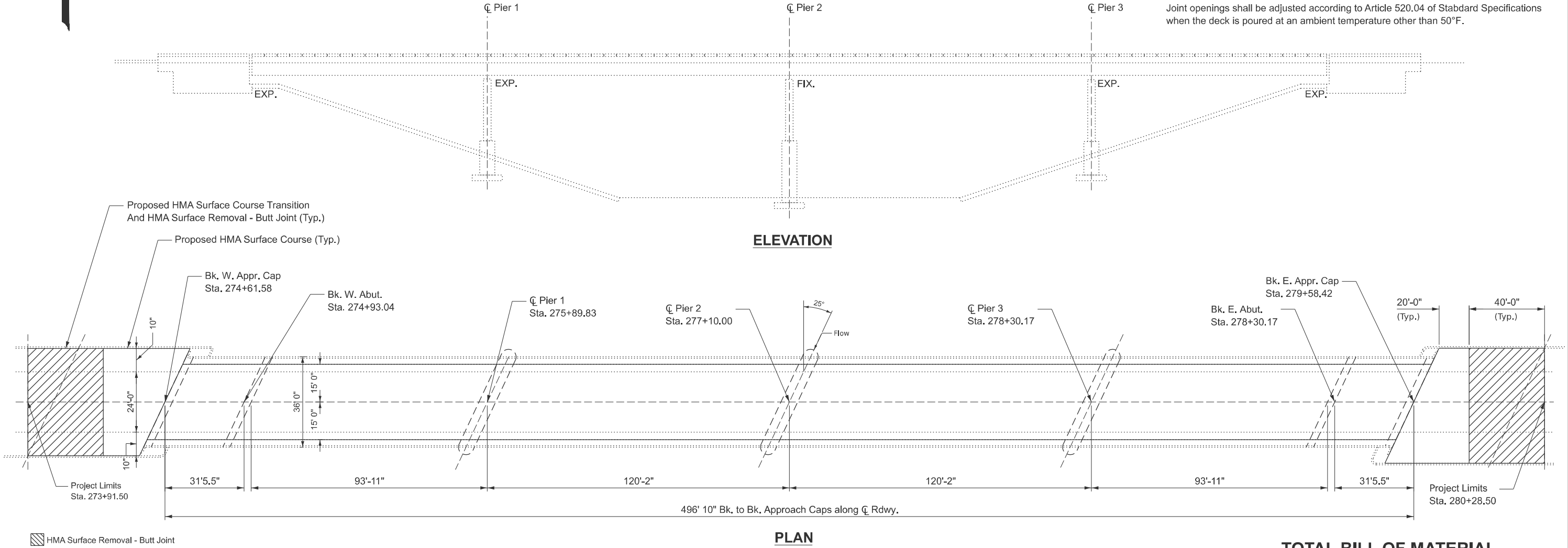


GENERAL NOTES

Plan dimensions and details relative to existing plans are subject to nominal construction variations. The Contractor shall field verify existing dimensions and details affecting new construction and make necessary approved adjustments prior to construction or ordering of materials. Such variations shall not be cause for additional compensation for a change in scope of the work, however, the Contractor will be paid for the quantity actually furnished at the unit price bid for the work.

After Bridge Deck Scarification, the Contractor shall thoroughly clean and sweep the bridge deck. Any existing loose concrete and COLD MIX shall be properly removed and disposed of from the bridge deck. This work shall be included in the cost Concrete Bridge Deck Scarification, 3/8".

Joint openings shall be adjusted according to Article 520.04 of Stabdard Specifications when the deck is poured at an ambient temperature other than 50°F.




SCOPE OF WORK

Concrete Bridge Deck Scarification 3/8"  
Place 2" of new HMA Overlay  
Remove Existing Neoprene Joint  
Replace with Silicone Joint Sealer (Special)  
and Polymer Concrete

TOTAL BILL OF MATERIAL

ITEM	UNIT	QUANTITY
BITUMINOUS MATERIALS (TACK COAT)	POUND	1055
HOT-MIX ASPHALT SURFACE COURSE, IL-9.5, MIX "D", N70	TON	247
CONCRETE BRIDGE DECK SCARIFICATION 3/8 INCH	SQ YD	1657
SILICONE JOINT SEALER (SPECIAL)	FOOT	69.0
POLYMER CONCRETE	CU FT	11.2
HOT-MIX ASPHALT SURFACE REMOVAL - BUTT JOINT	SQ YD	294



EXPIRES 11-30-2026

Jayne F. Schiff

**BRIDGE OVERLAY**  
**IL 154 OVER REND LAKE**  
**FAP 845 D9 BRIDGE OVERLAY 2026-10**  
**FRANKLIN COUNTY**  
**SN 028-0051**

MODEL: 028-0051 [Sheet]  
FILE NAME: c:\p\work\wilson\dad1127992\0978878-Typicals.dgn

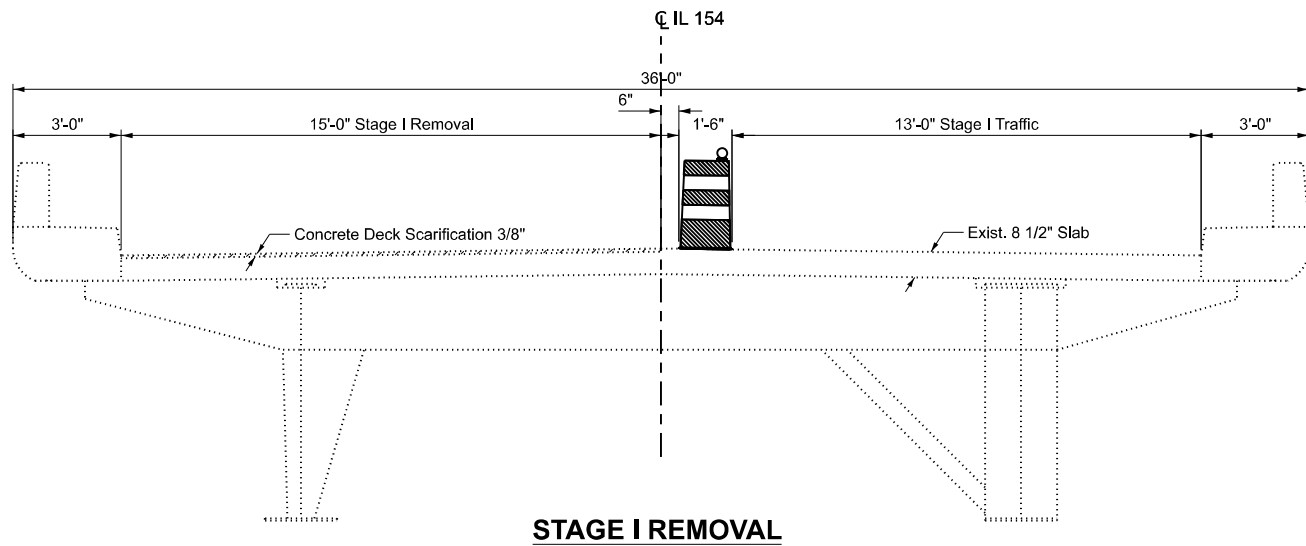
USER NAME = david.a.wilson	DESIGNED -	REVISED -
	DRAWN -	REVISED -
	CHECKED -	REVISED -
PLOT DATE = 11/4/2025	DATE -	REVISED -

STATE OF ILLINOIS  
DEPARTMENT OF TRANSPORTATION

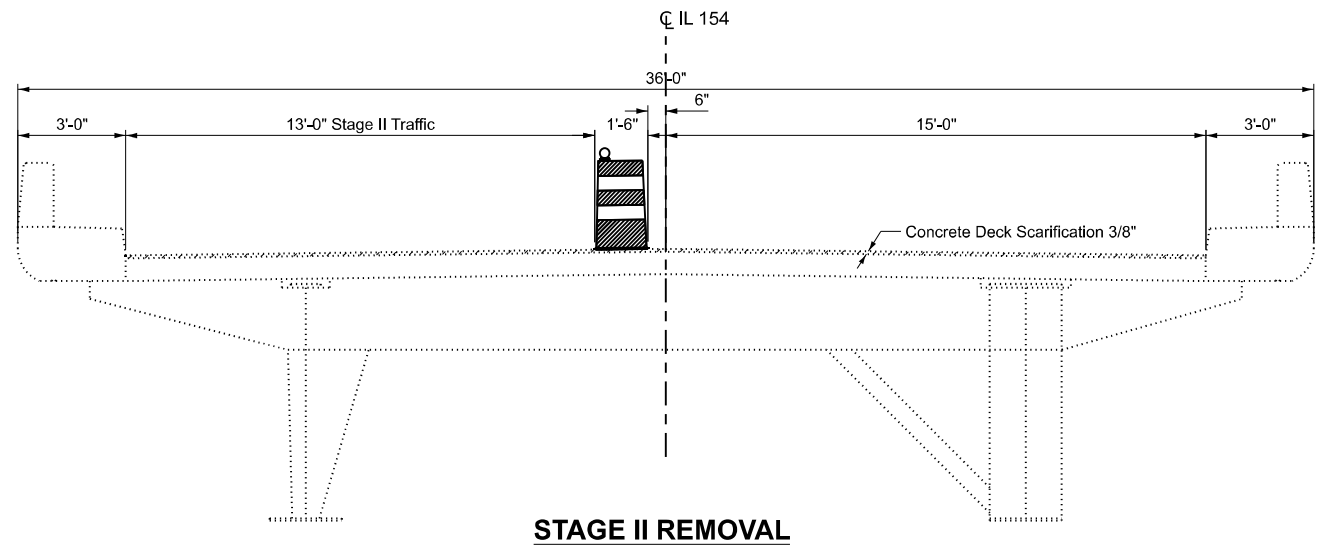
GENERAL PLAN AND ELEVATION  
SN 028-0051

SCALE: SHEET 4 OF 6 SHEETS STA. TO STA.

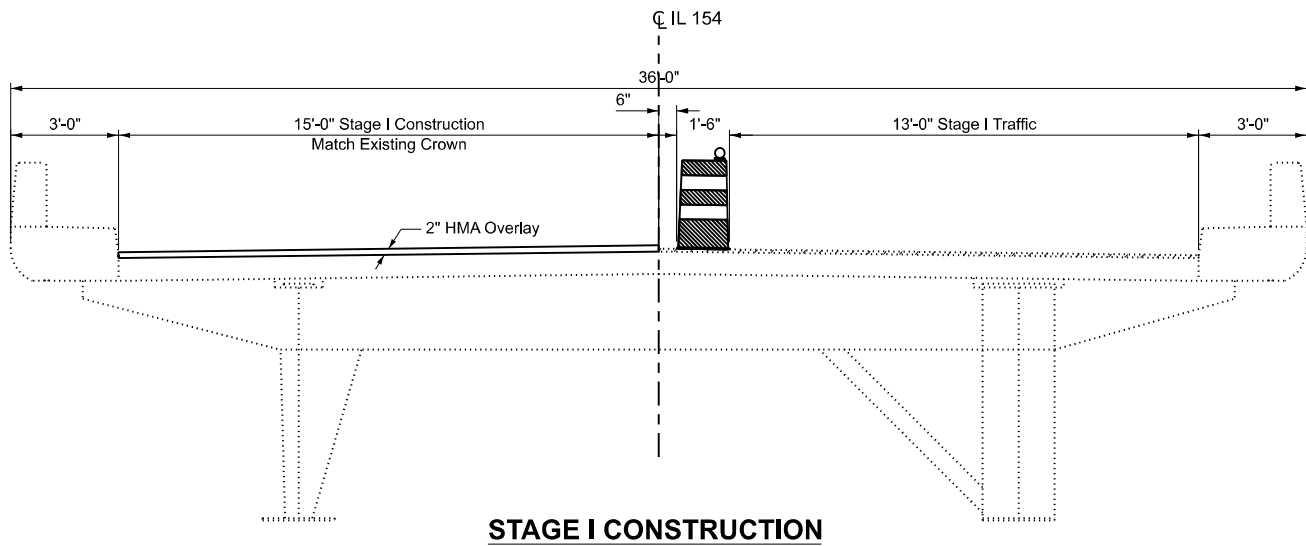
F.A.P. RTE.	SECTION	COUNTY	TOTAL SHEETS	SHEET NO.
845	D9 Bridge Overlay 2026-10	Franklin	13	10
CONTRACT NO. 78B78				
ILLINOIS FED. AID PROJECT				



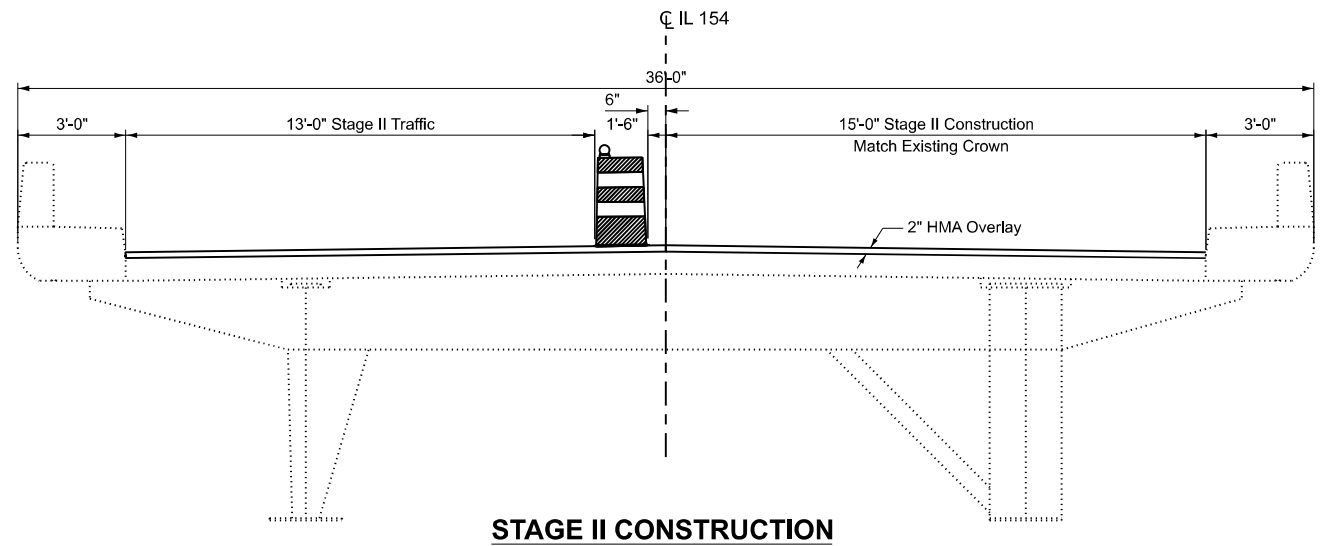
**STAGE I REMOVAL**



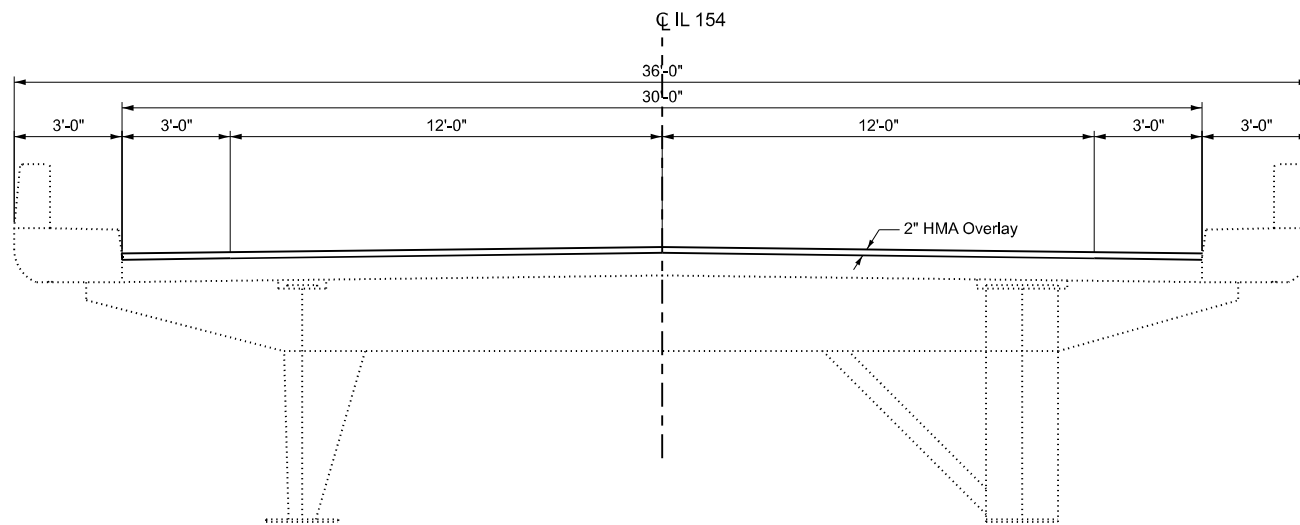
**STAGE II REMOVAL**



**STAGE I CONSTRUCTION**



**STAGE II CONSTRUCTION**



**TYPICAL BRIDGE SECTION WITH HMA OVERLAY**

SECTION LOOKING EAST

MODEL: Staging Details 028-0051-1 [Sheet]  
FILE NAME: c:\p\work\k\win\shishan.lama@illinois.gov\1127993\0978B78-Design.dgn

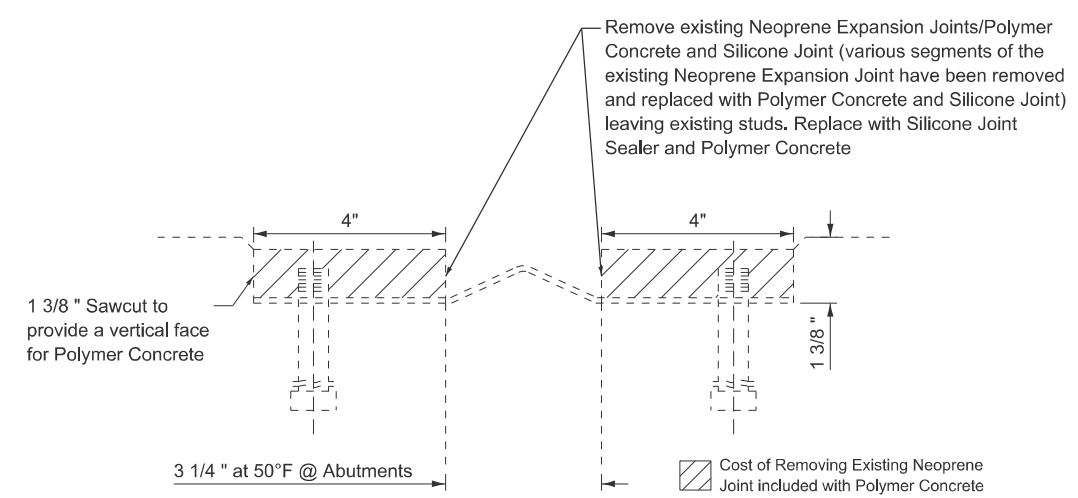
USER NAME = nishan.lama	DESIGNED -	REVISED -
	DRAWN -	REVISED -
	CHECKED -	REVISED -
PLOT DATE = 7/21/2025	DATE -	REVISED -

**STATE OF ILLINOIS  
DEPARTMENT OF TRANSPORTATION**

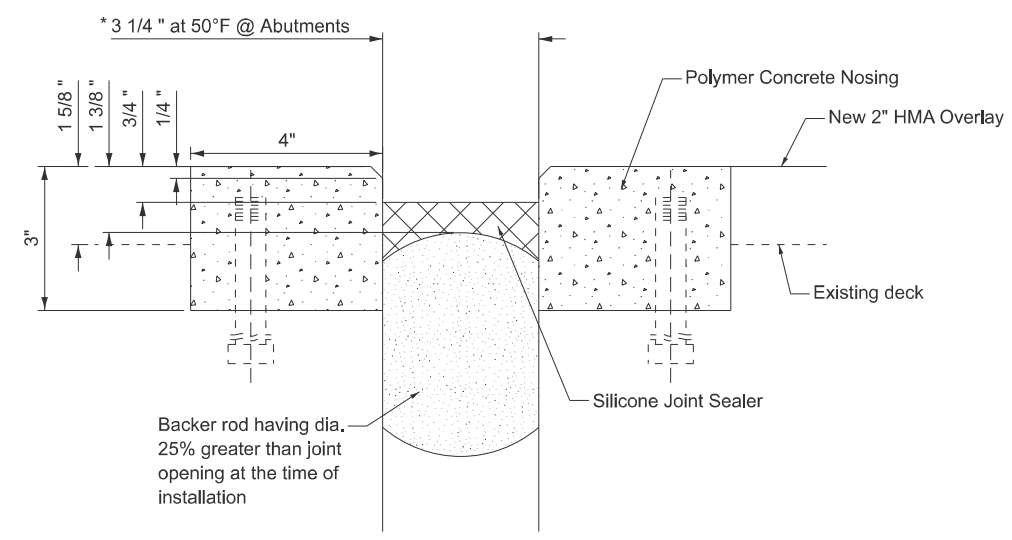
**SUGGESTED STAGING SEQUENCE  
SN 028-0051**

SCALE: SHEET 5 OF 6 SHEETS STA. TO STA.

F.A.P RTE.	SECTION	COUNTY	TOTAL SHEETS	SHEET NO.
845	D9 Bridge Overlay 2026-10	Franklin	13	11
CONTRACT NO. 78B78				
ILLINOIS FED. AID PROJECT				

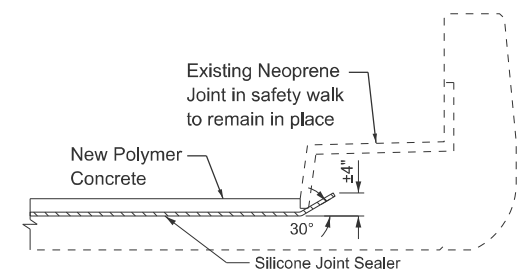


EXISTING NEOPRENE JOINT DETAIL

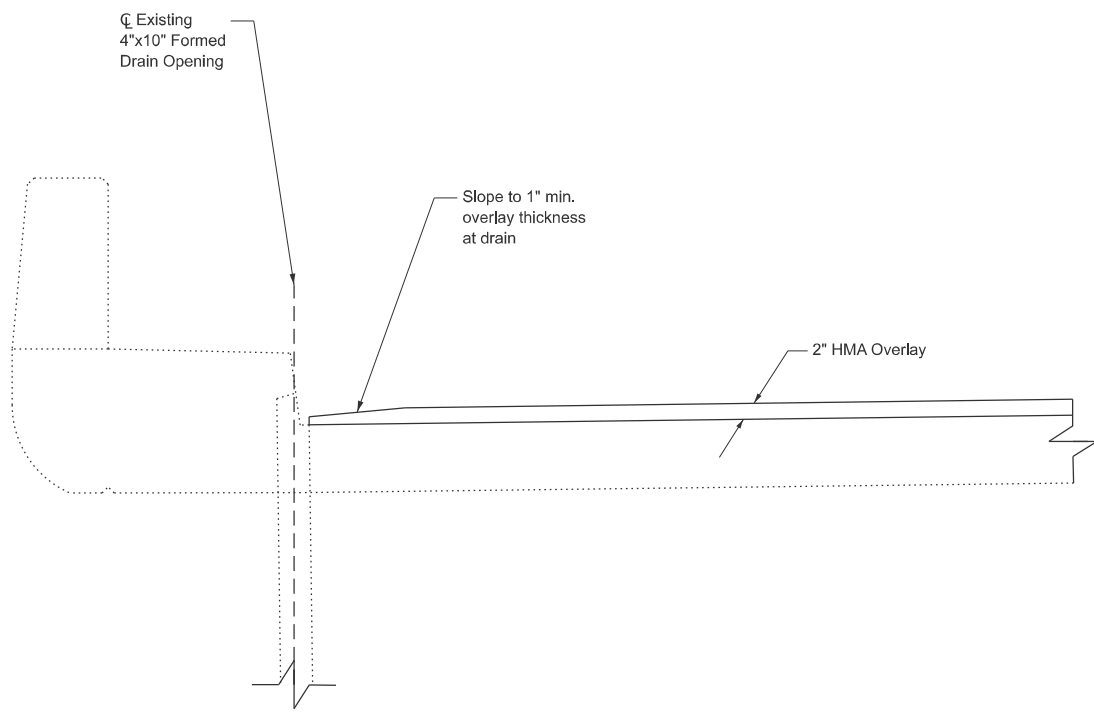


SILICONE JOINT SEALER DETAIL

\* Silicone Joint Sealer, 3 1/4" shall be paid for as Silicone Joint Sealer (Special)



END OF SEAL TREATMENT AT EXPANSION JOINT



DRAIN DETAIL

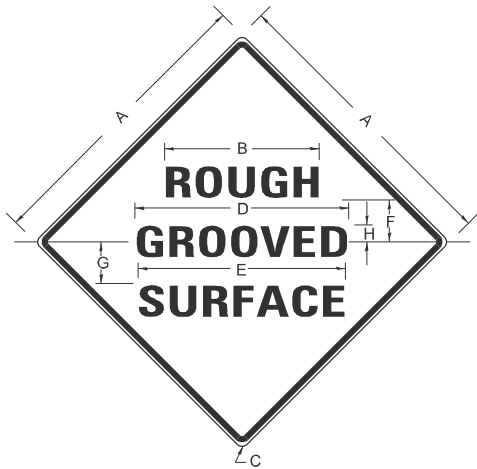
BILL OF MATERIAL

ITEM	UNIT	QUANTITY
SILICONE JOINT SEALER (SPECIAL)	FOOT	69.0
POLYMER CONCRETE	CU FT	11.2

MODEL: Joint Repair Details 028-0051 [Sheet]  
FILE NAME: c:\p\work\wilson\ad1127992\0978878-Typicals.dgn

	USER NAME = david.a.wilson	DESIGNED -	REVISED -	STATE OF ILLINOIS DEPARTMENT OF TRANSPORTATION	JOINT REPAIR DETAILS AND DRAIN DETAIL SN 028-0051			F.A.P RTE.	SECTION	COUNTY	TOTAL SHEETS	SHEET NO.
		DRAWN -	REVISED -					845	D9 Bridge Overlay 2026-10	Franklin	13	12
		CHECKED -	REVISED -					CONTRACT NO. 78B78				
	PLOT DATE = 11/4/2025	DATE -	REVISED -					ILLINOIS FED. AID PROJECT				
SCALE:		SHEET 6	OF 6	SHEETS	STA.	TO STA.						

ILLINOIS STANDARD  
ROUGH GROOVED SURFACE SIGN



COLORS

LEGEND AND BORDER- BLACK NON-REFLECTORIZED  
BACKGROUND- ORANGE REFLECTORIZED

SIGN SIZE	DIMENSIONS							
	A	B	C	D	E	F	G	H
48X48	48.0	24.1	3.0	34.0	33.0	6.0	13.0	3.5

SIGN SIZE	SERIES LINES			MAR-GIN	BOR-DER	BLANK STD.
	1	2	3			
48X48	7C	7C	7C	0.8	1.2	B4-48D

ALL DIMENSIONS IN INCHES

NOTES

PRIOR TO ALLOWING TRAFFIC ON ANY PORTION OF THE ROADWAY THAT HAS BEEN COLDMILLED, THE CONTRACTOR SHALL HAVE ERECTED "ROUGH GROOVED SURFACE" SIGNS THAT CONFORM TO THE ABOVE DETAILS. A MINIMUM OF ONE SIGN AT EACH END OF THE IMPROVEMENT WILL BE REQUIRED. THE CONTRACTOR SHALL MAINTAIN THE "ROUGH GROOVED SURFACE" SIGNS UNTIL THE COLDMILLED SURFACE IS COVERED WITH LEVELING BINDER OR SURFACE COURSE.

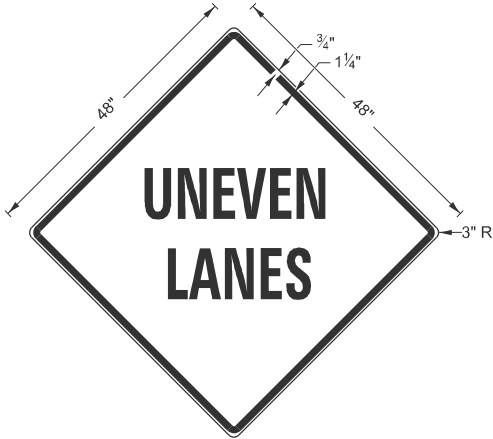
IF AT ANY TIME THE SIGNS ARE IN PLACE BUT NOT APPLICABLE, THEY SHALL BE TURNED FROM THE VIEW OF MOTORISTS OR COVERED AS DIRECTED BY THE ENGINEER.

THE COST OF FURNISHING, ERECTING, MAINTAINING, AND REMOVING THE REQUIRED SIGNS SHALL BE INCLUDED IN THE CONTRACT.

STD. 9-23

DRAWN	02-15-89
REVISED	03-27-08
REVISED	10-21-21
REVISED	05-27-22

UNEVEN LANES SIGN  
W8-11 (48" X 48")



COLORS:

LEGEND AND BORDER - BLACK NON-REFLECTORIZED  
BACKGROUND - ORANGE REFLECTORIZED

NOTE: PRIOR TO ALLOWING TRAFFIC ON ANY PORTION OF THE ROADWAY THAT HAS BEEN COLDMILLED OR BEFORE RESURFACING OPERATIONS BEGIN, THE CONTRACTOR SHALL HAVE ERECTED "UNEVEN PAVEMENT" SIGNS THAT CONFORM TO THE ABOVE DETAILS. A MINIMUM OF ONE SIGN AT EACH END OF THE IMPROVEMENT WILL BE REQUIRED. THE CONTRACTOR SHALL MAINTAIN THE "UNEVEN PAVEMENT" SIGNS UNTIL THE RESURFACING OPERATIONS ARE COMPLETED.

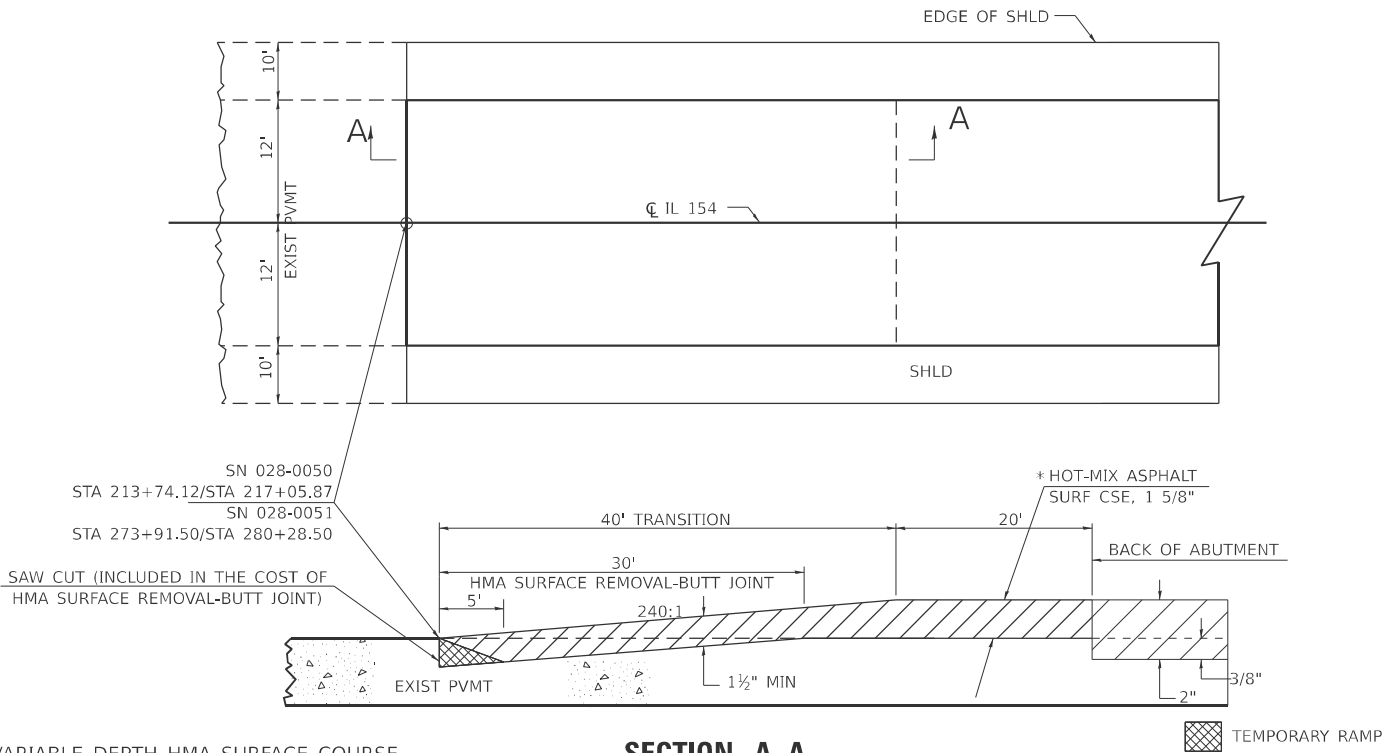
IF AT ANY TIME THE SIGNS ARE IN PLACE BUT NOT APPLICABLE, THEY SHALL BE TURNED FROM THE VIEW OF MOTORISTS OR COVERED AS DIRECTED BY THE ENGINEER.

THE COST OF FURNISHING, ERECTING, MAINTAINING, AND REMOVING THE REQUIRED SIGNS SHALL BE INCLUDED IN THE CONTRACT.

STD. 9-24

DRAWN	02-15-89
REVISED	05-08-08
REVISED	10-21-21
REVISED	05-27-22

BUTT JOINT DETAILS



\*VARIABLE DEPTH HMA SURFACE COURSE IS INCLUDED IN THE COST OF HOT-MIX ASPHALT SURFACE COURSE, IL-9.5FG, MIX "D", N70

MODEL: General Details [Sheet]  
FILE NAME: c:\p\work\wilson\stdad1127992\0978878-Typicals.dgn

	USER NAME = david.a.wilson	DESIGNED -	REVISED -
		DRAWN -	REVISED -
		CHECKED -	REVISED -
	PLOT DATE = 11/4/2025	DATE -	REVISED -

STATE OF ILLINOIS  
DEPARTMENT OF TRANSPORTATION

ROUGH GROOVED SURFACE SIGN, UNEVEN LANES SIGN  
BUTT JOINT DETAILS

SCALE: SHEET 1 OF 1 SHEETS STA. TO STA.

F.A.P RTE.	SECTION	COUNTY	TOTAL SHEETS	SHEET NO.
845	D9 Bridge Overlay 2026-10	Franklin	13	13
CONTRACT NO. 78B78				
ILLINOIS FED. AID PROJECT				