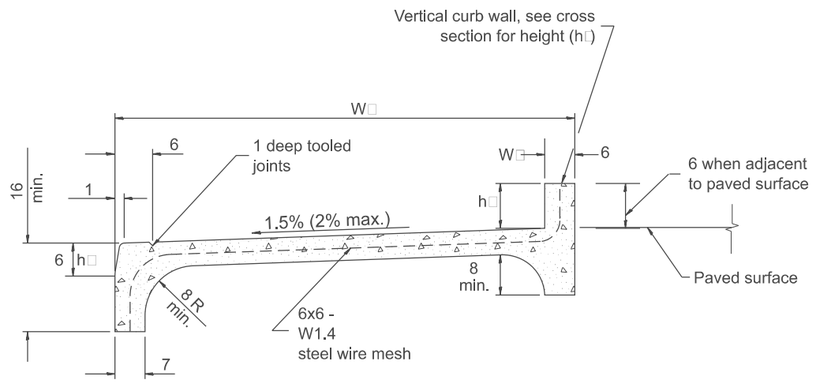

COMBINATION CONCRETE CURB-SIDEWALK 4" (SPECIAL)

Measurement formula: (W□+ W□+ h□+ h□) x length constructed = Payment area in square feet

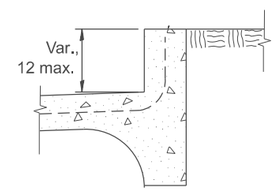

WITH TURF BORDER

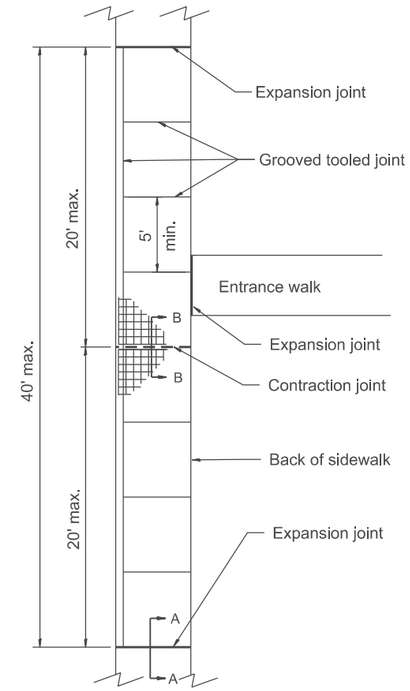

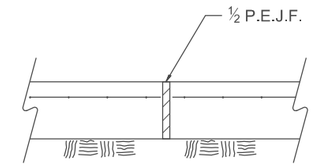

SEC. A-A

Expansion Joint

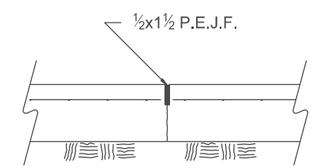

SEC. B-B

Contraction Joint

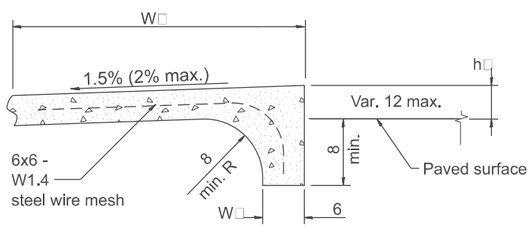

ALTERNATE BACK DETAIL

WHEN SIDEWALK GRADE ABOVE EXISTING GRADE

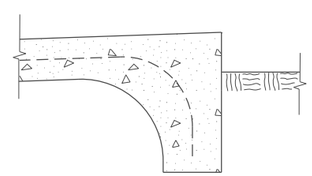

WITH TURF BORDER

GENERAL NOTES:

1. All provisions in Section 424 of the Standard Specifications shall apply, unless otherwise shown.

All dimensions are in inches unless otherwise noted.

DESIGNER NOTES:
1. THIS DRAWING SHOULD BE USED IN CONJUNCTION WITH STATE STANDARD 424001 AND DISTRICT CADD STDS. "CURB RAMPS ACCESSIBLE TO THE DISABLED" AND " COMBINATION CONCRETE CURB & SIDEWALK 4" (100mm).

MODEL: SHT_PLAN
FILE NAME: C:\Bentley\CONNECT\10.11\Organization-Cnfig\DOT_Standards\Cnfig\DOT_Sheets.cat

USER NAME = Eric.Thomas	DESIGNED -	REVISED -	
	DRAWN -	REVISED -	
	CHECKED -	REVISED -	
PLOT DATE = 12/7/2022	DATE -	REVISED -	

STATE OF ILLINOIS
DEPARTMENT OF TRANSPORTATION

COMBINATION CONCRETE CURB-SIDEWALK 4", (SPECIAL)

SCALE: NOT TO SCALE | SHEET OF SHEETS | STA. TO STA.

F.A. RTE.	SECTION	COUNTY	TOTAL SHEETS	SHEET NO.
DISTRICT 4 DETAIL NO. 424106		CONTRACT NO.		
	ILLINOIS	FED. AID PROJECT		