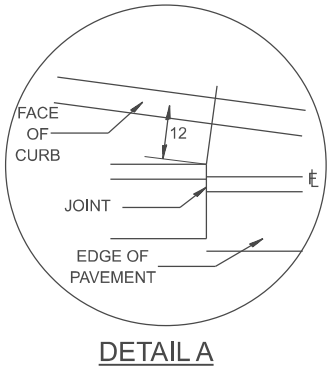
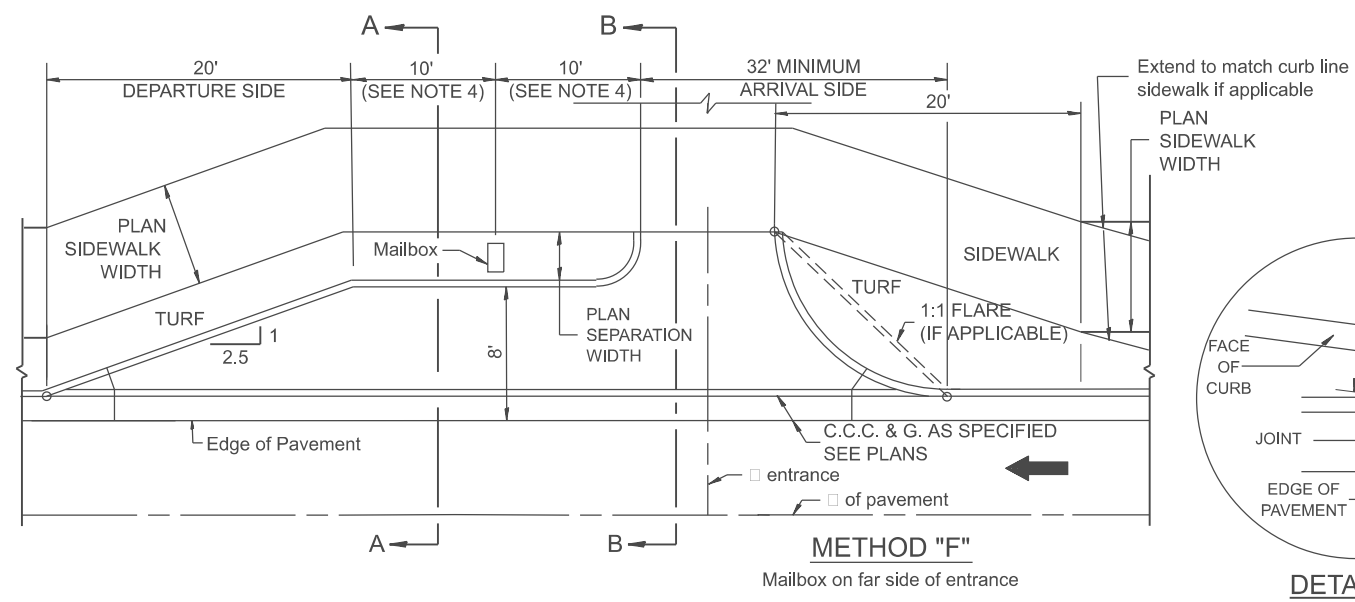
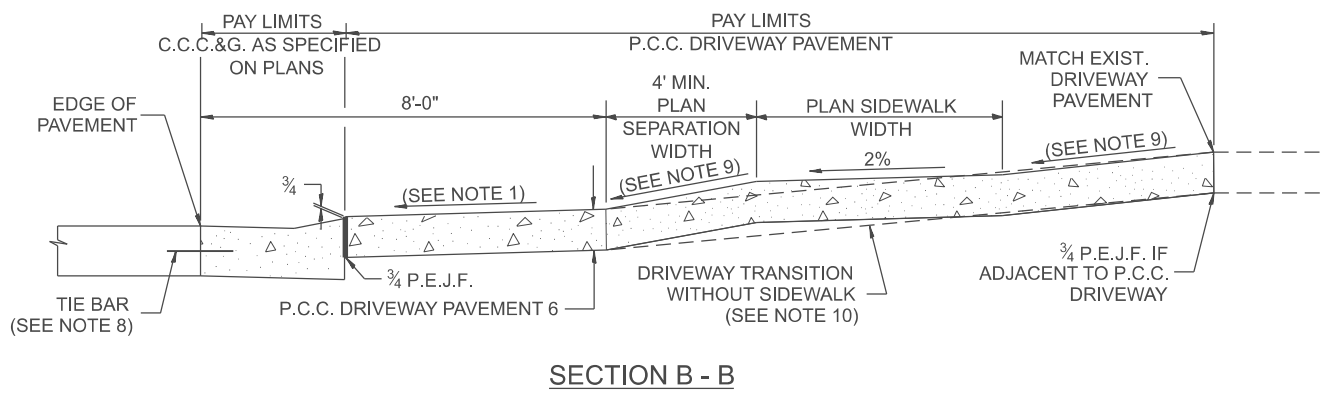
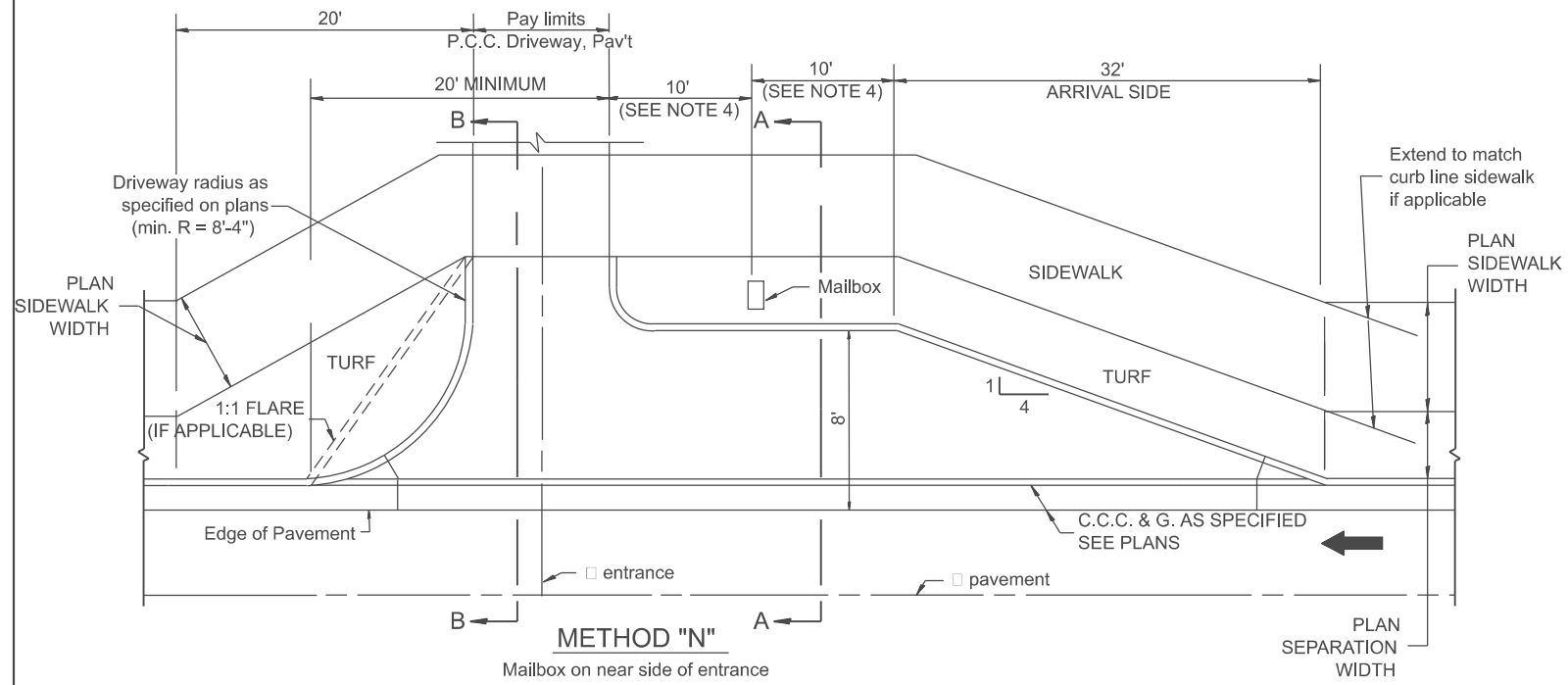
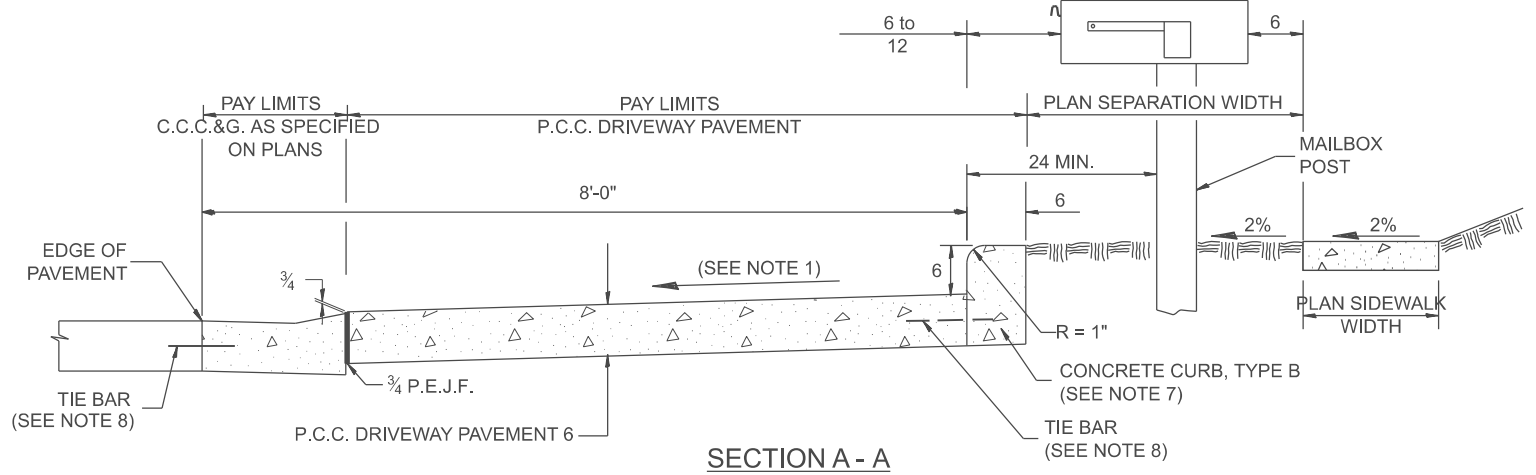
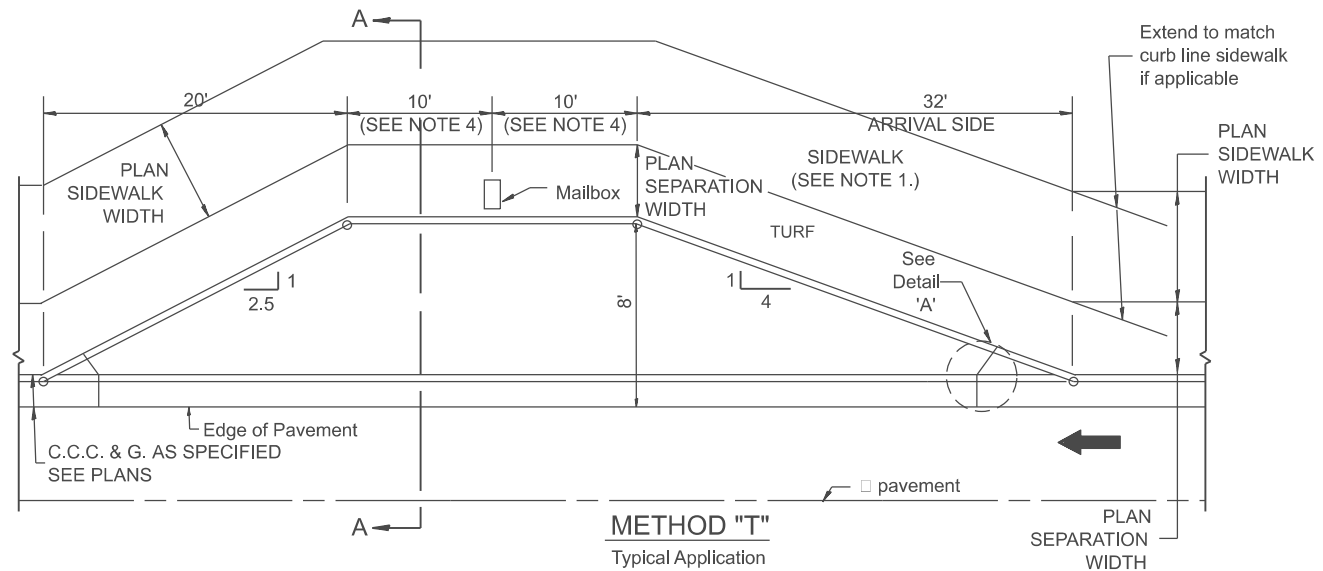


DESIGNER NOTES:
 1. THIS DRAWING SHOULD BE USED IN URBAN AREAS (CURB & GUTTER) WHEN ALTERNATE METHODS OF MAIL DELIVERY IS NOT AN OPTION (I.E. SIDEROAD DELIVERY; POST OFFICE BOX, WALK ROUTES, ETC) PRIOR TO USE. DISCUSSIONS WITH THE LOCAL POSTMASTER/ MUNICIPALITY SHOULD BE HELD TO DETERMINE APPROPRIATE MAIL DELIVERY OPTION.
 2. CONSIDERATION SHOULD BE GIVEN TO CONTINUOUS PAVING OF TURNOUTS AT LOCATIONS WHERE THE DISTANCE BETWEEN TURNOUT CONTROL POINTS IS LESS THAN 50'.

MODEL: SHT_PLAN
 FILE NAME: C:\Bentley\CONNECT110\Organization\ChilidDOT_Standards\Cadd\DOT_Sheets.dwg



GENERAL NOTES

1. Cross slope 2% to 4% (max) adjacent to normal crown roadway. See plans for turnout slopes on super elevated horizontal curves.
2. Mailboxes shall be mounted such that the face of the mailbox is 6 to 12 and the post a minimum of 24 from the face of the turnout curb.
3. The mailbox turnout shall be constructed according to Section 423 of the Standard Specification, with grooves at approximately 10'-0" centers.
4. If more than one mailbox is present, this dimension shall be measured from the end box in each direction.
5. Refer to the plans for entrance width, length and surface type.
6. Driveway curbs shall be tapered from the full height to ground level in a distance of approximately 24 when applicable.
7. The Concrete Curb, Type B shall be included in the cost of P.C.C. Driveway Pavement. It is the contractor's option to pour the Concrete Curb, Type B monolithically with the driveway pavement. If it is poured separately, the Concrete Curb, Type B shall be constructed in accordance with Standard 606001 and connected to the proposed Driveway Pavement with tie bars.
8. Tie bars shall be placed in accordance with Standard 606001 and shall be included in the cost of the specified C.C.C.&G.
9. Cross slope to be constructed as given in the plans and District CADD Standards for urban entrances.
10. Where there is no sidewalk behind proposed turnout, the cross slope is to be constructed as given in the plans from back of turnout to where driveway matches existing.

All dimensions are in inches unless otherwise noted.

USER NAME = Eric.Thomas	DESIGNED -	REVISED -
	DRAWN -	REVISED -
	CHECKED -	REVISED -
PLOT DATE = 12/7/2022	DATE -	REVISED -

**STATE OF ILLINOIS
DEPARTMENT OF TRANSPORTATION**

MAILBOX TURNOUTS IN CURB AND GUTTER SECTION

SCALE: NOT TO SCALE SHEET OF SHEETS STA. TO STA.

F.A. RTE.	SECTION	COUNTY	TOTAL SHEETS	SHEET NO.
DISTRICT 4 DETAIL NO. 423201		CONTRACT NO.		
ILLINOIS FED. AID PROJECT				