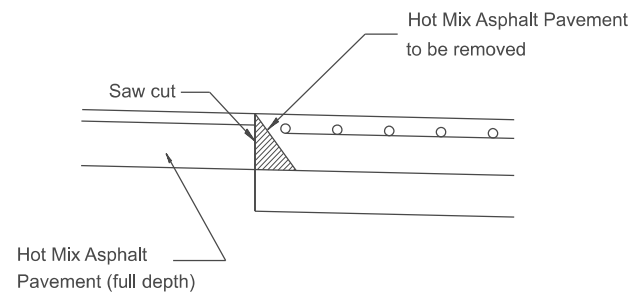
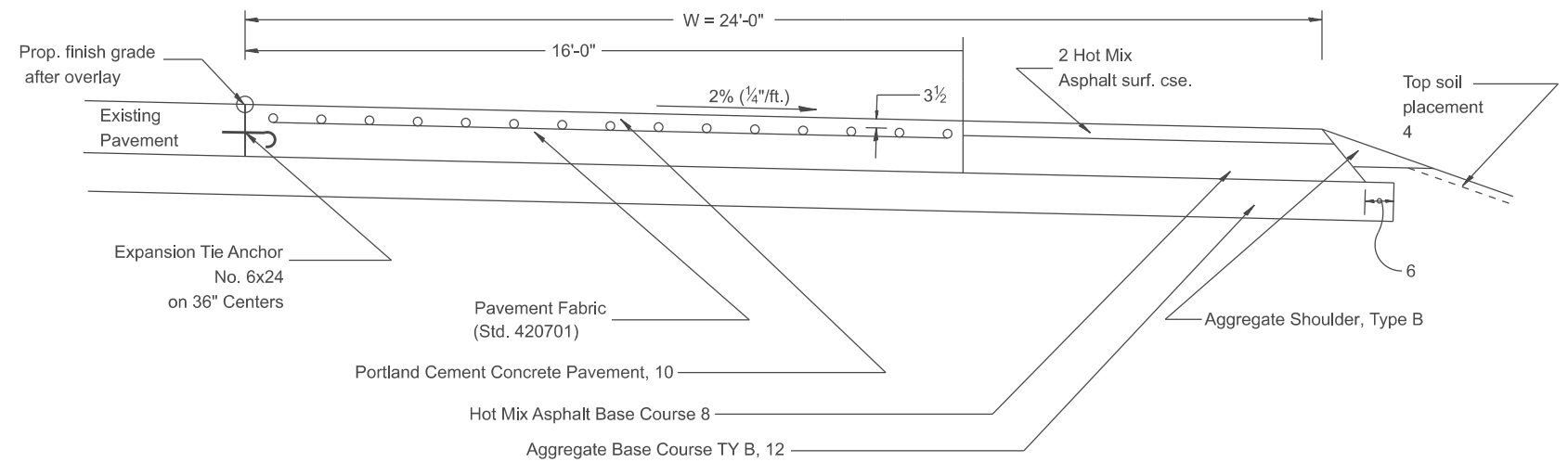


PLAN



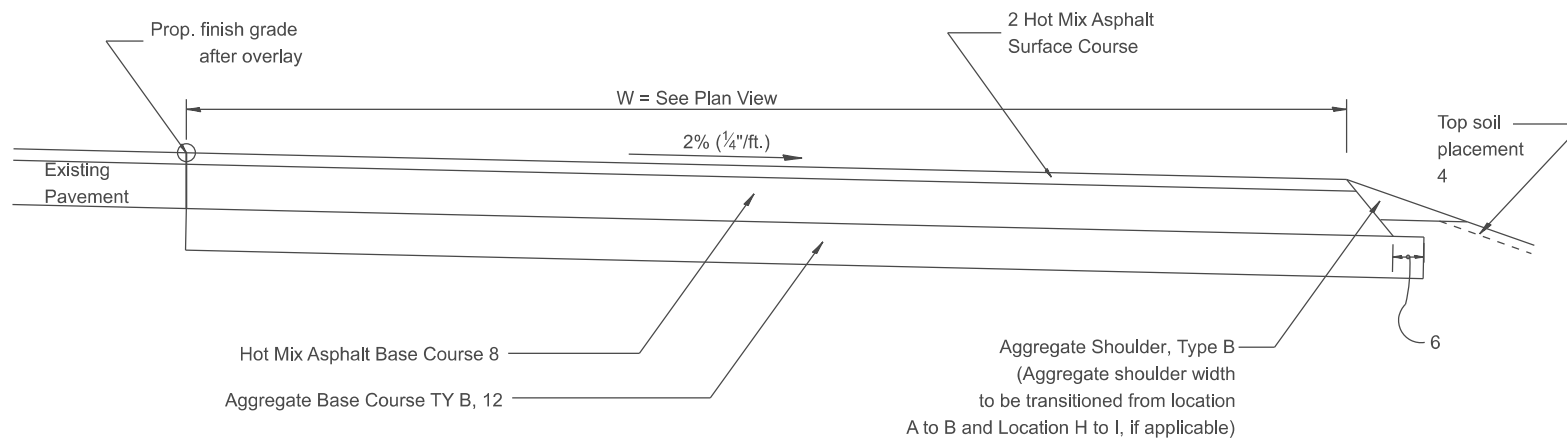
SPECIAL DETAIL

(Saw cut @ P.C.C. Pad, if applicable)



TYPICAL SECTION @ P.C.C. PAD

LOCATION D TO E



TYPICAL SECTION

LOCATION A TO D
LOCATION E TO I

GENERAL NOTES

1. The P.C.C. pavement shall be constructed without any joints.
2. The maximum longitudinal grade of P.C.C. pad shall be ± 2%.

All dimensions are in inches unless otherwise noted.

DESIGNER NOTE:
 MODEL: SHT_PLAN
 1. INCLUDE STANDARD 420701 IN PLANS.
 FILE NAME: C:\Bentley\CONNECT\10110\organization\ChillIDOT_Standards\CallIDOT_Sheets.cad

USER NAME = Eric.Thomas	DESIGNED -	REVISED -
	DRAWN -	REVISED -
	CHECKED -	REVISED -
PLOT DATE = 12/7/2022	DATE -	REVISED -

STATE OF ILLINOIS
DEPARTMENT OF TRANSPORTATION

PORTABLE SCALE TURNOUT FOR WIDENING & RESURFACING
AND RESURFACING PROJECTS

SCALE: NOT TO SCALE SHEET OF SHEETS STA. TO STA.

F.A. RTE.	SECTION	COUNTY	TOTAL SHEETS	SHEET NO.
DISTRICT 4 DETAIL NO. 420201		CONTRACT NO.		
ILLINOIS FED. AID PROJECT				