







-  Existing Metra Stations
-  Existing Metra Lines
-  Study Area Boundary
-  1/2 Mile Buffer - Metra Star Line Corridor
-  Proposed Metra Star Line Corridor
-  1/2 Mile Buffer - Existing Metra Stations

STUDY AREA EMPLOYMENT	
2007	2030 Baseline
532,290	636,021
1/2 Mile - Access to Metra Stations	
2007	2030 Baseline ⁽¹⁾
81,400	228,500

⁽¹⁾ - Employment numbers include 1/2 Mile Buffer along Proposed Metra Star Line corridor within the Study Area due to lack of sufficient information on exact station locations

Elgin O'Hare - West Bypass
2007 and 2030 Access to Metra Stations (Employment)

Exhibit 5-9