





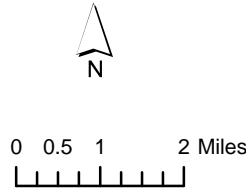


-  Study Area
-  Freeway
-  Study Area Interchange Locations
- Accessibility from Interchange within Study Area**
-  5 Minutes
-  10 Minutes
-  > 10 Minutes



Elgin O'Hare - West Bypass
Accessibility From Freeway Interchanges within the Study Area (Contours)
PM Peak Period Congested Travel Times
Exhibit 5-7