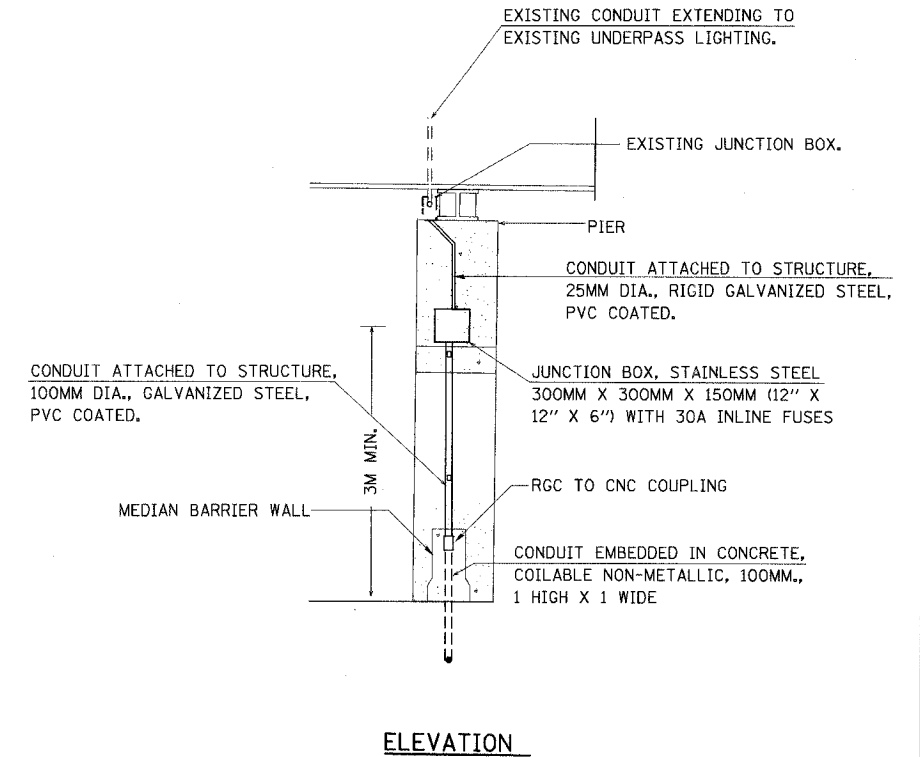
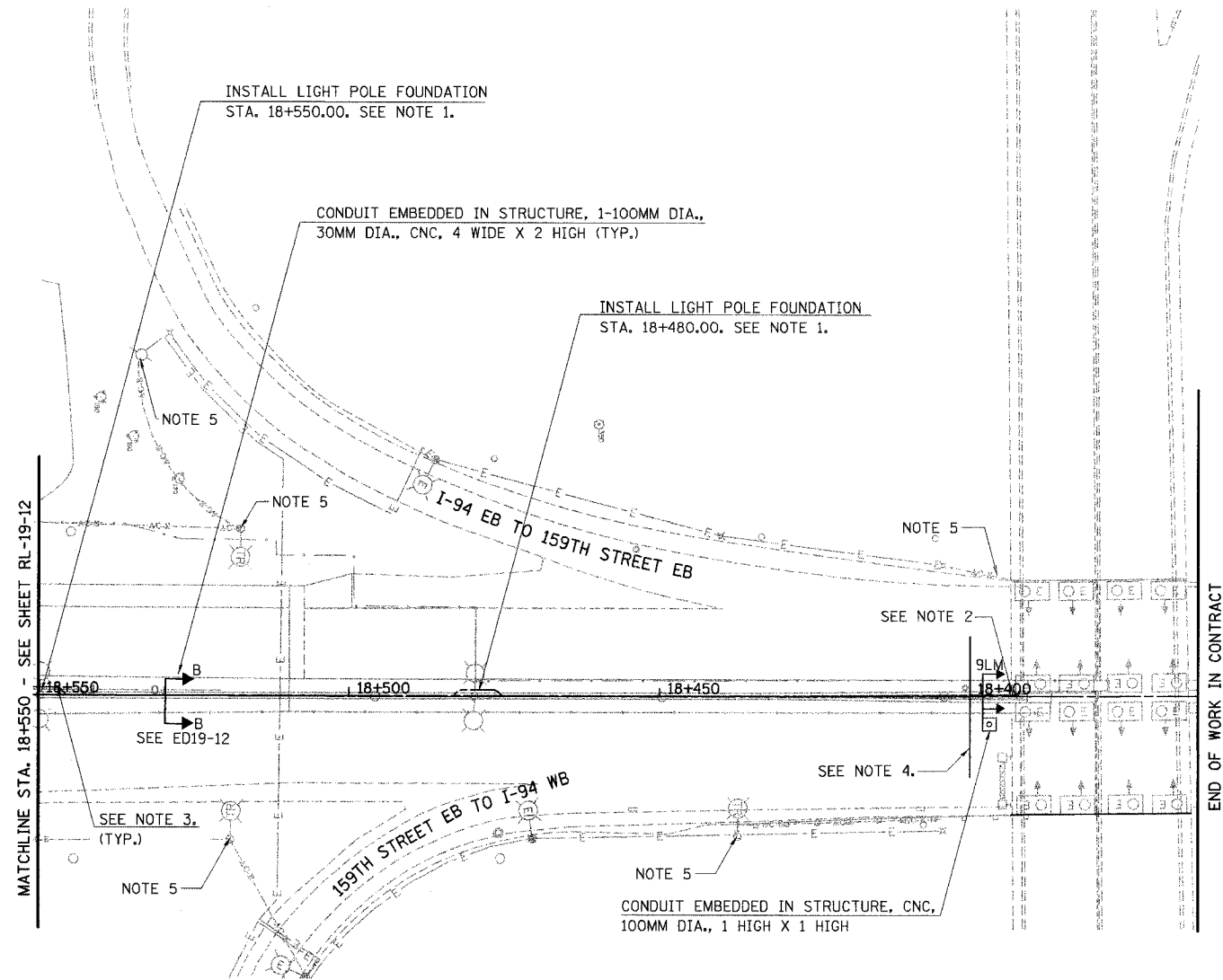
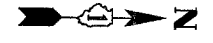


F.A.I. RTE	SECTION	COUNTY	TOTAL SHEETS	SHEET NO.
80/94	*	COOK	870	429
STA.		TO STA.		
FED ROAD DIST. NO.		ILLINOIS FED. AID PROJECT		



NOTES:

1. INSTALL FOUNDATION, CONDUITS, AND ANCHOR BOLTS FOR LIGHT POLE. CONTRACTOR TO COORDINATE THROUGH IDOT WITH CONTRACT 62664 TO OBTAIN ANCHOR BOLTS & ASSURE PROPER INSTALLATION. LIGHT POLE IS INSTALLED IN CONTRACT 62664. CONDUITS INSTALLED IN FOUNDATION SHALL BE 100MM DIA. RGS CONDUIT. SEE ED19-8.
2. EXTEND 100MM DIA. CNC IN MEDIAN TO BRIDGE PIER. SEE DETAIL ON THIS SHEET.
3. ROUTE 30MM DIA. CNC DUCT BANK AROUND LIGHT POLE FOUNDATION. THIS WILL BE PAID FOR AS "CONDUIT ENCASED, REINFORCED CONCRETE, 30MM DIA. CNC, 4 WIDE X 2 HIGH". LIGHTING CONDUIT IS ATTACHED TO CONDUIT IN LIGHT POLE FOUNDATION. SEE CONDUIT ROUTING DETAIL ED19-11.
4. SEE DETAIL ED19-10 FOR DUCT BANK TERMINATION DETAIL. STA. 18+400. DUCT BANK FROM THIS POINT ON WILL ONLY INCLUDE THE 100MM DIA. LIGHTING CONDUIT.
5. THIS ITEM IS INSTALLED AND REMOVED DURING CONTRACT 62108 WITH CONCURRENT WORK UNDER CONSTRUCTION BY CONTRACT 62664.
6. ALL PVC ENCASED OR EMBEDDED IN CONCRETE WILL BE PVC SCHEDULE 40. (TYP.)

RL19-13

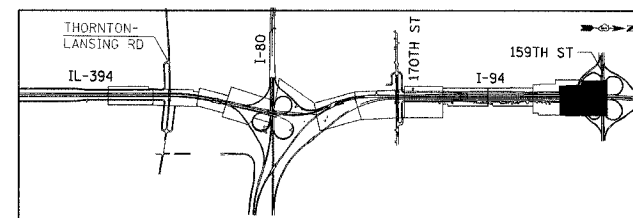
ILLINOIS DEPARTMENT OF TRANSPORTATION
I-94 EAST BOUND / IL 394 SOUTH BOUND

ROADWAY CONDUIT PLAN
STA. 18+400 TO STA. 18+550

HORIZ SCALE: 1:500
VERT SCALE:
DATE: JULY 18, 2005

DRAWN BY: SPR
CHECKED BY: BB

HNTB



REVISIONS	
NAME	DATE