

SIGN NUMBER	1C0161094R074.3
WIDTH x HGHT.	5120mm x 2490mm
BORDER WIDTH	50mm
CORNER RADIUS	225mm
MOUNTING	Overhead
BACKGROUND	TYPE: Reflective COLOR: Green
LEGEND/BORDER	TYPE: Reflective COLOR: White

SYMBOL	X	Y	WID	HT
ML_4	452	1151	900	900
M148_2	3388	1151	900	900

Dimensions are in mm
Letter locations are panel edge to lower left corner

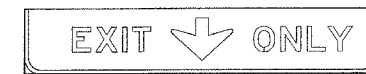
Y FONT	LETTER POSITIONS (X)												LENGTH	SERIES/SIZE			
1675	W	E	S	T													EM375,EM300
EM	1726	2196	2484	2790												1286	
451	T	O	R	R	E	N	C	E		A	V	E					EM400/300
EM	454	830	1222	1514	1773	2160	2545	2898	3156	3556	4026	4410				4216	



SIGN NUMBER	1C0161094R074.3
WIDTH x HGHT.	5120mm x 750mm
BORDER WIDTH	50mm
CORNER RADIUS	225mm
MOUNTING	Overhead
BACKGROUND	TYPE: Reflective COLOR: Green
LEGEND/BORDER	TYPE: Reflective COLOR: White

Dimensions are in mm
Letter locations are panel edge to lower left corner

Y FONT	LETTER POSITIONS (X)												LENGTH	SERIES/SIZE			
225	E	X	I	T	1	6	1										EM300,EM375
EM	2764	3050	3376	3499	4098	4308	4709									2057	

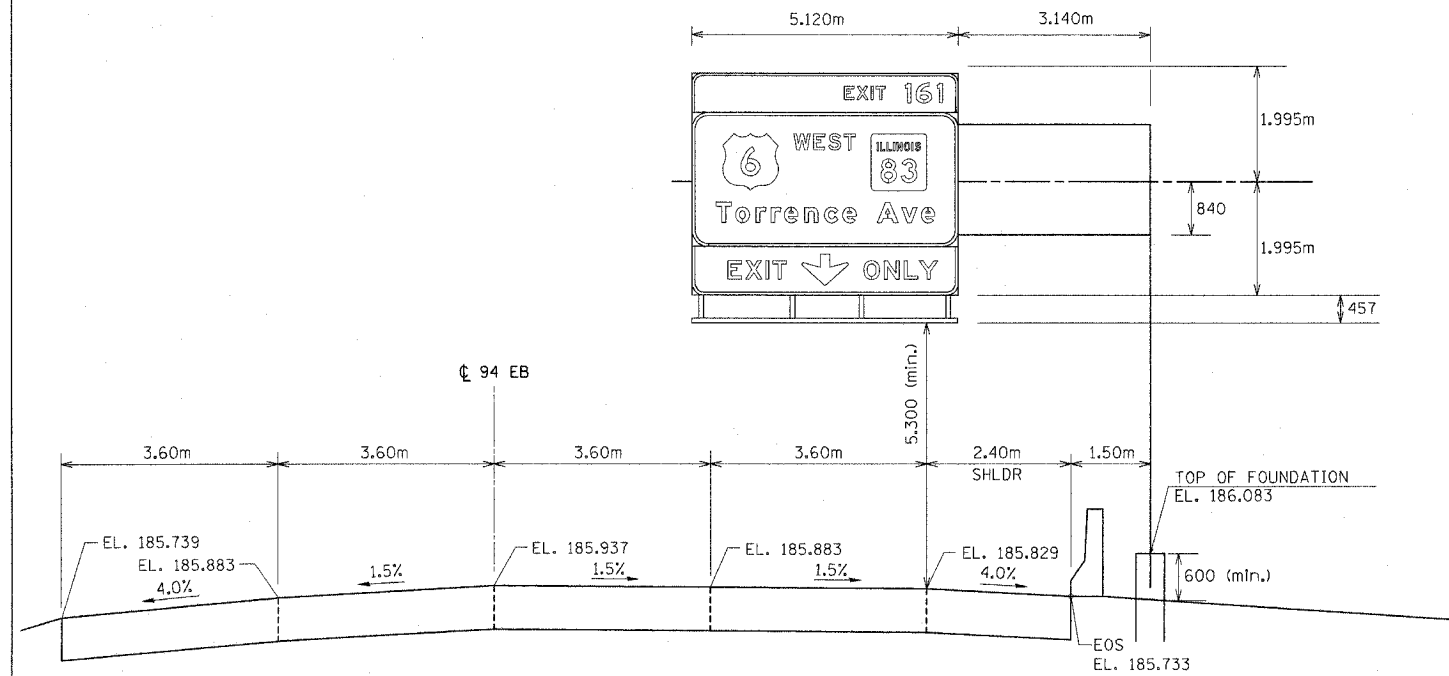


SIGN NUMBER	1C0161094R074.3
WIDTH x HGHT.	5120mm x 750mm
BORDER WIDTH	50mm
CORNER RADIUS	225mm
MOUNTING	Overhead
BACKGROUND	TYPE: Reflective COLOR: Yellow
LEGEND/BORDER	TYPE: Reflective COLOR: Red / Black

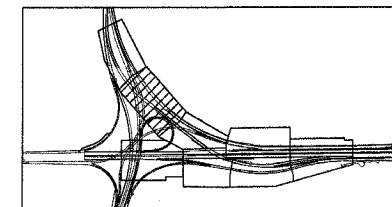
Dimensions are in mm
Letter locations are panel edge to lower left corner

SYMBOL	X	Y	WID	HT
ARDDOWN	2262	170	600	412

Y FONT	LETTER POSITIONS (X)												LENGTH	SERIES/SIZE			
225	E	X	I	T													EM300
EM	1002	1288	1614	1738												958	
225	O	N	L	Y													EM300
EM	3161	3490	3811	4056												1199	



STA. 20+935 @ I-94 EB
CROSS SECTION LOOKING SOUTH
SN 1C0161094R074.3



REVISIONS	
NAME	DATE

ILLINOIS DEPARTMENT OF TRANSPORTATION
I-94 EASTBOUND / IL 394 SOUTHBOUND

SIGN PANEL
MOUNTING DETAILS

DATE: JULY 18, 2005
DRAWN BY: CTT
CHECKED BY: RCH

McDonough Associates Inc.
Engineers / Architects

SI-8