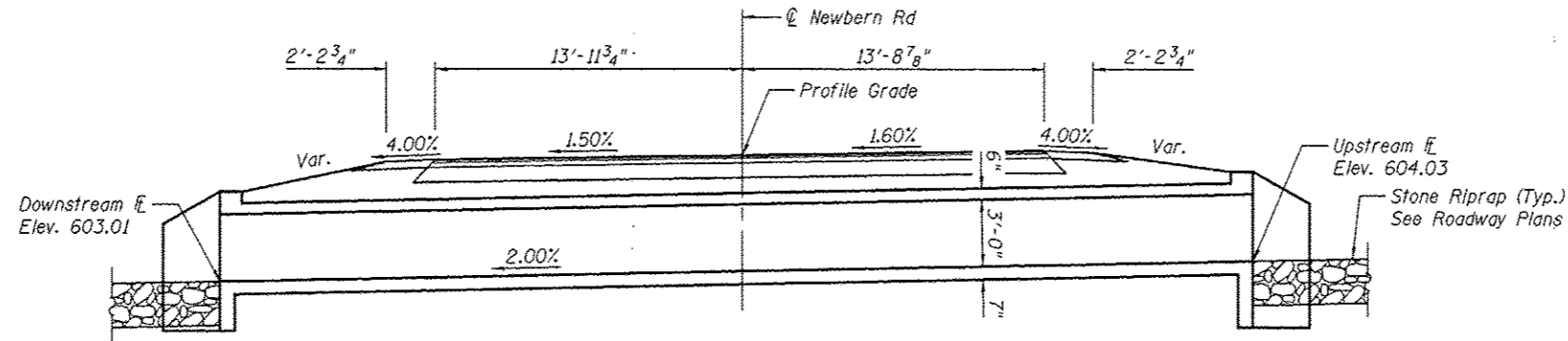
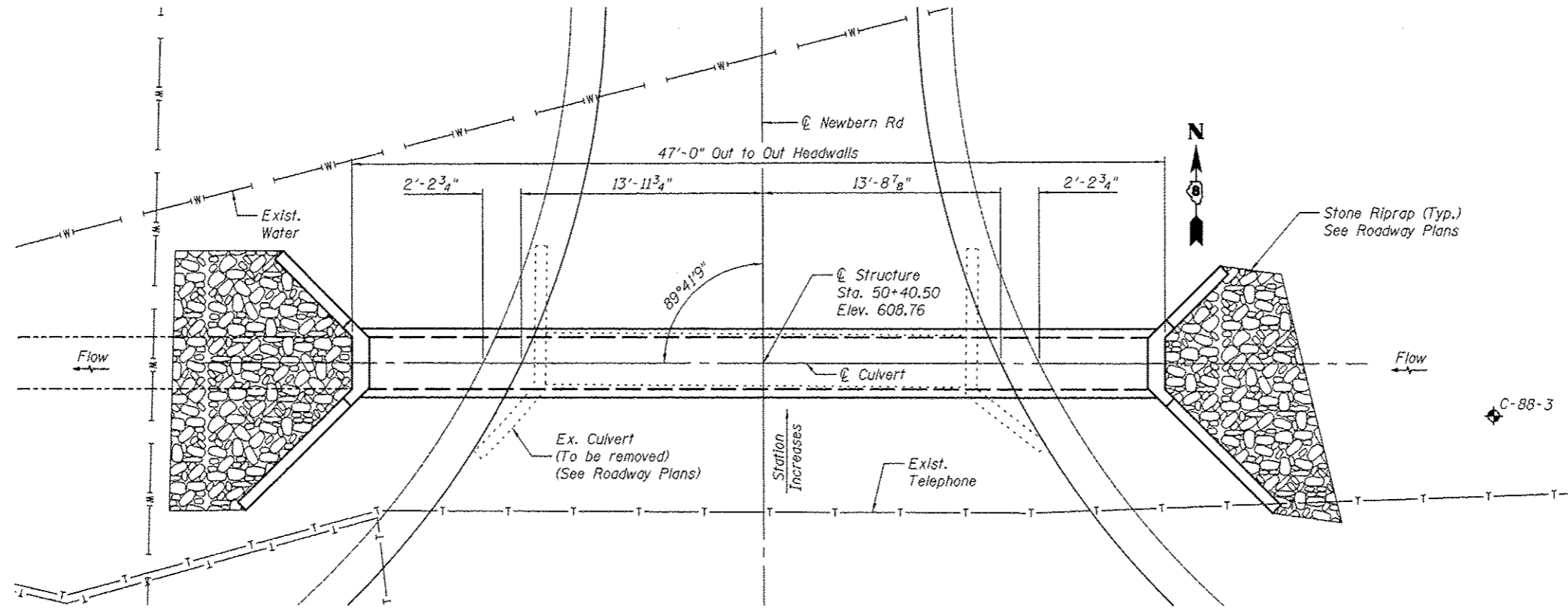


PRINT DATE: 8/7/2014 11:45:07 AM Y:\141018 IDOT BLA W034 Culvert Replacements\DCN\Bridges\Final\Plotsheets\16789-277_5040_GPE.dgn



ELEVATION



GENERAL PLAN

INDEX OF SHEETS

1. General Plan and Elevation
2. Cast in Place Culvert Details

GENERAL NOTES

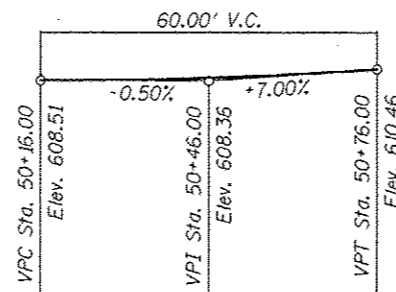
Precast alternate is not allowed.

DESIGN STRESSES

FIELD UNITS

$f'_c = 3,500$ psi
 $f_y = 60,000$ psi (Reinforcement)

LOADING HL-93



PROFILE GRADE
(Newbern Rd)

TOTAL BILL OF MATERIAL

ITEM	UNIT	TOTAL
Reinforcement Bars	Pound	2,870
Concrete Box Culverts	Cu. Yd.	18.3



Signed:
 Date: 8/7/2014
 License Expires: 11/30/2014

GENERAL PLAN & ELEVATION
NEWBERN ROAD
SECTION 101-2RS-1
JERSEY COUNTY
STATION 50+40.50

EFK Moen, LLC
 Civil Engineering Design
 303 Fountain Parkway, Suite 240
 Fairview Heights, IL 62208
 Phone 618-206-4250

USER NAME = cdl	DESIGNED - CMC	REVISED -
PLOT SCALE = 0.1867" / 1"	CHECKED - CTW	REVISED -
PLOT DATE = 8/7/2014	DRAWN - JAA	REVISED -
	DATE - 8/7/2014	REVISED -

STATE OF ILLINOIS
DEPARTMENT OF TRANSPORTATION

GENERAL PLAN AND ELEVATION
3'x3' BOX CULVERT - STA. 50+40.50 NEWBERN RD.

SHEET NO. 1 OF 2 SHEETS

F.A.S. RTE.	SECTION	COUNTY	TOTAL SHEETS	SHEET NO.
• 749/752	101-2RS-1	JERSEY	438	277
ILLINOIS FED. AID PROJECT			CONTRACT NO. 76789	