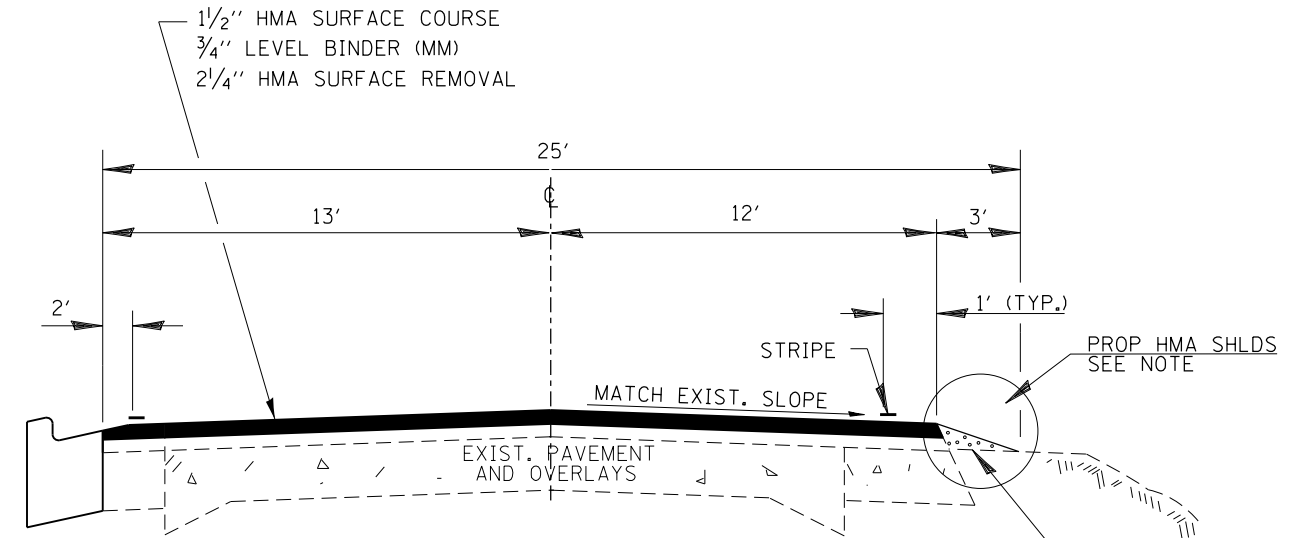
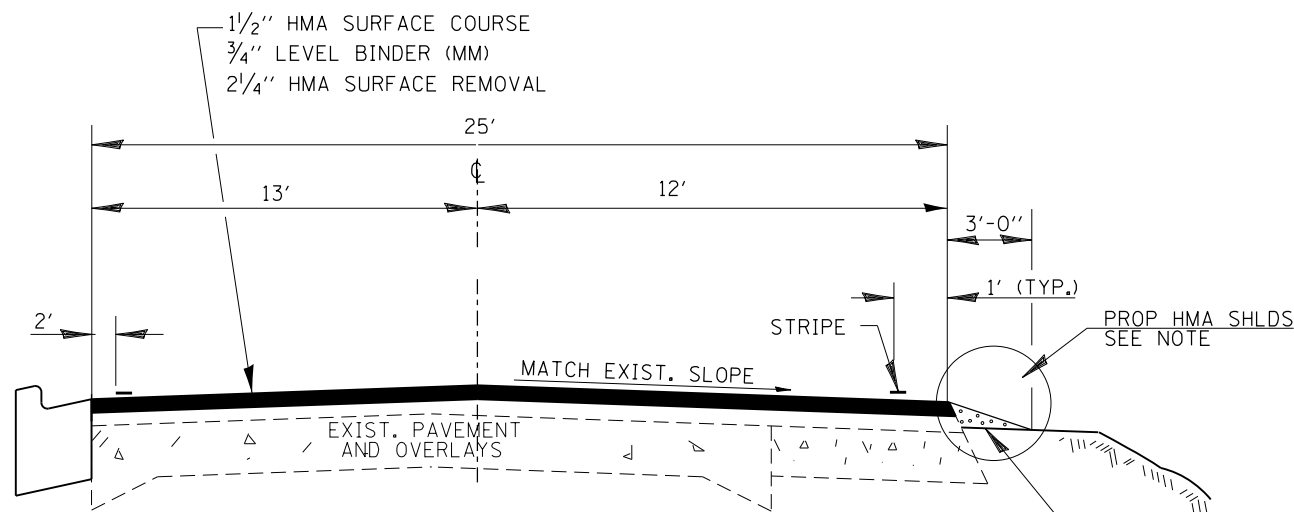


**PROPOSED
TYPICAL SECTION # 1**
STA. TO STA.
SEE SCHEDULE

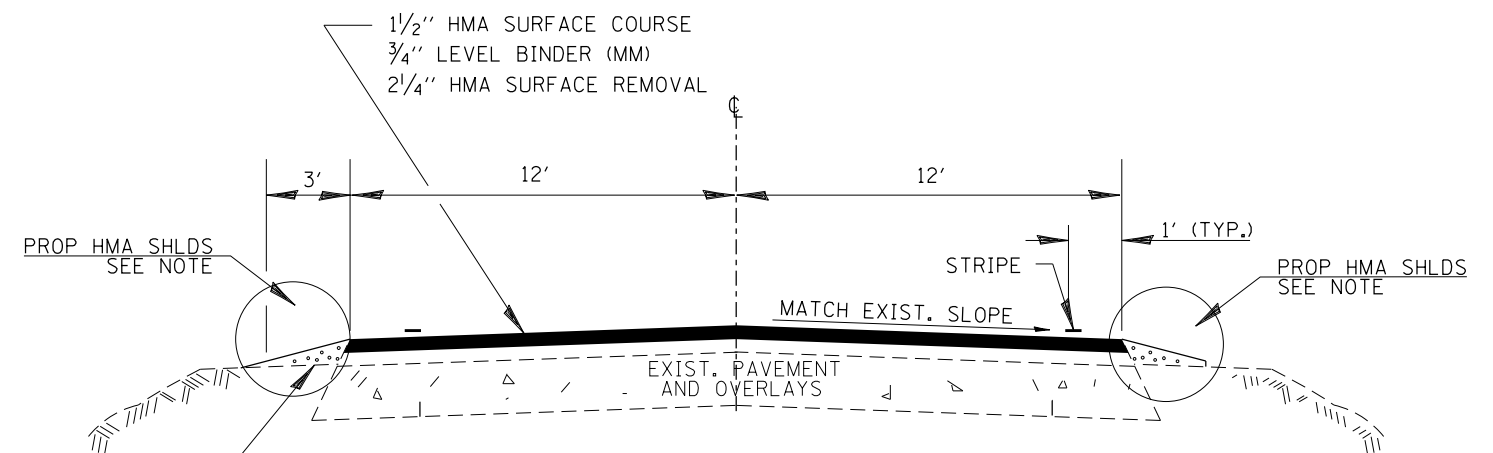


**PROPOSED
TYPICAL SECTION # 2**
STA. TO STA.
SEE SCHEDULE

NOTE:
HMA SAFETY SHOULDERS TO BE CONSTRUCTED AT THE WIDTHS AND AT THE APPROXIMATE LOCATIONS SHOWN ON THE SAFETY WORK SCHEDULE. EXACT LOCATIONS TO BE DETERMINED BY THE ENGINEER IN THE FIELD. 8" RUMBLE STRIPS WILL BE ADDED ON THIS PROJECT AT THE SAFETY SHOULDER LOCATIONS AND AS DIRECTED BY THE ENGINEER. STRIP REFLECTIVE CRACK CONTROL TO BE PLACED AT WIDENING JOINT. SEE HMA SHOULDER DETAIL.



**PROPOSED
TYPICAL SECTION # 3**
STA. TO STA.
SEE SCHEDULE



**PROPOSED
TYPICAL SECTION # 4**
STA. TO STA.
SEE SCHEDULE

| | | | |
|--|----------------------|------------|-----------|
| FILE NAME = | USER NAME = duncanbd | DESIGNED - | REVISED - |
| et:\pwork\pwork\dot\duncanbd\0228157\0368891-sht-typical.dgn | | DRAWN - | REVISED - |
| | | CHECKED - | REVISED - |
| | | DATE - | REVISED - |
| | | | |

**STATE OF ILLINOIS
DEPARTMENT OF TRANSPORTATION**

TYPICAL SECTIONS

SCALE: SHEET 1 OF 4 SHEETS STA. TO STA.

| | | | | |
|---------------------------|-------------|---------|--------------|-----------|
| F.A.P. RTE. | SECTION | COUNTY | TOTAL SHEETS | SHEET NO. |
| 623 | (G,H,O)RS-3 | LAS-GRU | 36 | 7 |
| CONTRACT NO. 66B91 | | | | |
| ILLINOIS FED. AID PROJECT | | | | |