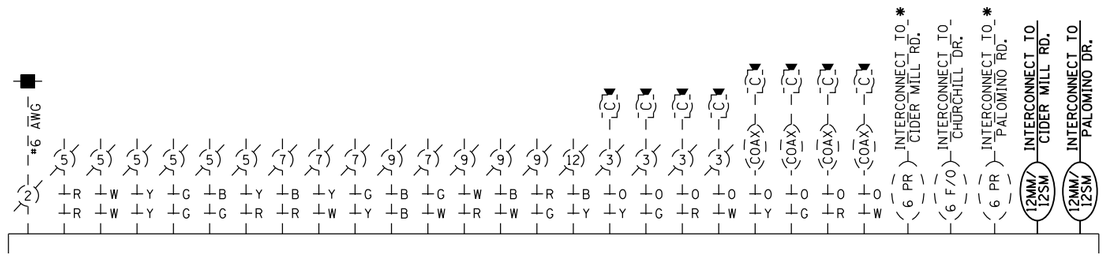

* CABLE TO BE REMOVED

MODIFY EXISTING CONTROLLER CABINET: INSTALL CUBE TAP ON EXISTING FIBER INTERFACE PANEL WITH TWO FIBER MODEMS IN EXISTING CABINET. INSTALL 'ST' FIBER INTERFACE CONNECTORS IN EXISTING ENCLOSURE.

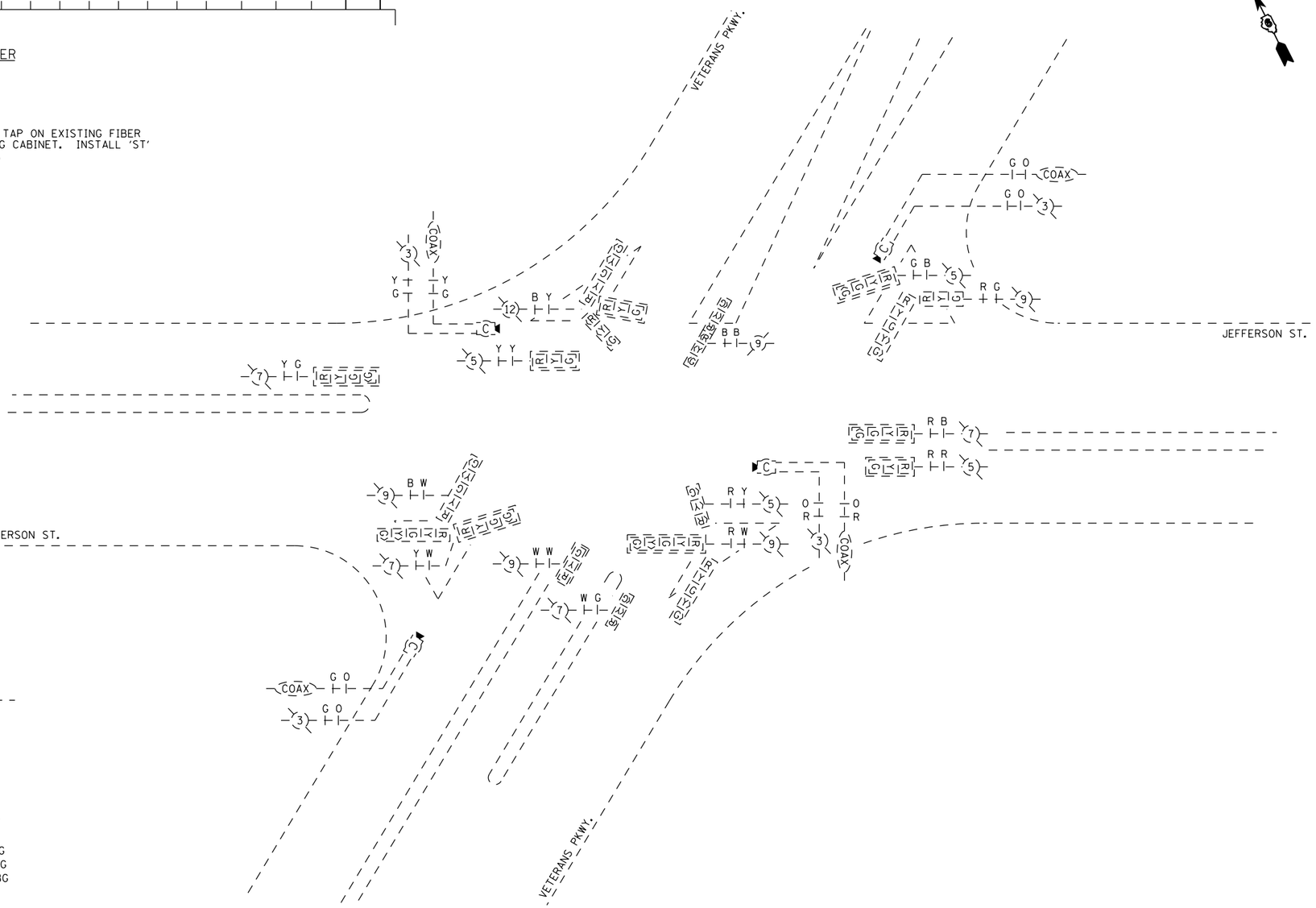

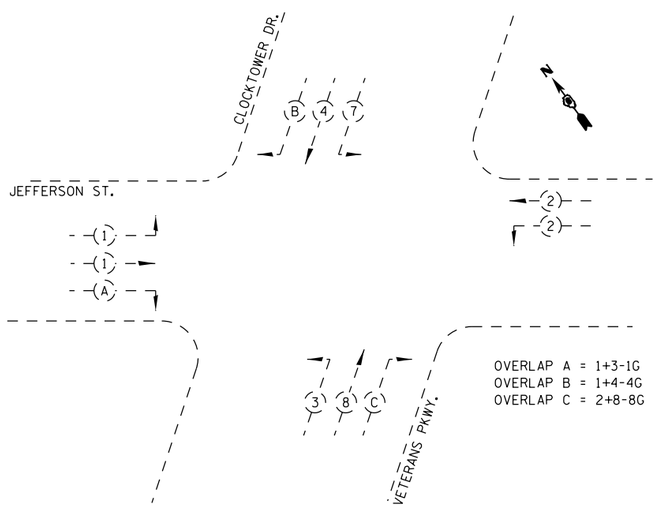

OVERLAP A = 1+3-1G
OVERLAP B = 1+4-4G
OVERLAP C = 2+8-8G

PHASE DESIGNATION DIAGRAM

NOT TO SCALE

USER NAME = sparksgw	DESIGNED -	REVISED -	
	DRAWN - BDM	REVISED -	
PLOT SCALE = 40.0000 ' / in.	CHECKED - JSA	REVISED -	
PLOT DATE = Aug-25-2011 09:07:42AM	DATE - 7/15/09	REVISED -	

STATE OF ILLINOIS
DEPARTMENT OF TRANSPORTATION

PROPOSED CABLE PLAN
VETERANS PKWY. & JEFFERSON ST.

SCALE: | SHEET NO. OF SHEETS | STA. TO STA.

F.A. RTE.	SECTION	COUNTY	TOTAL SHEETS	SHEET NO.
VAR.	*	SANGAMON	42	30
* D6 TRAF SIGNAL MOD 2011-1		CONTRACT NO. 72E38		
		ILLINOIS FED. AID PROJECT		

FILE NAME =
c:\pw_work\pwidot\sparksgw\d0278783\D672E38 sht 30.dgn