




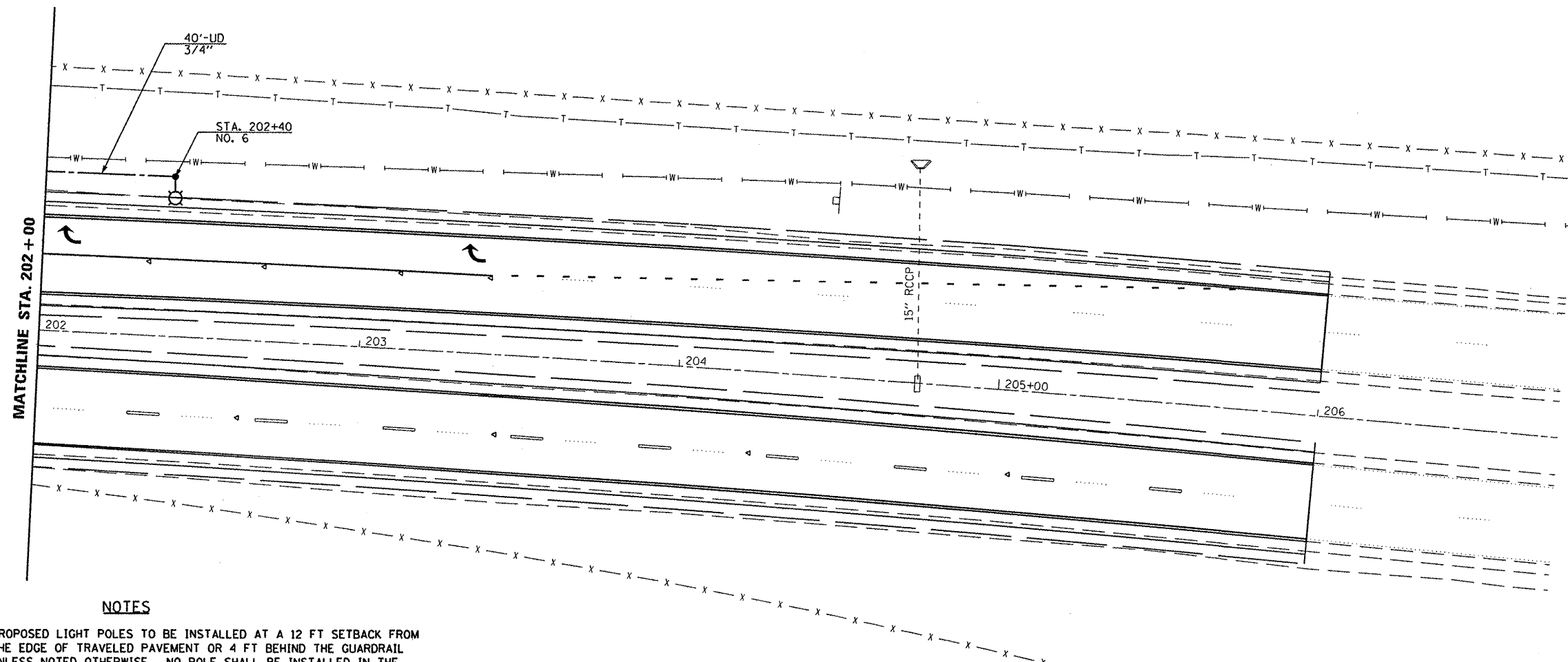


LEGEND

-  PROPOSED COMBINATION LIGHTING UNIT, 250W HPS LUMINAIRE, M-C-III, ARM TYPE AND LENGTH AS NOTED, 45' MOUNTING HEIGHT
-  PROPOSED LIGHTING UNIT, 45' M.H. ALUMINUM POLE, 15' MAST ARM, 250W HPS LUMINAIRE, M-C-III
-  PROPOSED LIGHTING CONTROLLER, PEDESTAL MOUNTED, 240V, 60A
-  UNIT DUCT, 600V, 2-1C NO. 10, 1/C NO. 10 GROUND (XLP-TYPE USE) 3/4" DIA. POLYETHYLENE
-  CONDUIT PUSHED, 2" DIA. PVC



| Palm Road & Chatham Road LIGHTING QUANTITIES | | |
|--|------|--|
| QUANTITY | UNIT | ITEM |
| 1 | EACH | ELECTRIC SERVICE INSTALLATION |
| 37 | FOOT | UNDERGROUND CONDUIT, PVC, 1 1/2" DIA. |
| 150 | FOOT | UNDERGROUND CONDUIT, PVC, 2" DIA. |
| 1068 | FOOT | UNIT DUCT, 600V, 2-1C, NO. 10, 1/C NO. 10 GROUND, (XLP-TYPE USE), 3/4" DIA. POLYETHYLENE |
| 1136 | FOOT | ELECTRIC CABLE IN CONDUIT, 600V (XLP-TYPE USE) 1/C, NO. 10 |
| 6 | EACH | LUMINAIRE, SODIUM VAPOR, HORIZONTAL MOUNT, 250 WATT |
| 814 | FOOT | TRENCH AND BACKFILL FOR ELECTRICAL WORK |
| 1 | EACH | LIGHTING CONTROLLER, PEDESTAL MOUNTED, 240 VOLT, 60 AMP |
| 4 | EACH | LIGHT POLE, ALUMINUM, 45 FT. M.H., 15 FT. MAST ARM |
| 4 | EACH | LIGHT POLE FOUNDATION, METAL, 15" BOLT CIRCLE, 8" X 6' |
| 16 | EACH | BREAKAWAY DEVICE, COUPLING WITH STAINLESS STEEL SCREEN |



NOTES

1. PROPOSED LIGHT POLES TO BE INSTALLED AT A 12 FT SETBACK FROM THE EDGE OF TRAVELED PAVEMENT OR 4 FT BEHIND THE GUARDRAIL UNLESS NOTED OTHERWISE. NO POLE SHALL BE INSTALLED IN THE FLOWLINE OF DITCH. POLE SETBACK TO BE ADJUSTED IF NECESSARY AS DIRECTED BY THE ENGINEER.

| | | | | | | | | | | | | |
|--|-----------------------------|------------|-----------|---|-------------------------------|-----------|-----------|---------------------------|-------------|----------|--------------|-----------|
| FILE NAME = | USER NAME = sparksgw | DESIGNED - | REVISED - | STATE OF ILLINOIS DEPARTMENT OF TRANSPORTATION | PROPOSED LIGHTING PLAN | | | F.A.P. RTE. | SECTION | COUNTY | TOTAL SHEETS | SHEET NO. |
| ct:\pwork\puidat\sparksgw\0278688\0672CB7_sht_lighting-plan_01.dgn | PLOT SCALE = 48,0000' / in. | DRAWN - | REVISED - | | | | | 7998 | 110TS, N, L | SANGAMON | 95 | 47 |
| PLOT DATE = Sep-01-2011 12:36:06PM | DATE - | CHECKED - | REVISED - | | CONTRACT NO. 72CB7 | | | ILLINOIS FED. AID PROJECT | | | | |
| | | DATE - | REVISED - | | SCALE: | SHEET NO. | OF SHEETS | STA. | TO STA. | | | |