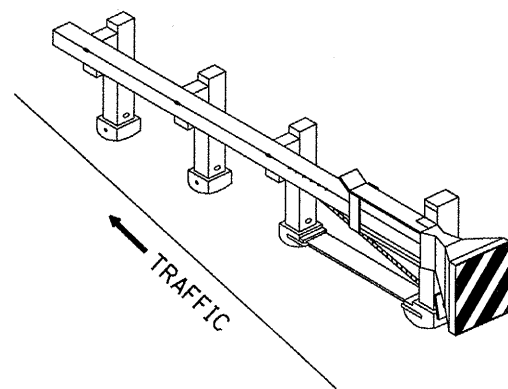
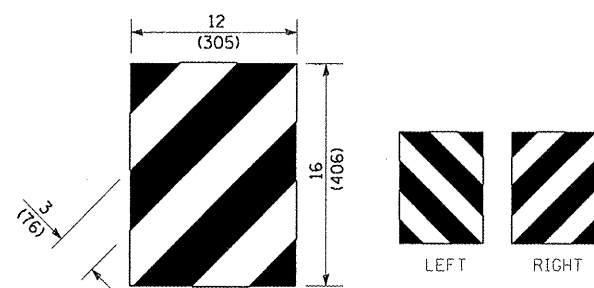


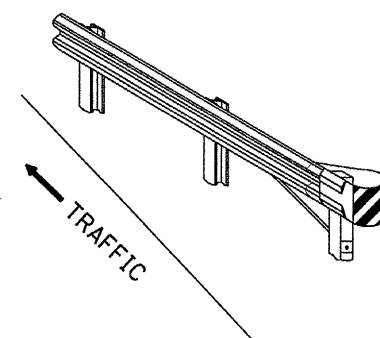
For Traffic Barrier Terminal Type 1 (Special)



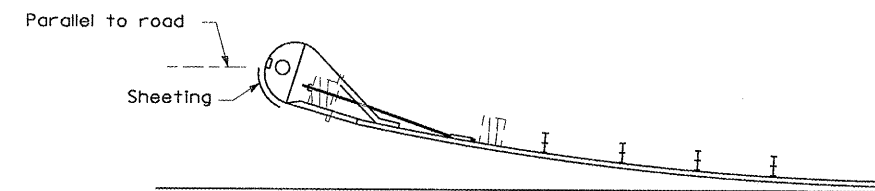
Standard Treatment - Direct Applied Sheeting  
Traffic Barrier Terminal Type 1 (Special)



For Traffic Barrier Terminal Type (\*)  
and Post Mount  
• See Plans for Type



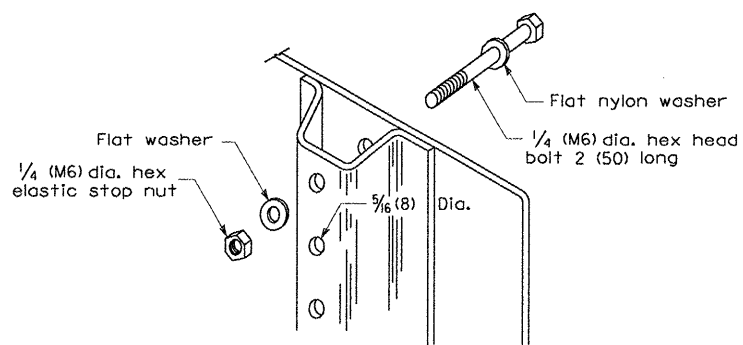
Standard Treatment - Direct Applied Sheeting  
Traffic Barrier Terminal Type (\*)  
• See Plans for Type



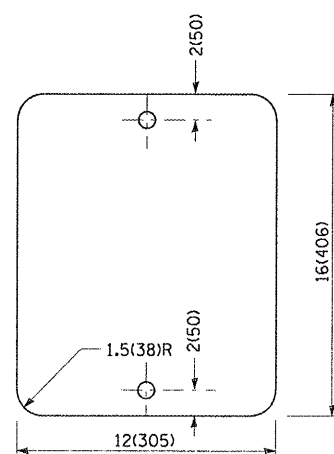
Sheeting Position for  
Traffic Barrier Terminal Type (\*)  
• See Plans for Type

**TERMINAL MARKER DETAILS**

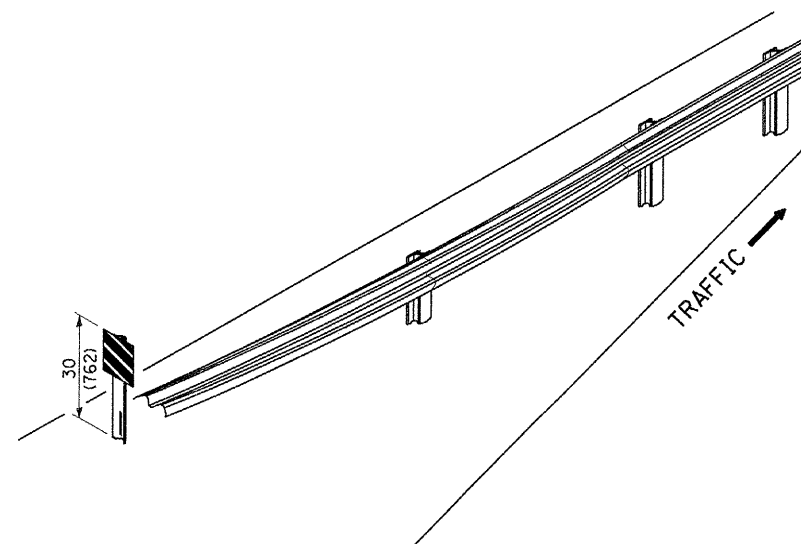
- Color: Black / Yellow reflectorized
- OM - I100 (L or R) Direct applied reflective sheeting
- OM - I200 (L or R) Post mounted



DETAIL OF MOUNTING TERMINAL MARKER TO POST



STANDARD TERMINAL MARKER



ALTERNATE TREATMENT - POST MOUNTED  
(For turned-down terminal where sheeting cannot be direct applied)

**POST MOUNTED TERMINAL MARKER ASSEMBLY**

**TERMINAL MARKER TREATMENTS**

**GENERAL NOTES**

All dimensions are in inches (millimeters) unless otherwise noted.

STATE OF ILLINOIS  
DEPARTMENT OF TRANSPORTATION

GUARDRAIL AND BARRIER WALL DELINEATION

NOT TO SCALE

SHT. 2 OF 3  
CADD STD. 635101-D4

F.A.P. RTE.	SECTION	COUNTY	TOTAL SHEETS	SHEET NO.
522	(14-1-B)DBR	HENDERSON	70	66
CONTRACT NO. 68298				

FED. ROAD DIST. NO. 4 ILLINOIS FED. AID PROJECT