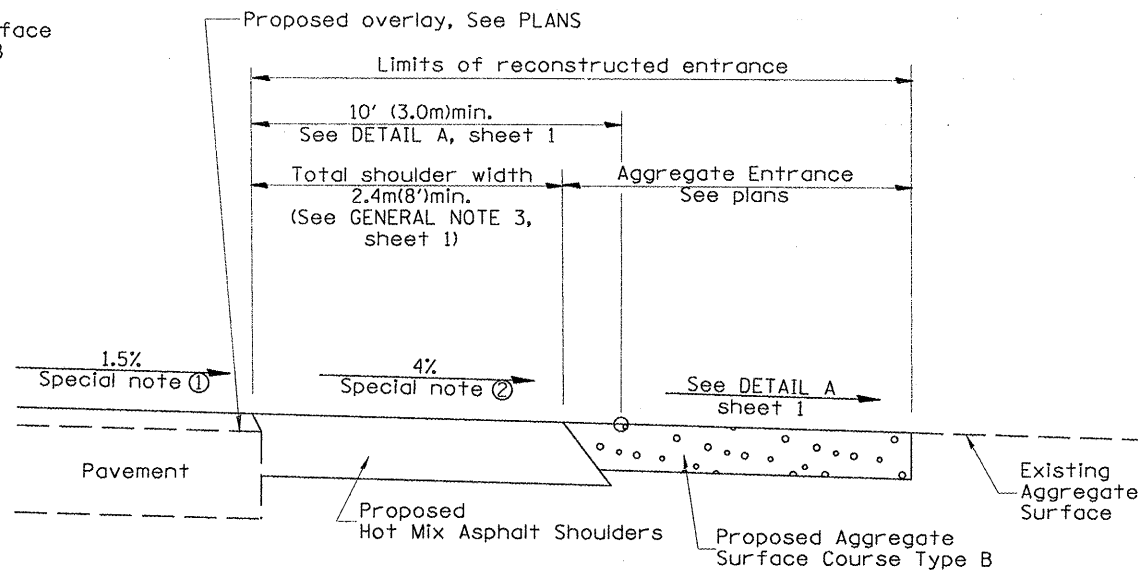
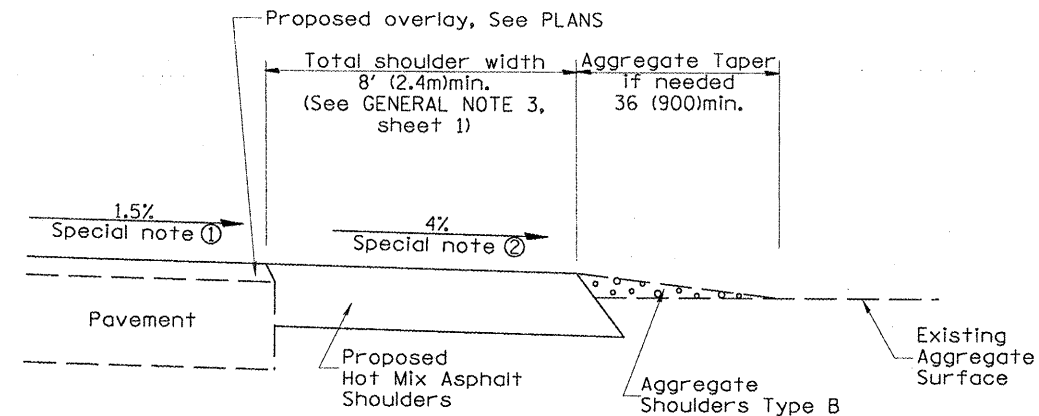


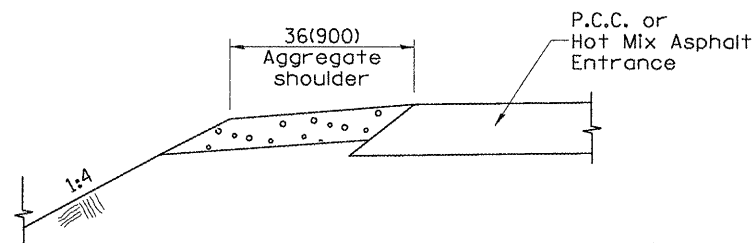
SECTION A-A
SHOULDER TREATMENT FOR AGGREGATE ENTRANCES



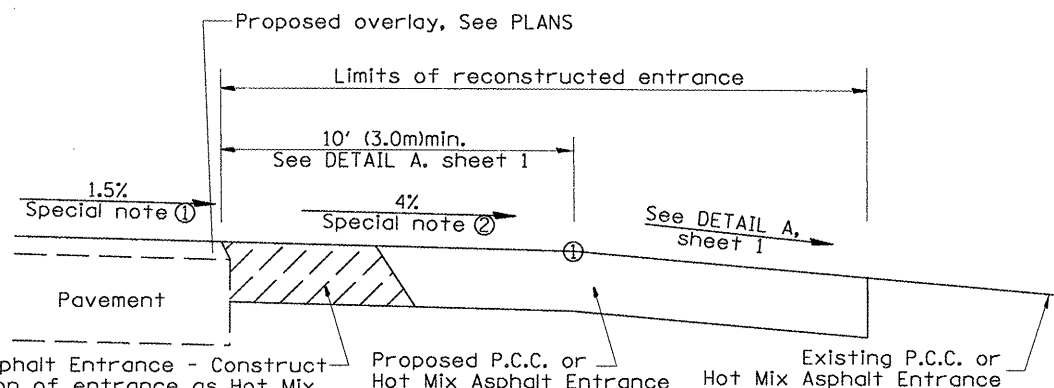
SECTION B-B
RECONSTRUCTED AGGREGATE ENTRANCE



SECTION B-B
EXISTING AGGREGATE ENTRANCE

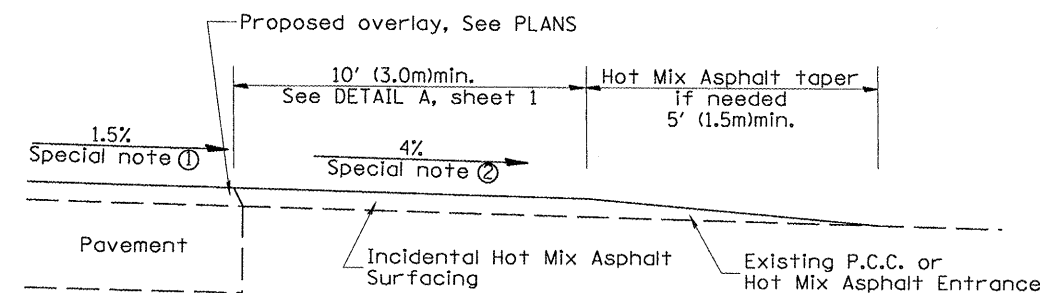


SECTION C-C
SHOULDER TREATMENT FOR P.C.C. OR HOT MIX ASPHALT ENTRANCES

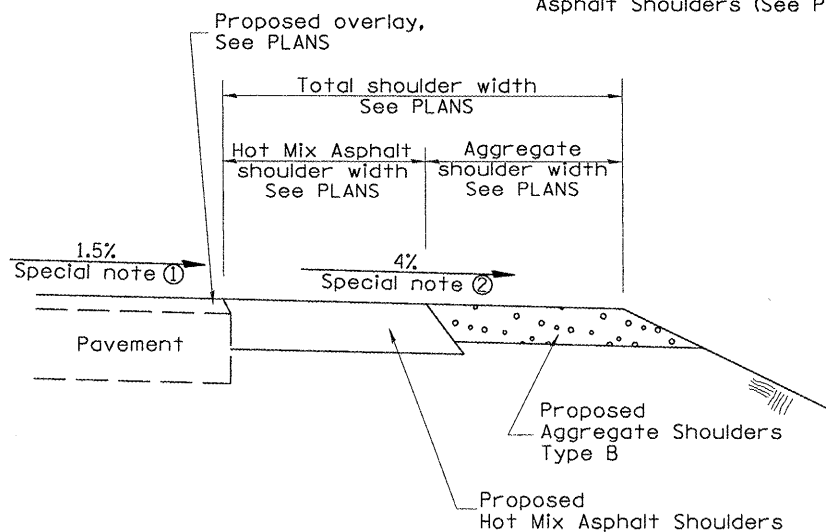


Hot Mix Asphalt Entrance - Construct this portion of entrance as Hot Mix Asphalt Shoulders (See Plan)

SECTION D-D
RECONSTRUCTED P.C.C. OR HOT MIX ASPHALT ENTRANCE



SECTION D-D
EXISTING P.C.C. OR HOT MIX ASPHALT ENTRANCE



SECTION E-E
MAINLINE SHOULDER TREATMENT

SPECIAL NOTES

- ① The mainline pavement cross-slope is 1.5% for tangent alignment. See PLANS for cross-slope on superelevated horizontal curves.
- ② The shoulder slope shall control the entrance profile for a distance of 10' (3.0m) minimum from the pavement edge. The shoulder cross-slope is 4% for tangent alignment. Through superelevated curves, the maximum pavement-shoulder breakover should not be greater than 10% for shoulders 6' (1.8m) and wider and 12% for shoulders 4' (1.2m) and less. Where 12' (366cm) paved shoulders are provided, the breakover should be at the edge of the paved shoulder rather than at the pavement edge.

All dimensions are in Inches (millimeters) unless otherwise noted.

STATE OF ILLINOIS
DEPARTMENT OF TRANSPORTATION

RURAL ENTRANCES FOR "3R" PROJECTS

| F.A.P. RTE. | SECTION | COUNTY | TOTAL SHEETS | SHEET NO. |
|--------------------|-------------|-----------|--------------|-----------|
| 522 | (14-1-B1)BR | HENDERSON | 70 | 60 |
| CONTRACT NO. 68298 | | | | |

NOT TO SCALE

SHT. 2 OF 2
CADD STD. 406301-D4

FED. ROAD DIST. NO. 4 ILLINOIS FED. AID PROJECT