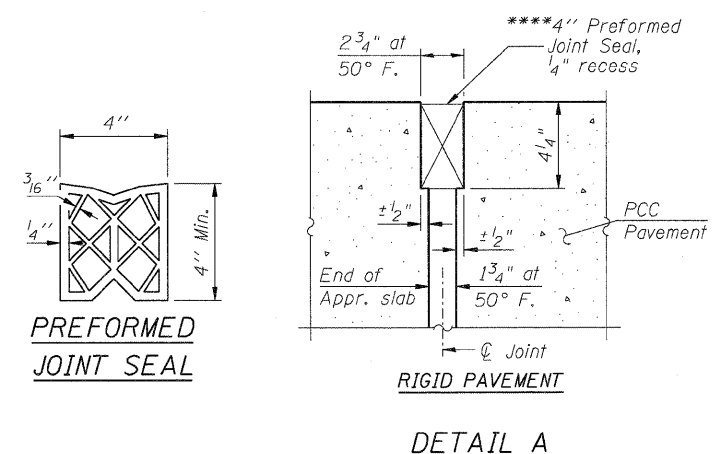
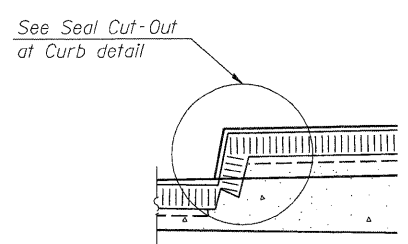


PLAN AT NORTH APPROACH SLAB

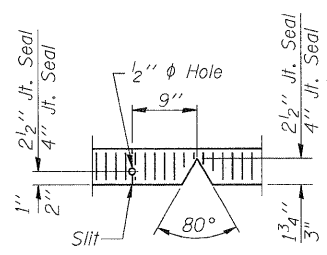


DETAIL A



VIEW B-B

Angle Preformed Joint Seal at 45° at curbs when req'd for drainage.



SEAL CUT-OUT AT CURB

- * Tilt #9 b (E) bars as required to maintain clearance.
- ** Closed cell joint filler according to Article 1051.08 of the Std Specifications: Full depth of slab, full length of slab. Cost included with Concrete Superstructure.
- *** Cut to fit in field as needed.
- **** Cost included with Concrete Superstructure.

Notes:
See sheet 37 of 103 for Sections C-C, D-D and E-E.
See sheet 38 of 103 for Section F-F and View G-G

FILE NAME = D254B80-sh-napproach1.dgn	USER NAME = dwoznarski	DESIGNED - ACB	REVISED -	STATE OF ILLINOIS DEPARTMENT OF TRANSPORTATION	NORTH APPROACH SLAB DETAILS (SHEET 1 OF 3) STRUCTURE NO. 098-0115	F.A.P. RTE. 646	SECTION IB-2	COUNTY WHITESIDE	TOTAL SHEETS 257	SHEET NO. 139
	PLOT SCALE = 5.0000' / IN.	DRAWN - RLK	REVISED -			SHEET NO. 36 OF 103 SHEETS		CONTRACT NO. 64B80		ILLINOIS FED. AID PROJECT
PLOT DATE = 7/18/2011	CHECKED - ACB	REVISED -								