



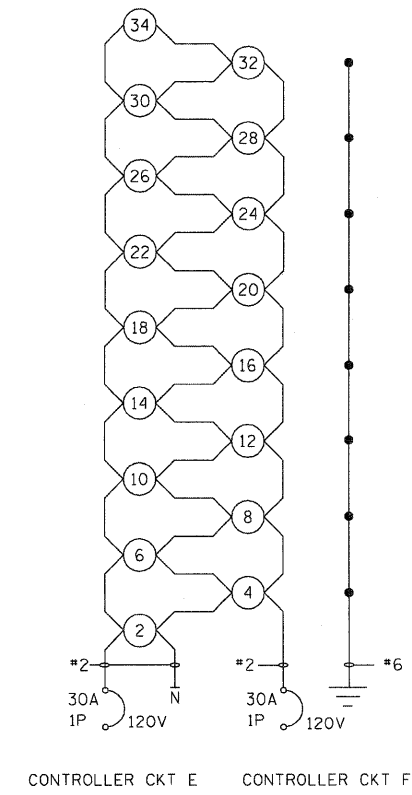
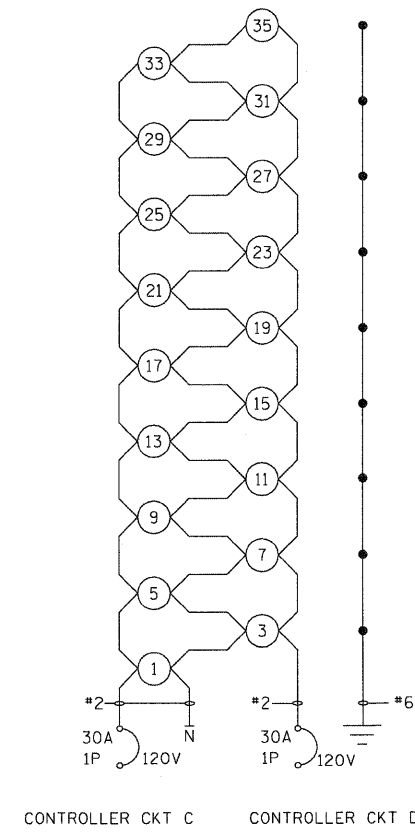
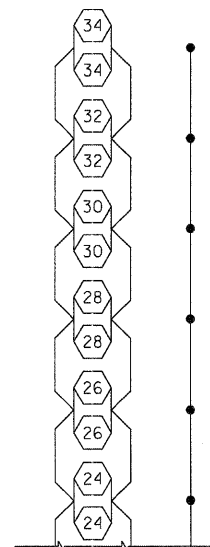
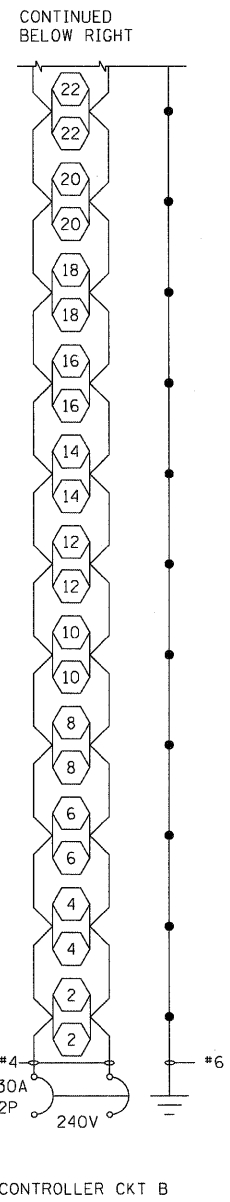
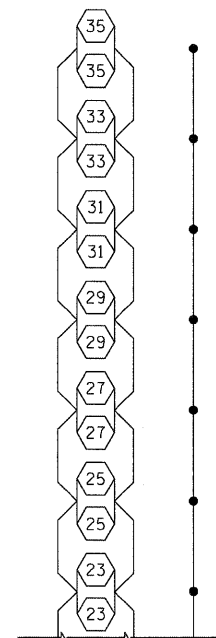
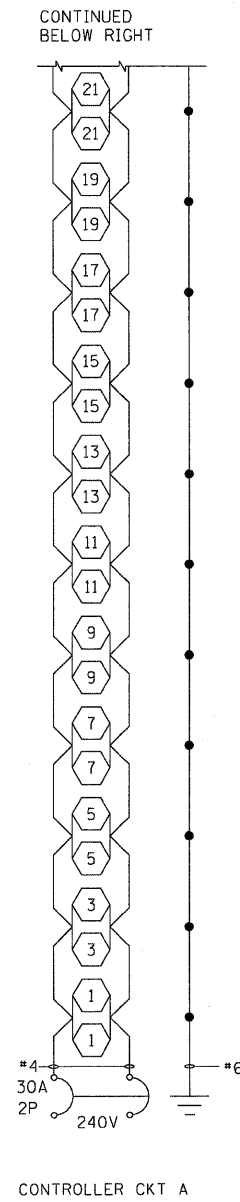


LEGEND:

-  70 WATT LUMINAIRE
-  GFCI RECEPTACLE
-  GROUND CONNECTION AT EACH POLE
-  GROUND ROD

NOTES:

1. EQUIPMENT GROUND CONDUCTOR FOR LIGHTING CIRCUIT IS SHARED WITH RECEPTACLE CIRCUITS



DUAL LIGHTING CONTROLLER WIRING DIAGRAMS

GFCI RECEPTACLE WIRING DIAGRAMS

|   |                            |                   |           |   |  |   |                    |              |                  |                  |              |  |
|---|----------------------------|-------------------|-----------|---|--|---|--------------------|--------------|------------------|------------------|--------------|--|
| <b>SINGH</b><br>SINGH & ASSOCIATES, INC.<br>CONSULTING ENGINEERS<br>300 W. ADAMS ST.<br>CHICAGO, IL 60606<br>TEL: (312) 629-0240<br>FAX: (312) 629-8449 | USER NAME = dwoznarski     | DESIGNED - AM     | REVISED - | <b>STATE OF ILLINOIS</b><br><b>DEPARTMENT OF TRANSPORTATION</b> | <b>WIRING DIAGRAMS</b><br><b>IL 40</b> |   | F.A.P. RTE. 646    | SECTION 1B-2 | COUNTY WHITESIDE | TOTAL SHEETS 257 | SHEET NO. 97 |  |
|   | PLOT SCALE = 1/8" = 1' IN. | CHECKED - GR      | REVISED - |   | SCALE:                                 | SHEET NO. 6 OF 12 SHEETS                        | CONTRACT NO. 64B80 |              |                  |                  |              |  |
|   | PLOT DATE = 7/14/2011      | DATE - 04-18-2011 | REVISED - |   |  | FED. ROAD DIST. NO. 2 ILLINOIS FED. AID PROJECT |                    |              |                  |                  |              |  |
|   |                            |                   |           |   |  |   |                    |              |                  |                  |              |  |