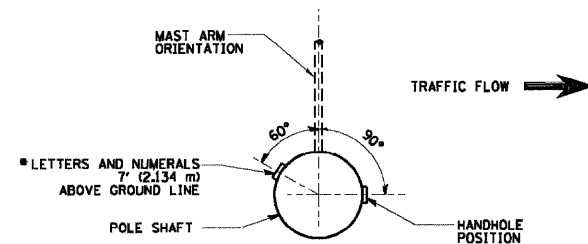
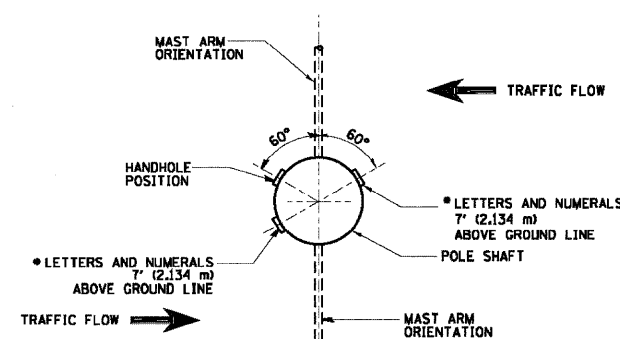


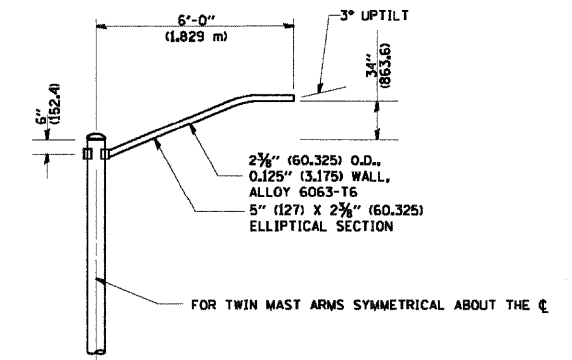
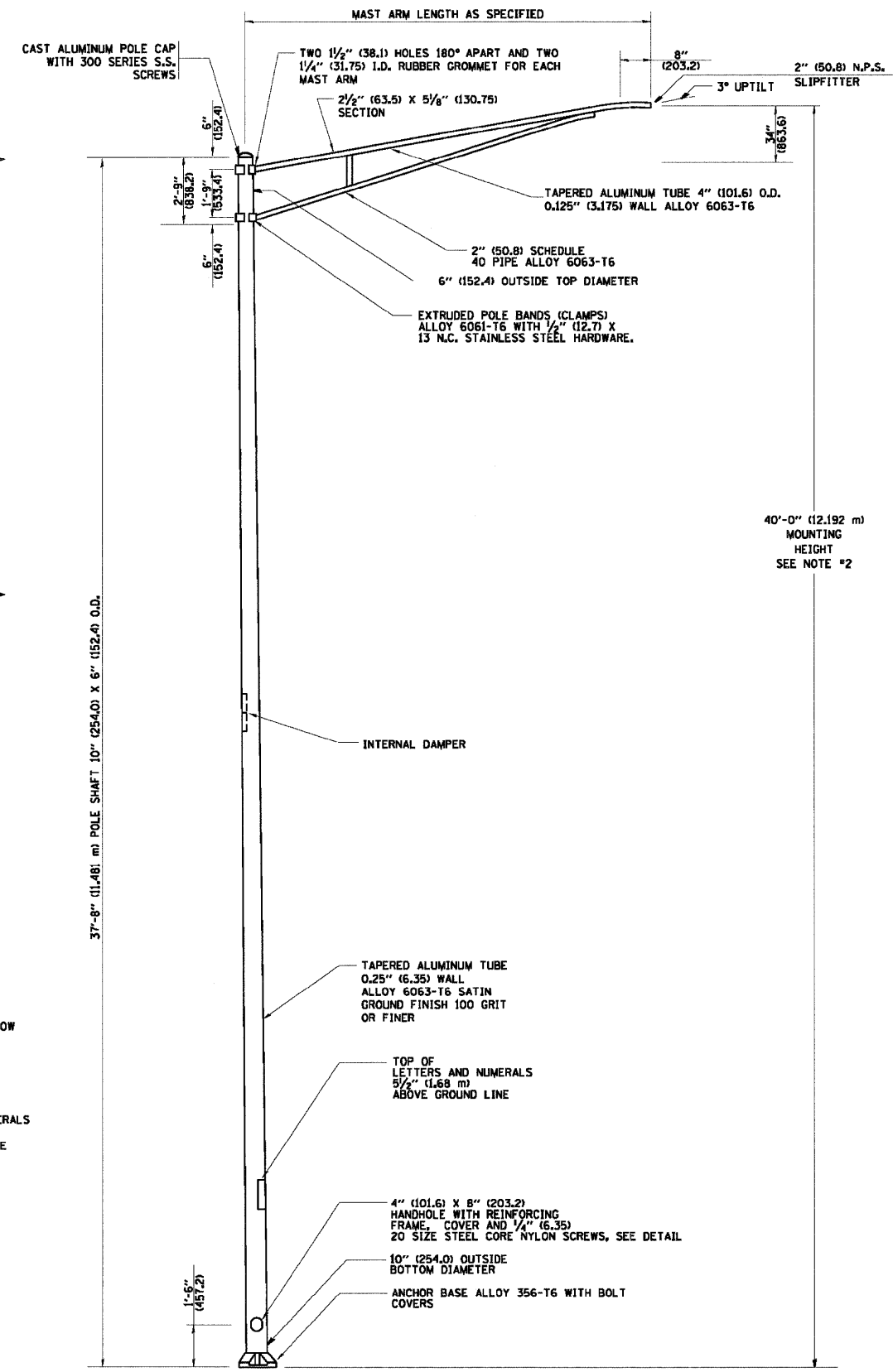
POSITION OF HANDHOLE AND POLE NUMBER FOR SINGLE MAST ARM POLES MOUNTED ON BRIDGE PARAPET OR BARRIER WALL



POSITION OF HANDHOLE AND POLE NUMBER FOR SINGLE MAST ARM POLES

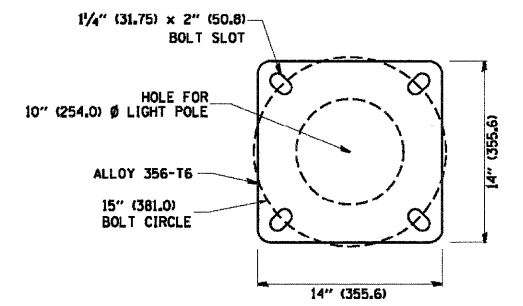


POSITION OF HANDHOLE AND POLE NUMBER FOR TWIN MAST ARM POLES

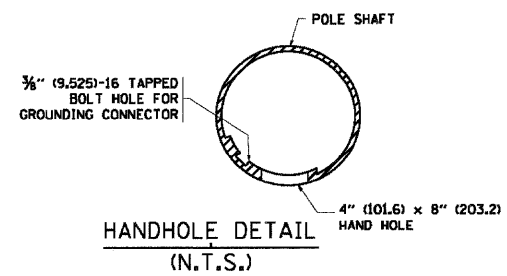


6' (1.8 m) SINGLE MEMBER MAST ARM (N.T.S.)

- NOTES:**
1. ALL DIMENSIONS ARE IN INCHES (MILLIMETERS) UNLESS OTHERWISE SHOWN.
  2. MOUNTING HEIGHT IS DEFINED AS THE DISTANCE FROM THE CENTERLINE OF THE TENON TO THE BOTTOM OF THE ANCHOR BASE.
  3. THE LIGHT POLE WILL MEET AASHTO DESIGN CRITERIA AS SPECIFIED.
  4. THE INSTALLING CONTRACTOR WILL PROVIDE A UL LISTED GROUNDING CONNECTOR, BURNDY K2C25, T&B SP4DL OR APPROVED EQUAL.
  5. LIGHT POLES WILL NOT BE INSTALLED WITHOUT MAST ARMS AND LUMINAIRES.
  6. LIGHT POLES WILL BE SET PLUMB ON THE FOUNDATION WITHOUT THE USE OF LEVELING NUTS, WASHERS OR SHIMS.
  7. LIGHTING UNIT IDENTIFICATION NUMBERS SHALL BE INSTALLED BEFORE THE LIGHTING UNIT IS ENERGIZED.



LIGHT POLE BASE PLATE DETAIL  
15 INCH (381.0) BOLT CIRCLE



FILE NAME = W:\distata\22x34\bae401.dgn	USER NAME = gaglianob1	DESIGNED - DRAWN -	REVISED - R. TOMSONS 09-06-00 REVISED - R. TOMSONS 09-02-03	<b>STATE OF ILLINOIS DEPARTMENT OF TRANSPORTATION</b>	<b>ALUMINUM LIGHT POLE 40'-0" (12.192 m) MOUNTING HEIGHT</b>	F.A. - RTE. 350	SECTION 3068 A-B-R-1	COUNTY COOK	TOTAL SHEETS 57	SHEET NO. 21
PLOT SCALE = 5/8" = 1' IN.	PLOT DATE = 1/4/2008	CHECKED - DATE -	REVISED -			SCALE: NONE	SHEET NO. 1 OF 1 SHEETS	STA. TO STA.	FED. ROAD DIST. NO. 1 (ILLINOIS) FED. AID PROJECT <b>BE-401</b> CONTRACT NO.	