

| | | | | |
|---------------------|------------|----------|------------------|-----------|
| F.A. RTE. | SECTION | COUNTY | TOTAL SHEETS | SHEET NO. |
| V&B | 2006-015 I | VARIOUS | 14 | 12 |
| FED. ROAD DIST. NO. | | ILLINOIS | FED. AID PROJECT | |

CONTRACT NO. 60B39

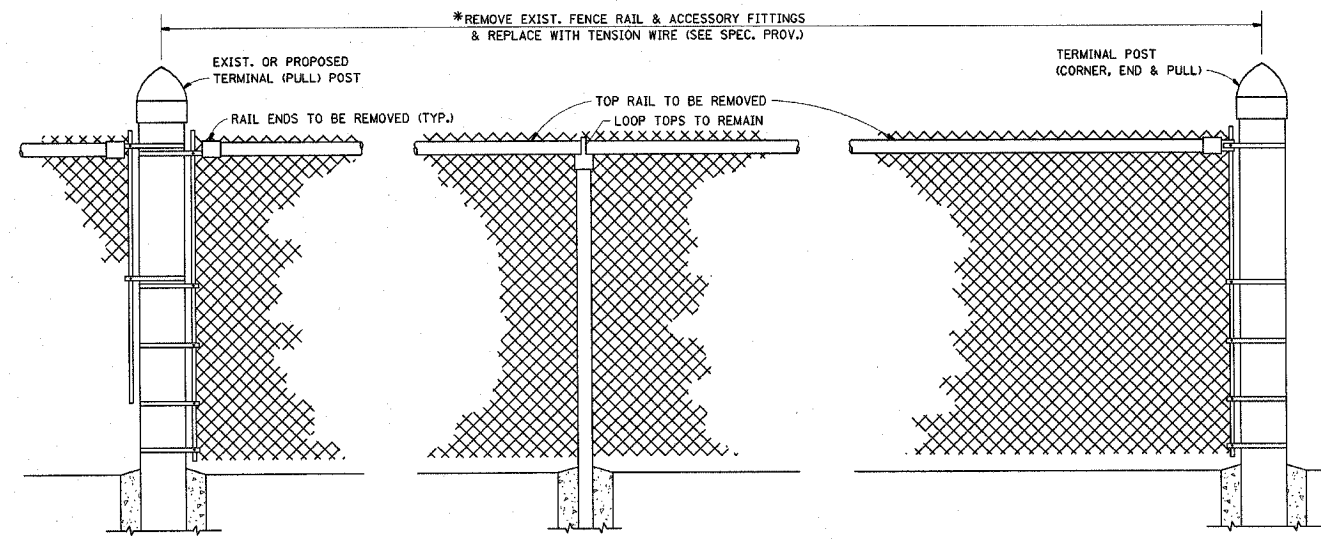
GENERAL NOTES

FENCE RAIL REMOVAL: THIS ITEM CONSISTS OF REMOVING EXISTING TOP OR BOTTOM RAIL (DAMAGED OR UNDAMAGED) AND REPLACING WITH TENSION WIRE. BOTTOM TENSION WIRE SHALL BE CONSIDERED INCIDENTAL EXCEPT AT LOCATIONS OF EXISTING BOTTOM RAIL REMOVAL.

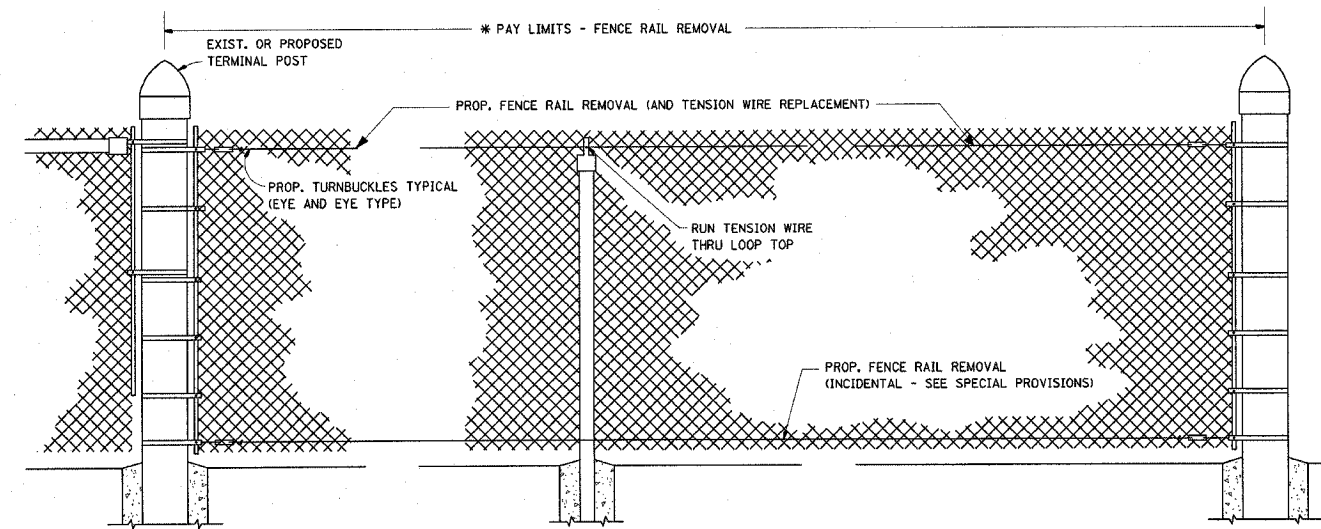
TENSION WIRE: THIS ITEM CONSISTS OF INSTALLING TENSION WIRE, TOP OR BOTTOM, WHERE TOP OR BOTTOM RAIL IS NON-EXISTENT, OR WHERE EXISTING DAMAGED TENSION WIRE IS REMOVED AND REPLACED BY NEW TENSION WIRE.

ALL WORK AND MATERIALS SHALL BE IN ACCORDANCE WITH THE PLANS, SPECIAL PROVISIONS, STANDARD SPECIFICATIONS AND STANDARD 664001.

REPLACEMENT OF OTHER FENCE COMPONENT PARTS SHALL BE MEASURED AND PAID FOR SEPARATELY AS DESCRIBED IN THE SPECIAL PROVISIONS.

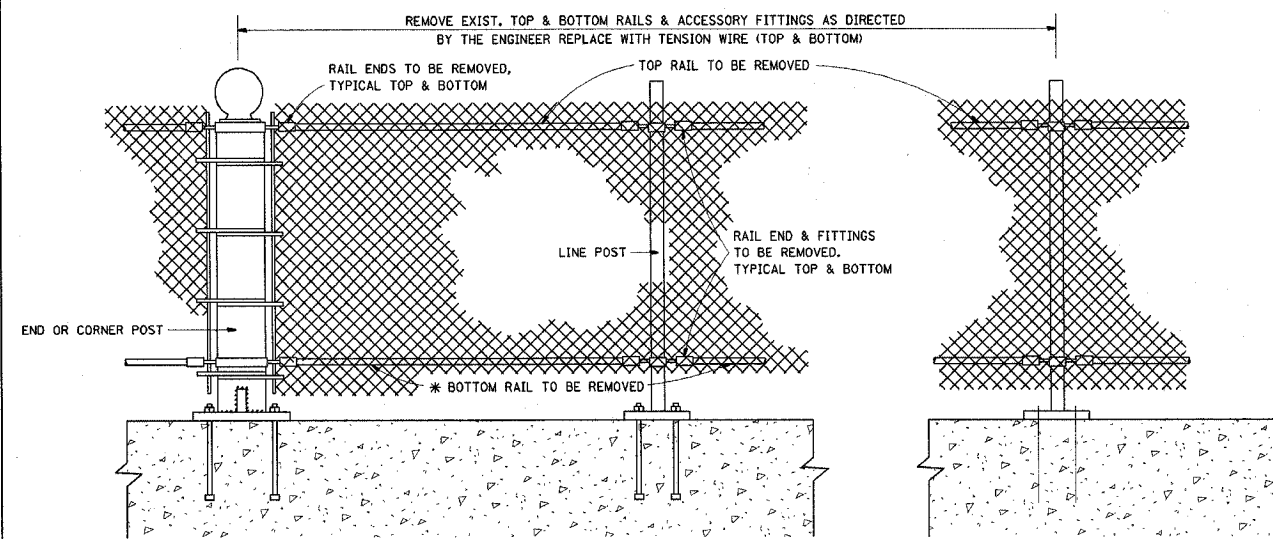


EXIST. CHAIN LINK FENCE WITH TOP RAIL

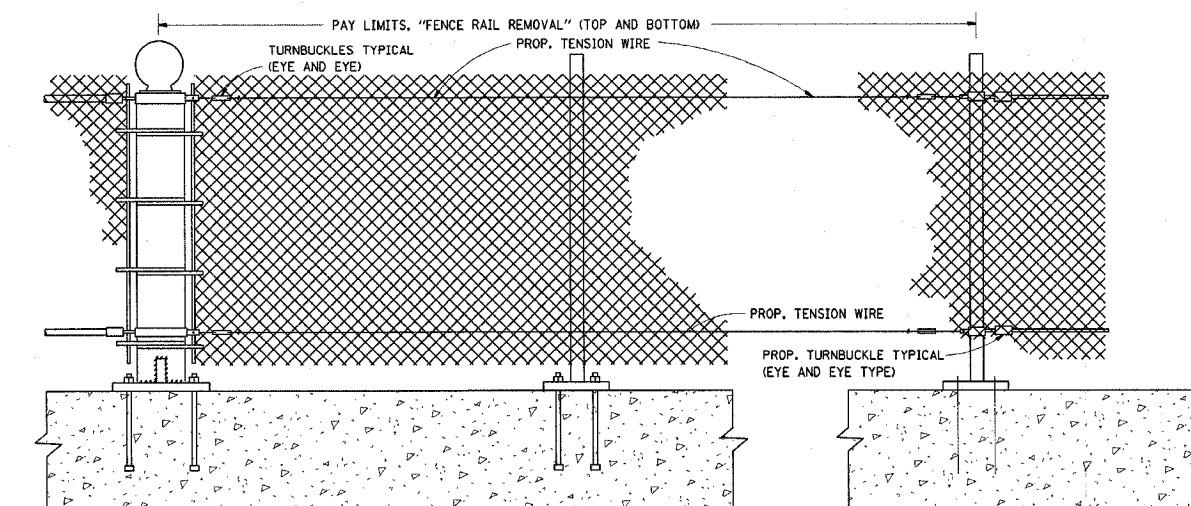


PROP. CHAIN LINK FENCE WITH "FENCE RAIL REMOVAL"

* THE ENGINEER IN CHARGE SHALL DETERMINE THE LENGTH OF FENCE RAIL TO BE REMOVED & REPLACED WITH "TENSION WIRE"



EXIST. PEDESTRIAN BARRIER TYPE 3 WITH TOP AND BOTTOM RAILS



PROP. PEDESTRIAN BARRIER TYPE 3 WITH FENCE RAIL REMOVAL

ALL DIMENSIONS ARE IN MILLIMETERS (INCHES) UNLESS OTHERWISE SHOWN.

ILLINOIS DEPARTMENT OF TRANSPORTATION
PROPOSED PEDESTRIAN BARRIER AND CHAIN LINK FENCE WITH TENSION WIRE AND FENCE RAIL REMOVAL

| REVISIONS | |
|-----------|------|
| NAME | DATE |
| | |
| | |
| | |
| | |
| | |

SCALE: NONE
 DATE: 9/28/2006
 DRAWN BY: C.A.D.D.
 CHECKED BY: