CONTRACT NO. 72A81

F.A.P. RTE.	SECTION	COUNTY	TOTAL SHEETS	SHEET NO.
753	142BR-4	SANGAMON	24	12
FED. ROAD DIST. NO.	ILLINOIS	FED. AID PROJECT		

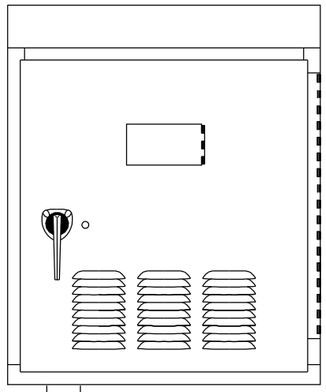

Temporary Controller Cabinet

DETECTOR AMPLIFIER NOTES

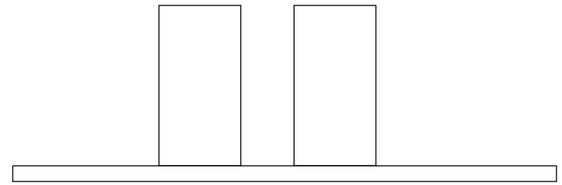

AMP 1: DELAY = 8 SECONDS
DELAY SHALL BE INHIBITED DURING GREEN

AMP 2: NO DELAY

FAR LOOP DISTANCE TABLE	
ADVISORY SPEED (MPH)	DISTANCE FROM STOP BAR (FT.)
30 OR LESS	220
35	260
40	300
45	330
50	370
55	400

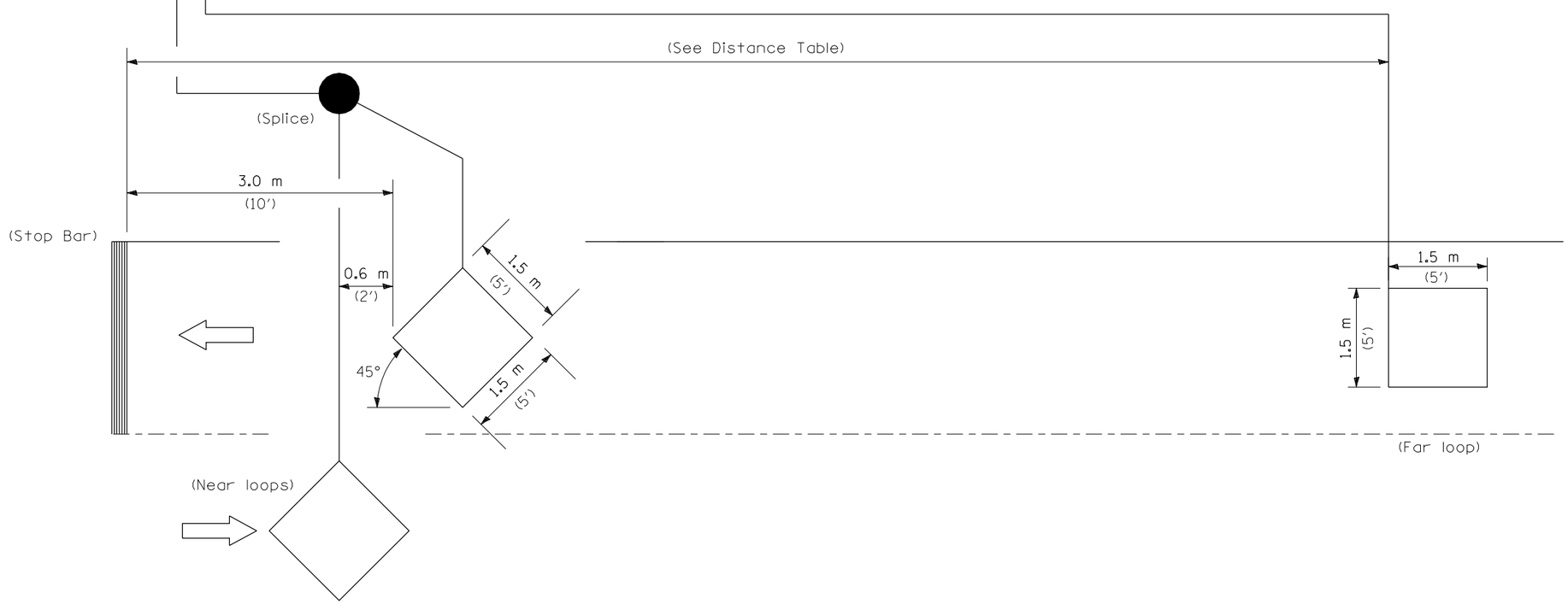

NOTE: All loops centered in lane.

INDUCTION LOOP DETECTOR

K-Plus Engineering, Ltd.
753 WINDSOR ROAD
CHARLESTON, IL 61920
(217) 348-1900
WWW.K-PLUSENGINEERINGLTD.COM
ILLINOIS DEPARTMENT OF PROFESSIONAL REGULATION REGISTRATION #184-003685

** THIS DOCUMENT IS THE PROPERTY OF K-PLUS ENGINEERING, LTD. AND NO PART HEREIN SHALL BE USED ** EXCEPT FOR THIS SPECIFIC PROJECT WITHOUT THE WRITTEN CONSENT OF K-PLUS ENGINEERING, LTD.

REVISIONS	
NAME	DATE

ILLINOIS DEPARTMENT OF TRANSPORTATION

TEMPORARY BRIDGE TRAFFIC SIGNAL LOOP PLACEMENT DETAIL SHEET

FAP 753 (IL RTE. 104)
OVER HORSE CREEK
SECTION 142BR-4
SANGAMON COUNTY

DATE: 08-01-07

DRAWN BY: ADC
CHECKED BY: DC

PLAN	BY	DATE
SURVEYED		
PLOTTED		
ALIGNMENT CHECKED		
R/L OF WAY CHECKED		
PLAN FILE NAME		
NOTE BOOK NO.		

PROFILE	BY	DATE
SURVEYED		
PLOTTED		
GRADES CHECKED		
BENCH MARK NOTED		
STRUCTURE NOTATNS CH'KD		
NOTE BOOK NO.		

PLOT DATE = Aug-10-2007 07:50:15AM
FILE NAME = c:\Projects\d651007\kpluseng_final\12_ip dt.sht
PLOT SCALE = 41.8823 ' / IN.
USER NAME = laughlin