STATE OF ILLINOIS
DEPARTMENT OF TRANSPORTATION

ROUTE NO.	SECTION	COUNTY	TOTAL SHEETS	SHEET NO.
F.A.P. 721	(113BR) BR	DEWITT	81	37
FED. ROAD DIST. NO. 7	ILLINOIS	FED. AID PROJECT-		

SHEET NO. 12
18 SHEETS

Contract #70232

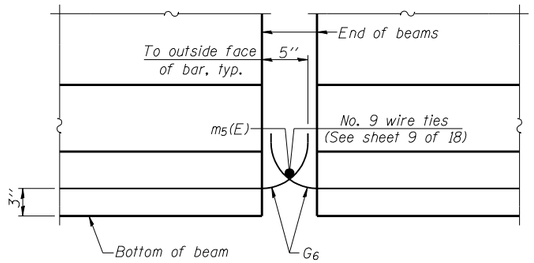

ELEVATION OF BEAM AT PIER

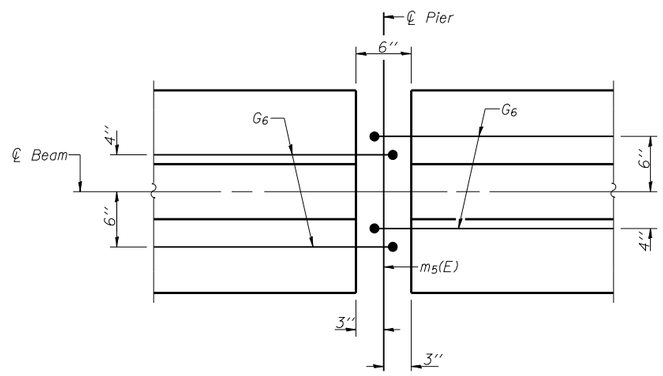

PLAN OF BEAM AT PIER

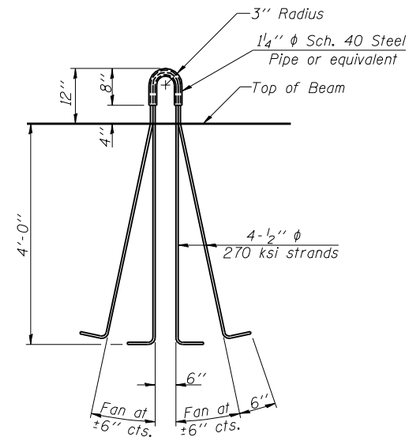

LIFTING LOOP DETAIL

NOTES

Inserts for $\frac{3}{4}$'' ϕ threaded dowel rods, when specified, are to be two strut, coil type for interior beams and single coil, flared loop type for exterior beams.

Prestressing steel shall be uncoated high strength, low relaxation 7-wire strand, Grade 270.

The nominal diameter shall be $\frac{1}{2}$'' and the nominal cross-sectional area shall be 0.153 sq. in.

Non-prestressing steel shall conform to ASTM A 706 (IL MOD), Grade 60.

A minimum $2\frac{1}{2}$'' ϕ lifting pin shall be used to engage the lifting loops during handling.

Cut G_6 bars when necessary to maintain $1\frac{1}{2}$'' clearance.

The bottom plates and studs shall be galvanized according to AASHTO M111.

Threaded rods shall be ASTM F 1554 Grade 55.

The cut strands at each beam end shall be given two coats of zinc dust spray or paint meeting the requirements of ASTM A 780. The zinc dust spray or paint shall be applied before corrosion appears and allowed to dry according to the manufacturer's specifications prior to another coat of zinc. A concrete sealer meeting the requirements of Section 587 of the Standard Specifications shall be applied to all portions of the I-beam or Bulb-T beam, except the top surface of the top flange and the bottom surface of the bottom flange, starting at each beam end and extending out a distance of 54 inches. The sealer shall be applied after visible crack growth has subsided. This work shall be performed by the producer and included with the cost of the beam.

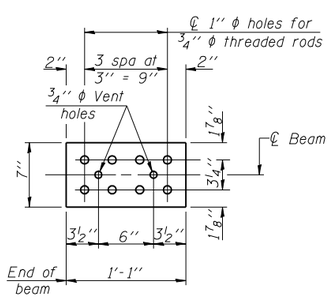

TOP PLATE

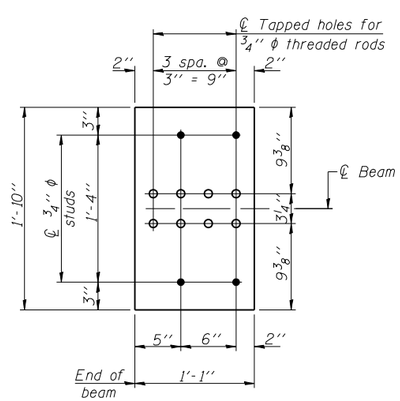

BOTTOM PLATE

See bearing details for pintle hole locations when required.

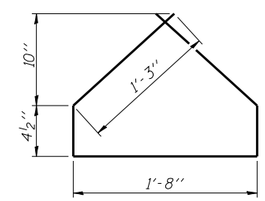

BAR G_4

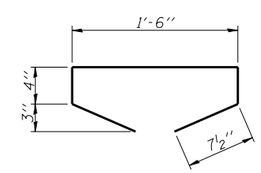

BAR G_5

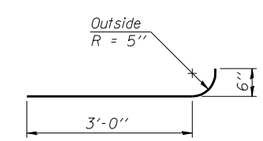

BAR G_6

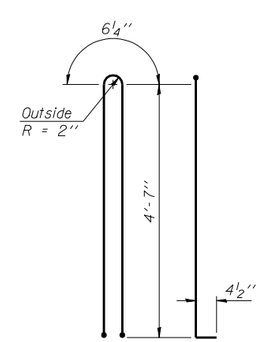

BAR G_1

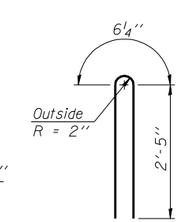

BAR G_2

BILL OF MATERIAL

Item	Unit	Total
Furnishing and Erecting Precast Prestressed Concrete I-Beams, 54''	Ft.	1119.0

54'' PPC I-BEAM DETAILS
F.A.P. ROUTE 721 - SECTION (113BR)BR
DEWITT COUNTY
STATION 244+07.00
STRUCTURE NO. 020-0062

DESIGNED	Phillip R. Litchfield
CHECKED	Nick R. Barnett
DRAWN	R. Sommer
CHECKED	P.R.L./N.R.B.

September 6 2007
EXAMINED Thomas J. Domagalski
ENGINEER OF BRIDGE DESIGN
PASSED Ralph E. Anderson
ENGINEER OF BRIDGES AND STRUCTURES

PI-4-54D 12-21-06